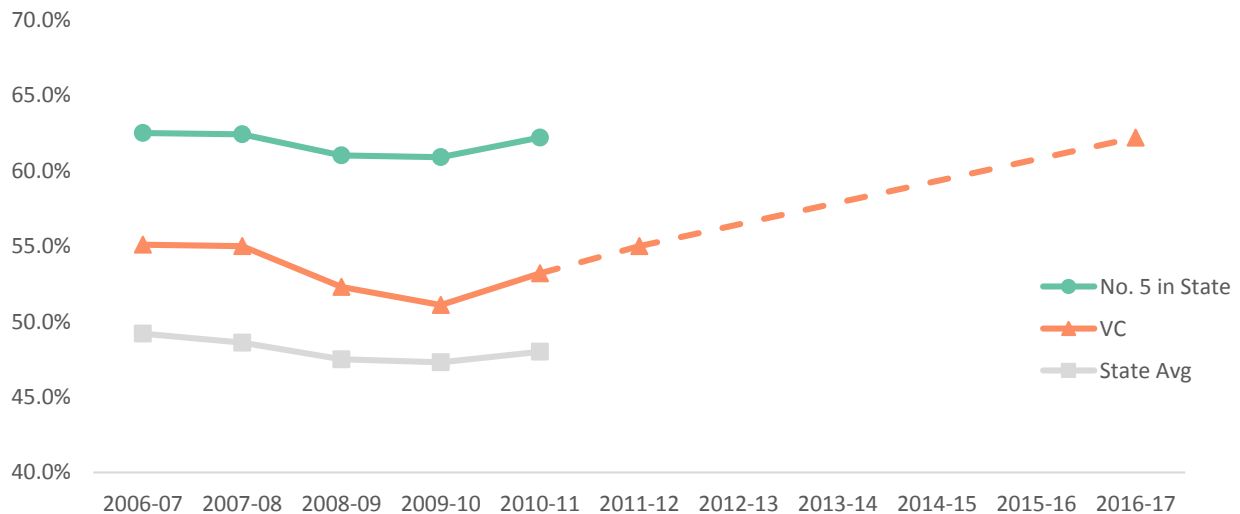


Ventura College 2017 Institutional Effectiveness Partnership Initiative (IEPI) Goals

IEPI Metric	Short-Term Goal	Long-Term Goal
Overall Six-Year Completion Rate	55.0%	62.2%
English Basic Skills Rate	57.0%	61.3%
Math Basic Skills Rate	37.0%	48.4%
Successful Course Completion (Course Success Rate)	74.0%	75.6%
Transfer-Level English Completion Within Two Years	70.0%	90.0%
Transfer-Level Math Completion Within Two Years	55.0%	90.0%
Accreditation Status	Fully Accredited	Fully Accredited

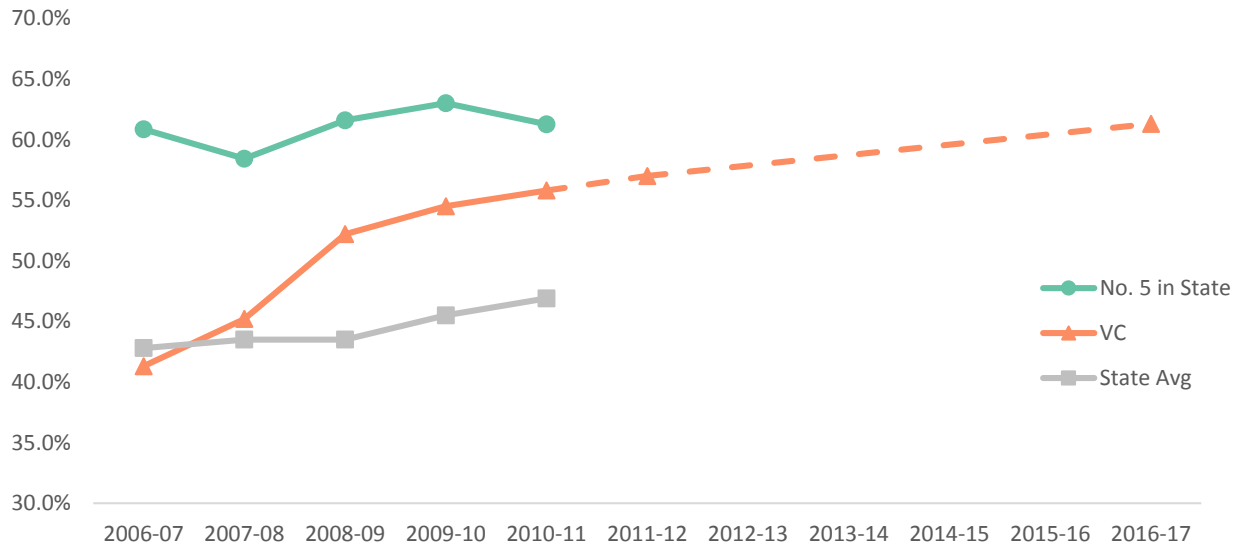
We have fully integrated our IEPI goals into our 2017-2023 Educational Master Plan. By 2023, we plan to be one of the top five community colleges in the state on each of the above metrics. The long-term goal for each metric above corresponds to the college that is currently ranked number five in the state on that metric. The two exceptions are for transfer-level English and Math completion within two years. For those two metrics, we plan to have 90% of students achieve these outcomes, as part of our Sail to Success Initiative. Each short-term goal is a reasonable intermediate step towards the long-term goal. Historical data for each metric is displayed below.

IEPI Metric 1 – Overall Six-Year Completion Rate - % of first-time, completion-seeking students who complete a degree, certificate, and/or transfer within six years. Completion-seeking students are those who completed a minimum of six units and attempted a Math or English course within their first 3 years.



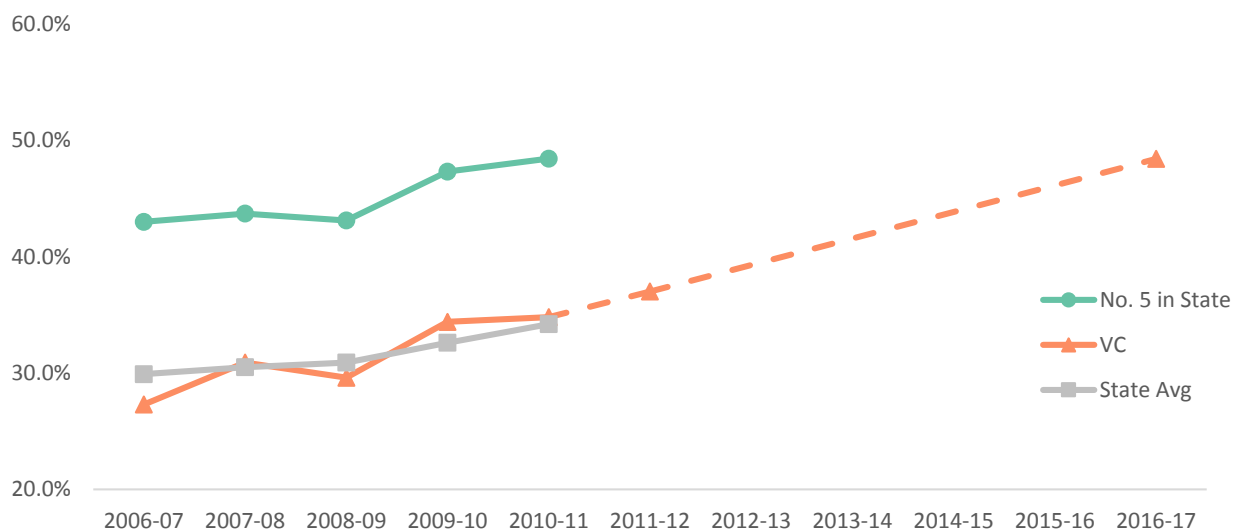
Entering Cohort	No. 5 in State	State Avg	VC	VC Rank
2006-07	62.5%	49.2%	54.9%	21
2007-08	62.4%	48.6%	54.9%	18
2008-09	61.0%	47.5%	51.6%	23
2009-10	60.9%	47.3%	50.9%	29
2010-11	62.2%	48.0%	53.2%	22
2011-12 (1-Year Target)	-	-	55.0%	17
2016-17 (6-Year Target)	-	-	62.2%	5

IEPI Metric #2 – English Basic Skills Rate - % of students who started in basic skills English and completed a transfer-level English course within six years.



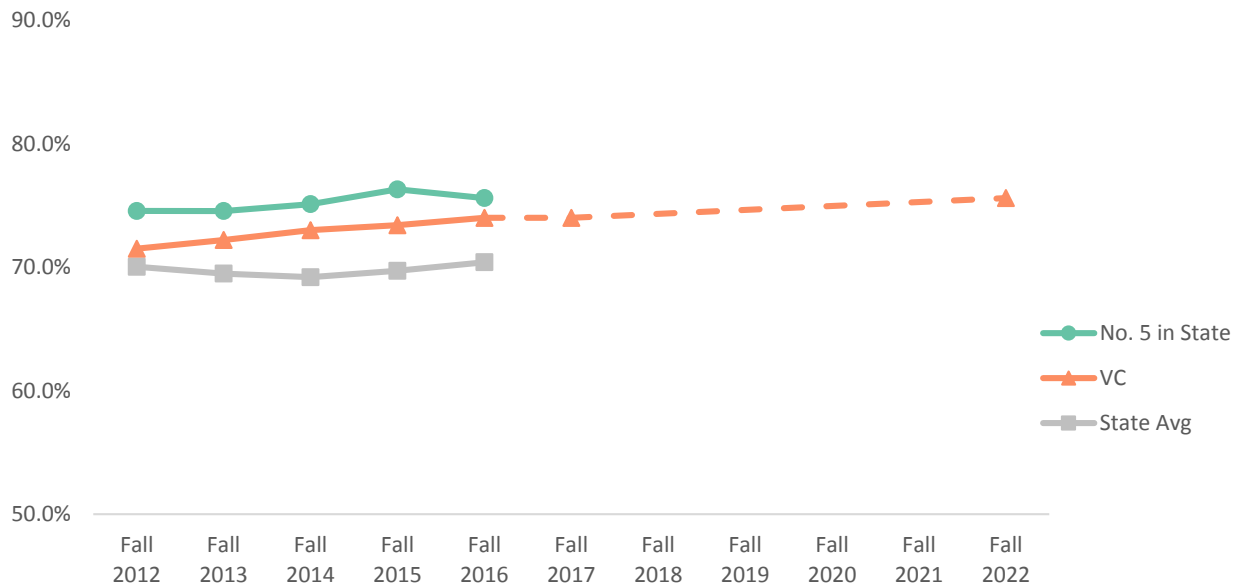
Entering Cohort	No. 5 in State	State Avg	VC	VC Rank
2006-07	60.9%	42.8%	41.4%	59
2007-08	58.4%	43.5%	45.2%	45
2008-09	61.6%	43.5%	52.4%	15
2009-10	63.0%	45.5%	54.2%	14
2010-11	61.3%	46.9%	55.8%	17
2011-12 (1-Year Target)	-	-	57.0%	13
2016-17 (6-Year Target)	-	-	61.3%	5

IEPI Metric #3 – Math Basic Skills Rate - % of students who started in basic skills Math and completed a transfer-level Math course within six years.



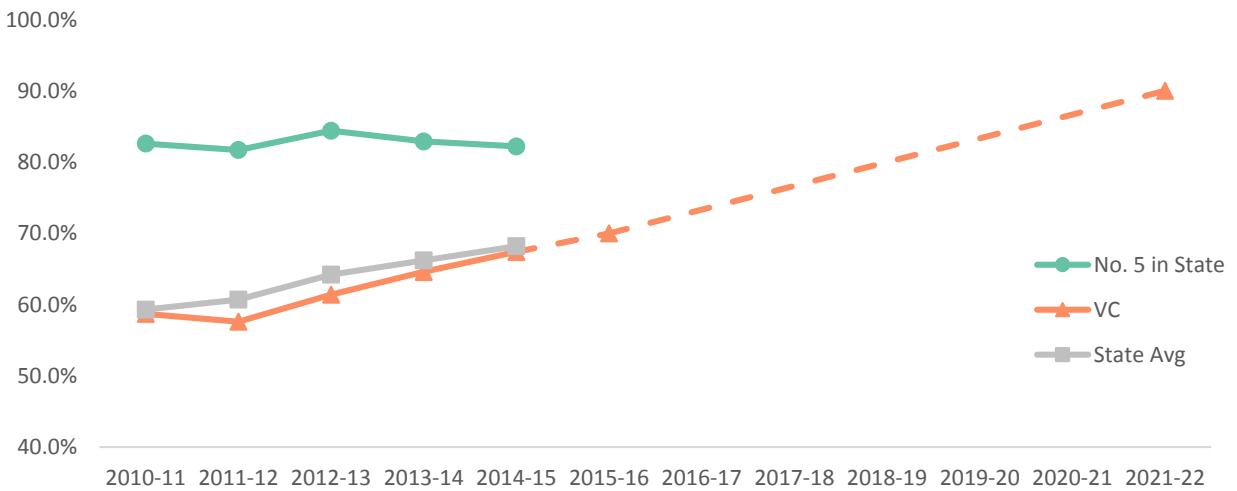
Entering Cohort	No. 5 in State	State Avg	VC	VC Rank
2006-07	43.0%	29.9%	27.4%	73
2007-08	43.7%	30.5%	30.7%	54
2008-09	43.1%	30.9%	29.5%	64
2009-10	47.3%	32.6%	34.3%	44
2010-11	48.4%	34.2%	34.8%	56
2011-12 (1-Year Target)	-	-	37.0%	41
2016-17 (6-Year Target)	-	-	48.4%	5

IEPI Metric #4 – Successful Course Completion (i.e. Course Success Rate) – percentage of A, B, C, and P grades out of all fall semester grades assigned.



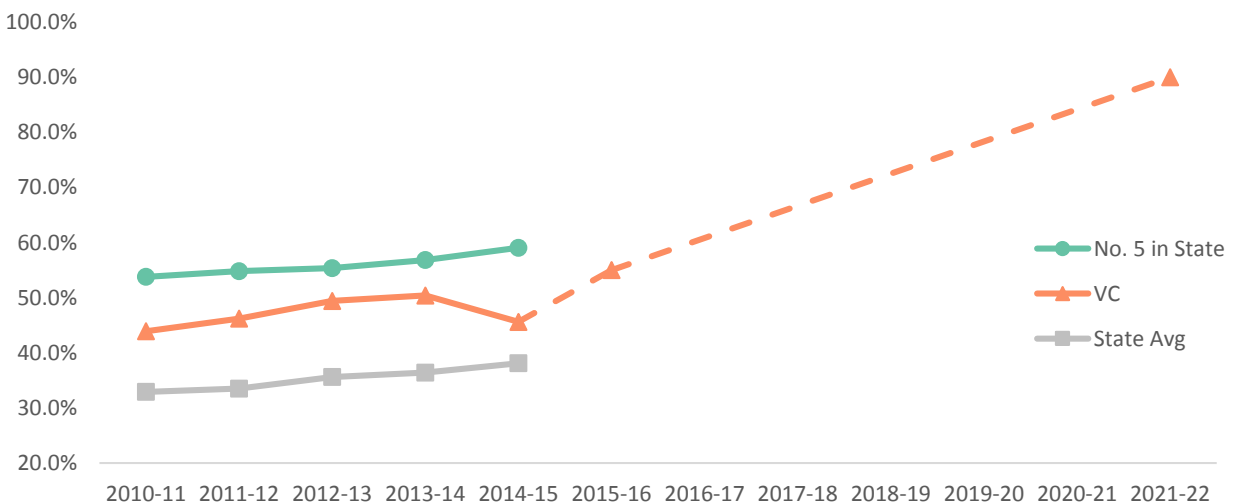
Semester	No. 5 in State	State Avg	VC	VC Rank
Fall 2012	74.6%	70.0%	71.7%	32
Fall 2013	74.6%	69.5%	72.2%	21
Fall 2014	75.1%	69.2%	72.7%	17
Fall 2015	76.3%	69.7%	72.3%	30
Fall 2016	75.6%	70.4%	74.0%	16
Fall 2017 (1-Year Target)	-	-	74.0%	16
Fall 2022 (6-Year Target)	-	-	75.6%	5

IEPI Metric #5 – Transfer-Level English Completion Within 2 Years (Sail to Success*) - % of first-time students who complete six units and attempt any Math or English who complete a transfer-level English course in their first two years.



Entering Cohort	No. 5 in State	State Avg	VC	VC Rank
2010-11	82.6%	59.3%	58.7%	59
2011-12	81.7%	60.7%	57.6%	67
2012-13	84.4%	64.2%	61.4%	63
2013-14	82.9%	66.2%	64.6%	61
2014-15	82.0%	68.2%	67.4%	60
2015-16 (1-Year Target)	-	-	70.0%	52
2021-22 (6-Year Target)	-	-	90.0%	2

IEPI Metric #6 – Transfer-Level Math Completion Within 2 Years (Sail to Success*) - % of first-time students who complete six units and attempt any Math or English who complete a transfer-level Math course in their first two years.



Entering Cohort	No. 5 in State	State Avg	VC	VC Rank
2010-11	53.8%	32.9%	43.9%	21
2011-12	54.8%	33.5%	46.2%	16
2012-13	55.4%	35.6%	49.4%	18
2013-14	56.8%	36.4%	50.4%	16
2014-15	59.0%	38.1%	45.6%	31
2015-16 (1-Year Target)	-	-	55.0%	13
2021-22 (6-Year Target)	-	-	90.0%	1

*VC's Sail to Success Initiative states that all students will be ready to *enroll* in transfer-level English/Math by the end of their first year. Thus, students would *complete* transfer-level English/Math during their second year.

IEPI Metric #7 – Accreditation Status

- 1-year goal – Fully Accredited
- 6-year goal – Fully Accredited