



ENROLLMENT-SPRING '22 AND BEYOND

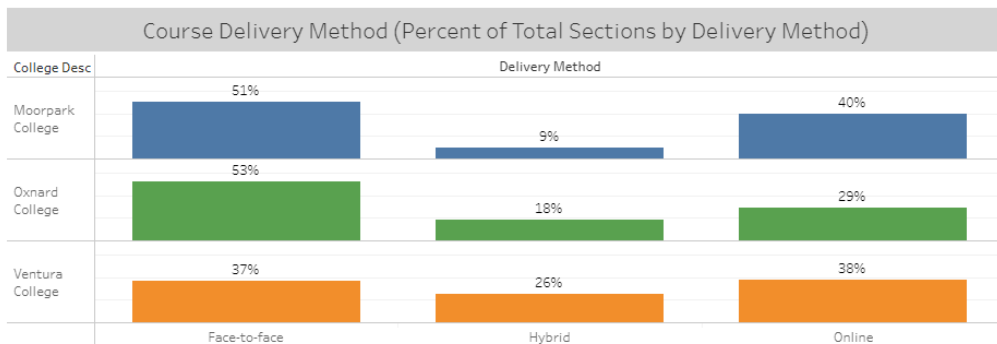
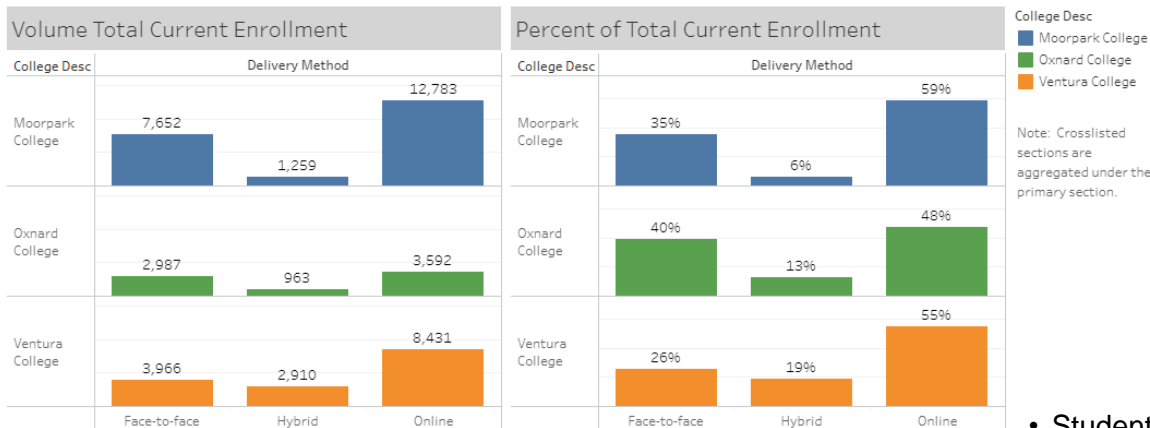
VENTURA COUNTY COMMUNITY COLLEGE DISTRICT

VICE CHANCELLOR HERRERA, INSTITUTIONAL EFFECTIVENESS

SPRING SEMESTER ENROLLMENT OVERVIEW 11.29.21

VCCCD Spring 2022 Enrollment (Delivery Method) Preference Dashboard

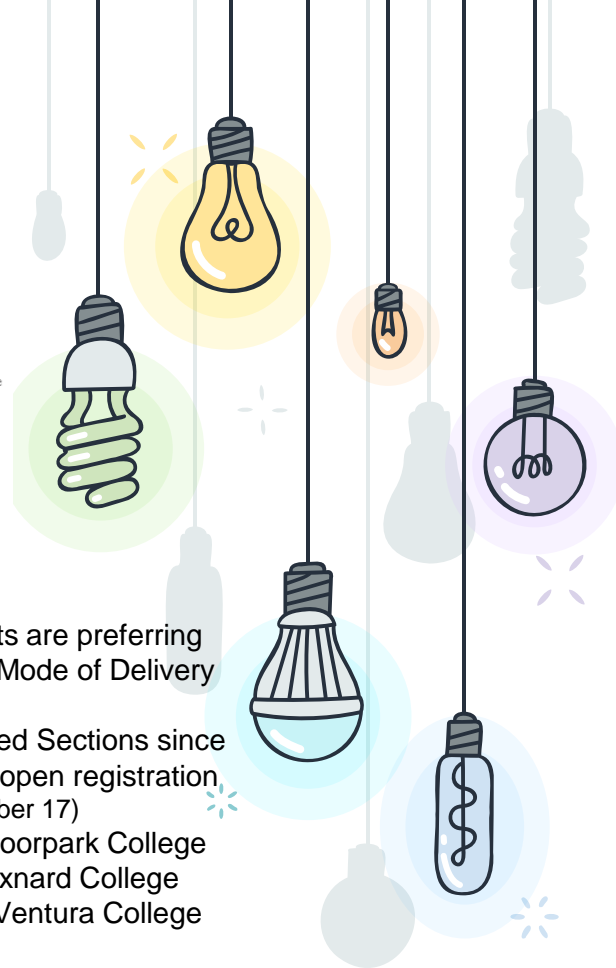
Data current as of November 29, 2021



- Students are preferring Online Mode of Delivery

- 17 Added Sections since start of open registration (November 17)

- 2 Moorpark College
- 3 Oxnard College
- 12 Ventura College



SPRING 2021 vs. 2022 COMPARISON

43 DAYS PRIOR TO START OF SEMESTER

1

Headcount: Down 11.7%


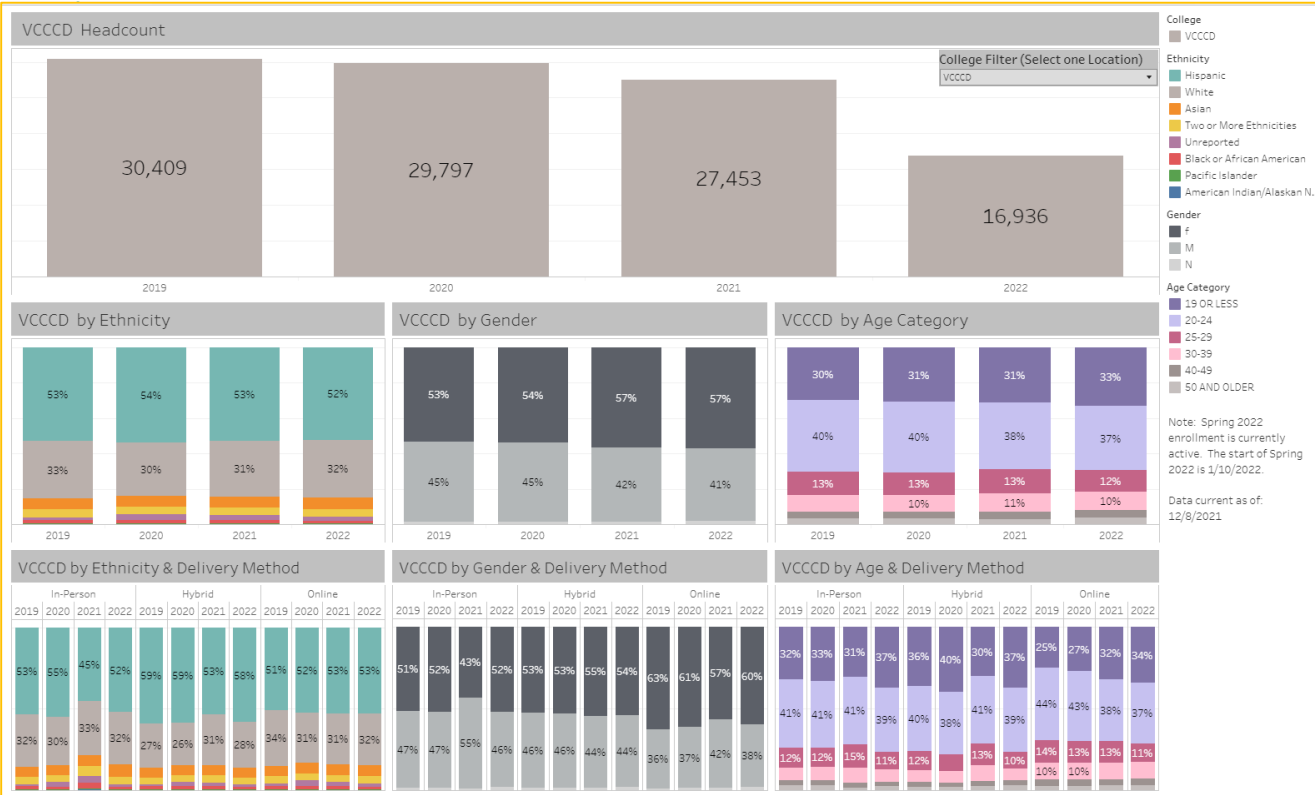
Units: Down 13.9%

539 Sections 100% Filled

Overall Fill Rate: 45.8%



TABLEAU DASHBOARD – EQUITY & ENROLLMENT




PLANNING FOR THE FUTURE

District Council – Enrollment Management

Integrated Planning Approach – Critical Areas

- ✗ Marketing and Communication
- ✗ Access and Equity
- ✗ Recruitment and Outreach
- ✗ Admissions and Onboarding
- ✗ Retention and Persistence
- ✗ Success and Completion
- ✗ Affordability and Financial Support
- ✗ Course and Program Pathways
- ✗ Policy, Technology and Facilities Infrastructure
- ✗ Community, Business and Educational Partnerships...



Peer
Mentoring



Gateway
Course
Completion
AB 705



Seamless
Enrollment



Dual
Enrollment



Embedding
Technology &
Co-curricular
Support



Three-tier Advising

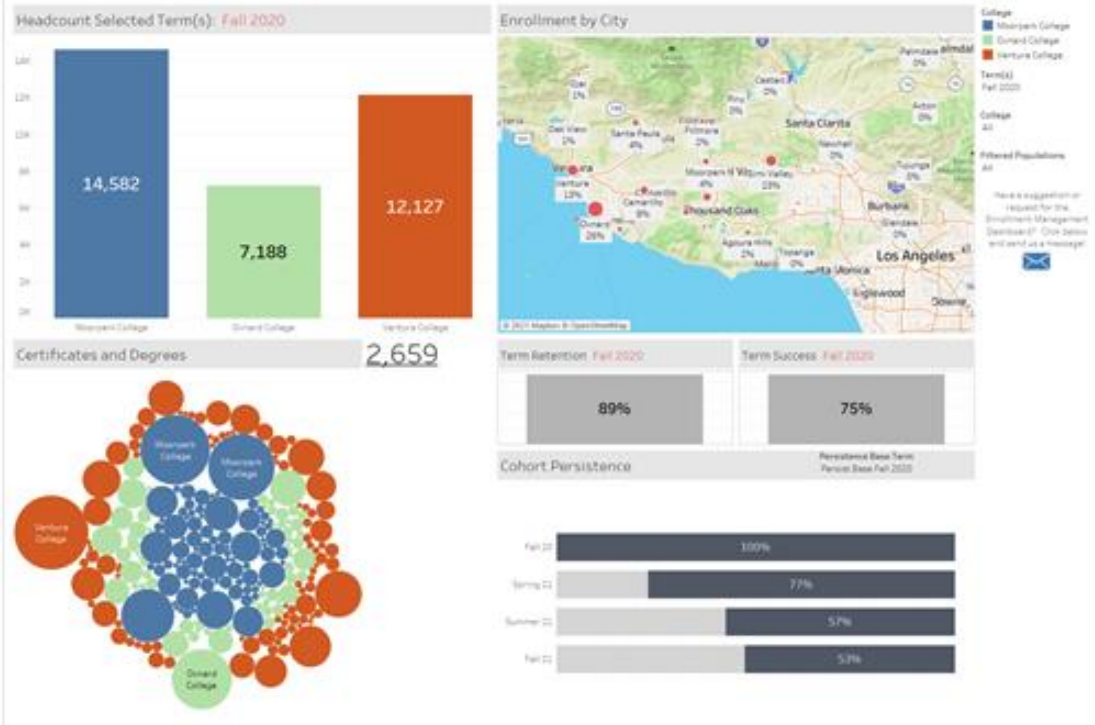
1. Non-Cognitive (time mgmt., perseverance etc.)
2. Financial Aid Application assistance
3. On-line & In-person pathway advising

WANT BIG IMPACT... STRATEGIC ENROLLMENT PLANNING ELEMENTS

1. Establish Districtwide Enrollment Management Committee
2. Develop Goals and Action Steps
3. Identify Data Needs: plan, Collect, and analyze
4. Develop Targeted Student Enrollment Goals and Strategies
5. Create Measurement System (Tableau)
6. Create and Implement a Districtwide Strategic Enrollment Management Plan
7. Evaluate Outcomes and Processes



Quarterly/Semi-Annual Report to the Board of Trustees



VCCCD Strategic Plan Measures of Achievement Tableau Dashboard

- Degrees and Certificates
- AB 705 Metrics
- Course Success Rates
- Persistence Rates
- Unit Completion Thresholds
- Dual Enrollment
- “D” and “F” Grades – Not Passing
- LBGT, Veteran and Foster Youth Enrollment
- CTE Completers
- CTE Living Wage

Questions or Comments

