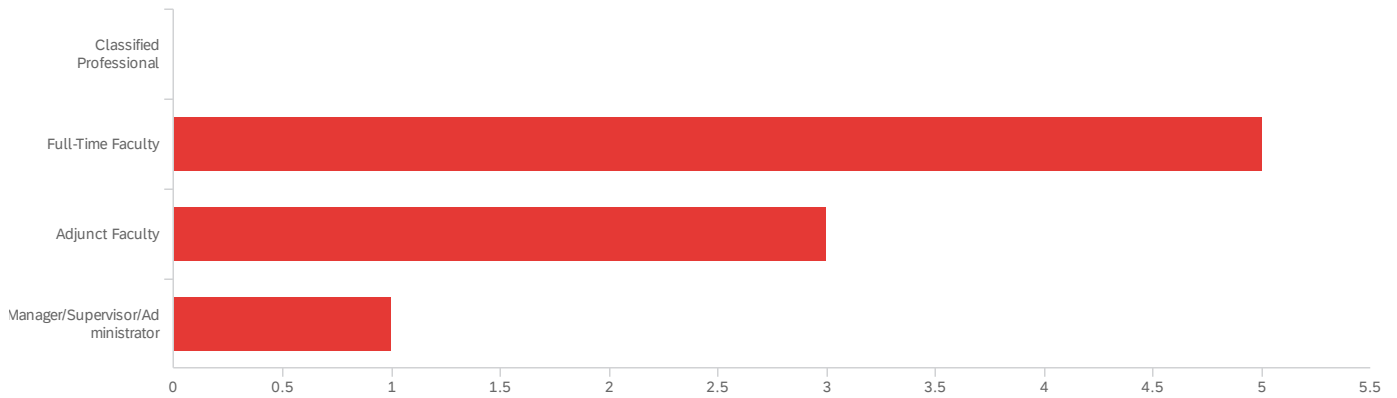


Default Report

Spring 2022 Flex Evaluation - Teaching Women and Men of Color (TWMOCAs)

January 13, 2022 10:55 AM MST

Q12 - Please indicate your position at Ventura College



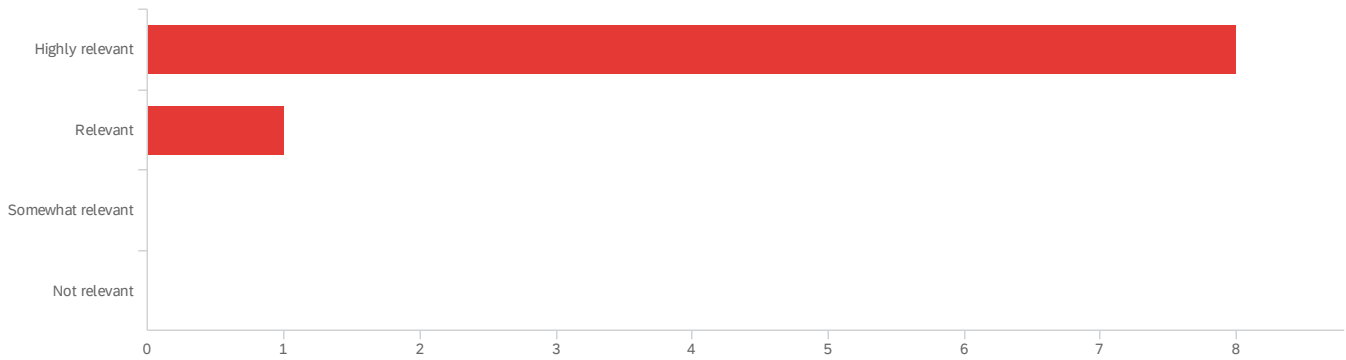
| # | Field | Minimum | Maximum | Mean | Std Deviation | Variance | Count |
|---|--|---------|---------|------|---------------|----------|-------|
| 1 | Please indicate your position at Ventura College | 2.00 | 4.00 | 2.56 | 0.68 | 0.47 | 9 |

| # | Field | Choice Count |
|---|----------------------------------|--------------|
| 1 | Classified Professional | 0.00% 0 |
| 2 | Full-Time Faculty | 55.56% 5 |
| 3 | Adjunct Faculty | 33.33% 3 |
| 4 | Manager/Supervisor/Administrator | 11.11% 1 |

9

Showing rows 1 - 5 of 5

Q4 - Overall, how would you rate this session in terms of relevance to you?



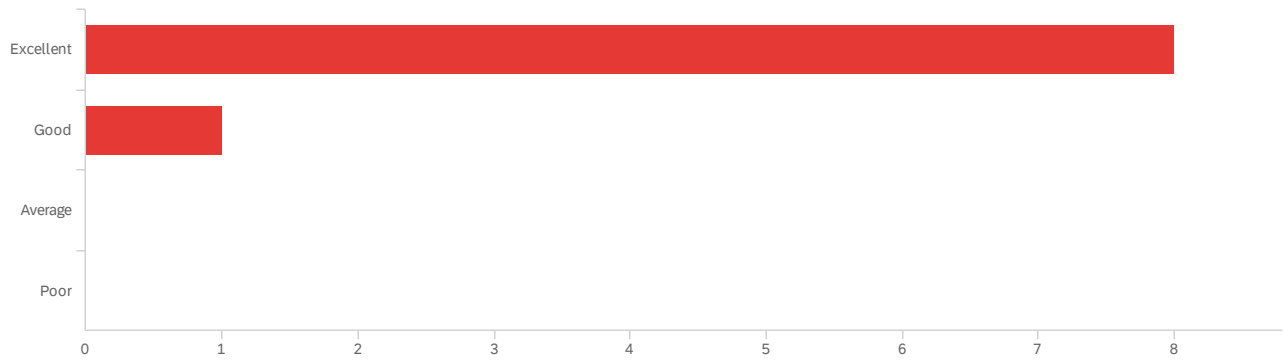
| # | Field | Minimum | Maximum | Mean | Std Deviation | Variance | Count |
|---|--|---------|---------|------|---------------|----------|-------|
| 1 | Overall, how would you rate this session in terms of relevance to you? | 1.00 | 2.00 | 1.11 | 0.31 | 0.10 | 9 |

| # | Field | Choice Count |
|---|-------------------|--------------|
| 1 | Highly relevant | 88.89% 8 |
| 2 | Relevant | 11.11% 1 |
| 3 | Somewhat relevant | 0.00% 0 |
| 4 | Not relevant | 0.00% 0 |

9

Showing rows 1 - 5 of 5

Q5 - Overall, how would you rate the quality of this session?



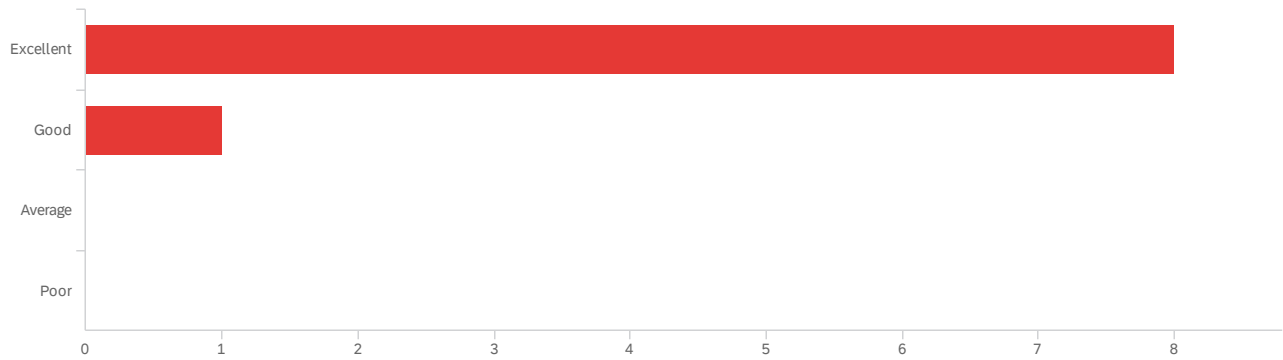
| # | Field | Minimum | Maximum | Mean | Std Deviation | Variance | Count |
|---|--|---------|---------|------|---------------|----------|-------|
| 1 | Overall, how would you rate the quality of this session? | 1.00 | 2.00 | 1.11 | 0.31 | 0.10 | 9 |

| # | Field | Choice Count |
|---|-----------|--------------|
| 1 | Excellent | 88.89% 8 |
| 2 | Good | 11.11% 1 |
| 3 | Average | 0.00% 0 |
| 4 | Poor | 0.00% 0 |

9

Showing rows 1 - 5 of 5

Q7 - Overall, how would you rate the timeliness and value of this session?



| # | Field | Minimum | Maximum | Mean | Std Deviation | Variance | Count |
|---|---|---------|---------|------|---------------|----------|-------|
| 1 | Overall, how would you rate the timeliness and value of this session? | 1.00 | 2.00 | 1.11 | 0.31 | 0.10 | 9 |

| # | Field | Choice Count |
|---|-----------|--------------|
| 1 | Excellent | 88.89% 8 |
| 2 | Good | 11.11% 1 |
| 3 | Average | 0.00% 0 |
| 4 | Poor | 0.00% 0 |

9

Showing rows 1 - 5 of 5

Q13 - Please add any comments you have about this session.

Please add any comments you have about this session.

Great information shared. Thank you to the speakers

Good job, participants were engaged

Let me first start by saying, I think "the conversation" is very valuable. As an instructor and individual, I value discussion and hearing people's stories and experiences. I thought Heather's contribution was extremely valuable and I appreciate her vulnerability. I can relate to her experience as a student and faculty member. I am grateful for the sharings that happened. Saying that, I respectfully wanted to receive some information that is provided in TWMOCA trainings. It felt like the facilitators were relying on a discussion by the viewers to fill the time.

enjoyed learning about Heather's background & teaching tips

Heather and Eric are just so passionate, practical and generous in their support for DEI. What an uplifting session with GREAT tools for all of us especially given that the fact that we have so much more to do for our students can feel very overwhelming and heavy at times. I came away feeling energized. Thank you so so much for this session!

Q11 - Do you have any workshop/session topic suggestions for future Flex events?

Do you have any workshop/session topic suggestions for future Flex events?

PD that continues to address teaching to students of color

Yes, more opportunities for these workshops. I keep wanting to take this training and something in my schedule keeps getting in the way. I would also like to add, that changing the name to Teaching People of Color is more inclusive.

Students of color & 1st gen & DACA & Foreign immigrant students & Veterans & single parents/Cal Works as a panel ... maybe some of the VC Foundation scholarship awardees & VC Alumni that are attending universities or graduates of universities

Keep up the ongoing focus on DEI for staff, faculty and students. This is a life long effort and we can make a difference and close equity gaps if this topic remains a priority. Community colleges are the engines that will make change in this county in real time.

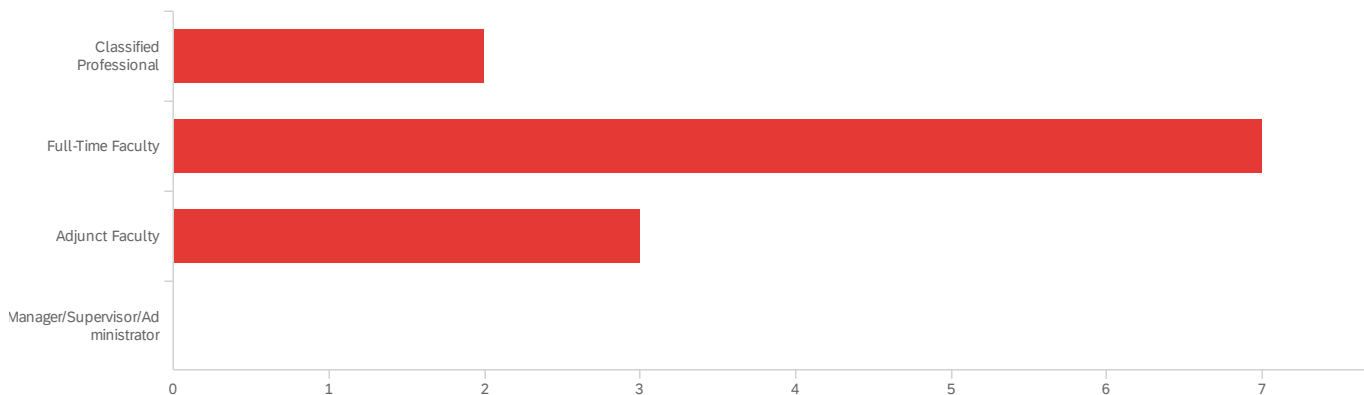
End of Report

Default Report

Spring 2022 Flex Evaluation - Allyship 101: Supporting LGBTQ+ Students

January 13, 2022 12:46 PM MST

Q12 - Please indicate your position at Ventura College



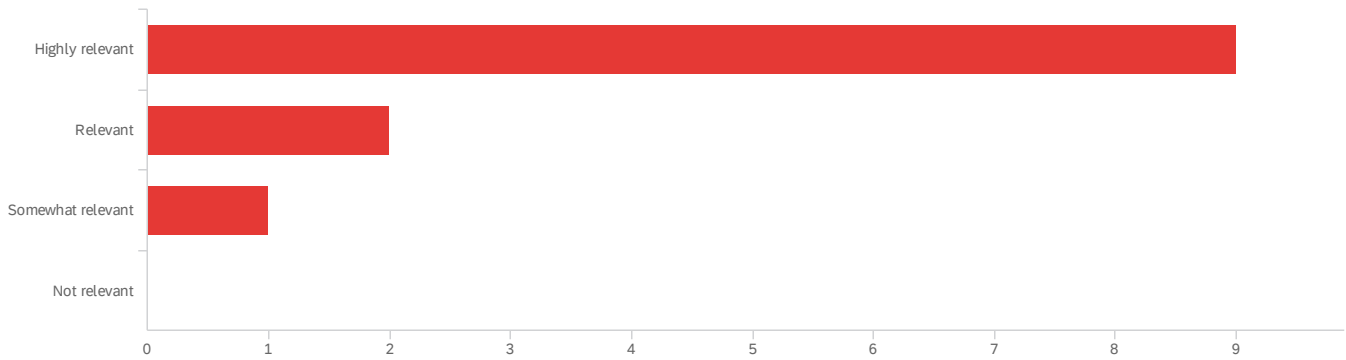
| # | Field | Minimum | Maximum | Mean | Std Deviation | Variance | Count |
|---|--|---------|---------|------|---------------|----------|-------|
| 1 | Please indicate your position at Ventura College | 1.00 | 3.00 | 2.08 | 0.64 | 0.41 | 12 |

| # | Field | Choice Count |
|---|----------------------------------|--------------|
| 1 | Classified Professional | 16.67% 2 |
| 2 | Full-Time Faculty | 58.33% 7 |
| 3 | Adjunct Faculty | 25.00% 3 |
| 4 | Manager/Supervisor/Administrator | 0.00% 0 |

12

Showing rows 1 - 5 of 5

Q4 - Overall, how would you rate this session in terms of relevance to you?



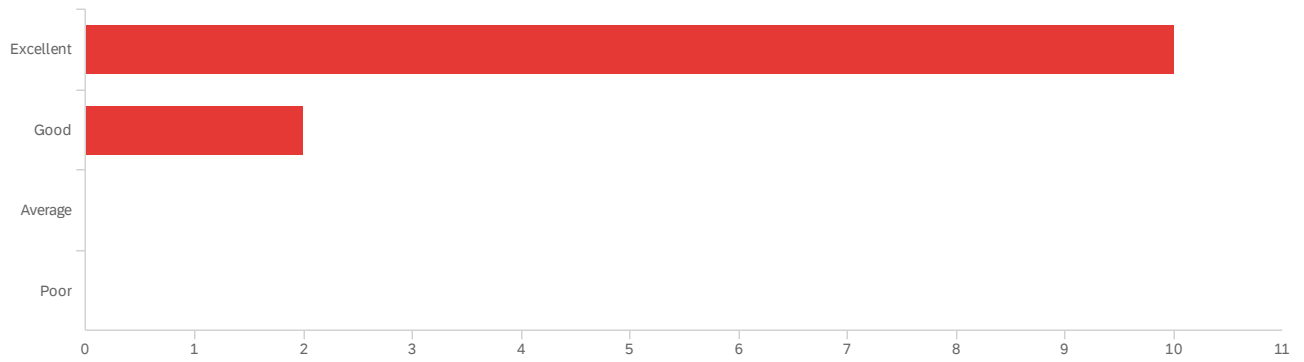
| # | Field | Minimum | Maximum | Mean | Std Deviation | Variance | Count |
|---|--|---------|---------|------|---------------|----------|-------|
| 1 | Overall, how would you rate this session in terms of relevance to you? | 1.00 | 3.00 | 1.33 | 0.62 | 0.39 | 12 |

| # | Field | Choice Count |
|---|-------------------|--------------|
| 1 | Highly relevant | 75.00% 9 |
| 2 | Relevant | 16.67% 2 |
| 3 | Somewhat relevant | 8.33% 1 |
| 4 | Not relevant | 0.00% 0 |

12

Showing rows 1 - 5 of 5

Q5 - Overall, how would you rate the quality of this session?



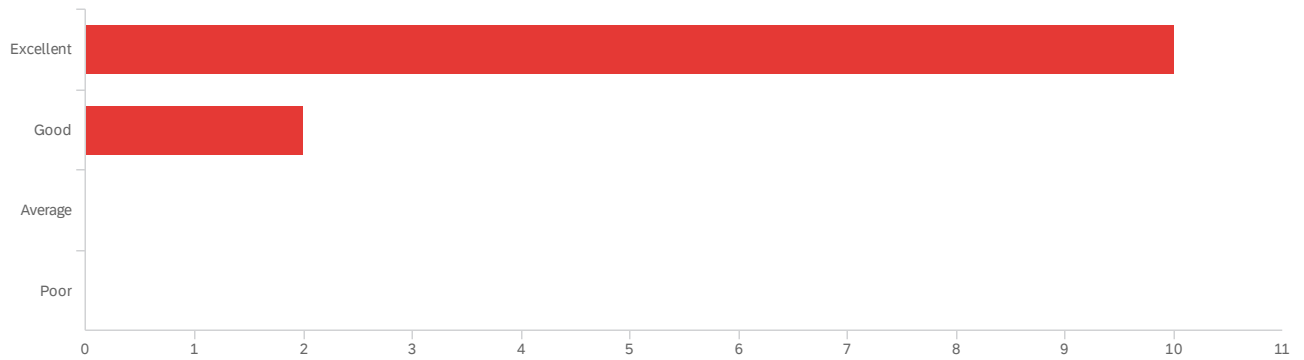
| # | Field | Minimum | Maximum | Mean | Std Deviation | Variance | Count |
|---|--|---------|---------|------|---------------|----------|-------|
| 1 | Overall, how would you rate the quality of this session? | 1.00 | 2.00 | 1.17 | 0.37 | 0.14 | 12 |

| # | Field | Choice Count |
|---|-----------|--------------|
| 1 | Excellent | 83.33% 10 |
| 2 | Good | 16.67% 2 |
| 3 | Average | 0.00% 0 |
| 4 | Poor | 0.00% 0 |

12

Showing rows 1 - 5 of 5

Q7 - Overall, how would you rate the timeliness and value of this session?



| # | Field | Minimum | Maximum | Mean | Std Deviation | Variance | Count |
|---|---|---------|---------|------|---------------|----------|-------|
| 1 | Overall, how would you rate the timeliness and value of this session? | 1.00 | 2.00 | 1.17 | 0.37 | 0.14 | 12 |

| # | Field | Choice Count |
|---|-----------|--------------|
| 1 | Excellent | 83.33% 10 |
| 2 | Good | 16.67% 2 |
| 3 | Average | 0.00% 0 |
| 4 | Poor | 0.00% 0 |

12

Showing rows 1 - 5 of 5

Q13 - Please add any comments you have about this session.

Please add any comments you have about this session.

This is one of the best professional development programs I have seen

It was great and I liked that attendees had a way to ask questions privately. There must also be LGBTQIA2S+ folks among the faculty and staff so I was hoping there would be something relating to them as well (in addition to the focus on students of course).

Great session, however despite requesting I would have appreciated transcription/captions, as accessibility and the sense of belonging are universal.

The We Exist organization has presented the information better than I have seen at any training for the same purpose. Speakers are well-spoken and make a safe space to answer all questions. I was happy to see faculty willing to grow and change. We need this at VC - a great step in the right direction. Can't say enough nice things. I only wish more faculty attended. Would have been nice to see more Senate members there (I think I was the only Senate member there).

Honestly, this was one of the best professional development events I've attended in the last 5 years. The speakers were empathetic, understanding, understanding, and extremely knowledgeable. I'd love to invite them back to our campus for another event at some point in the future.

This is a sensitive topic that needs to be brought under spotlight so all stakeholders know about it and use the correct terms to address the persons involved.

I was so impressed by this session. I did not know how much I did not know.

Q11 - Do you have any workshop/session topic suggestions for future Flex events?

Do you have any workshop/session topic suggestions for future Flex events?

Whole person learning, including mindfulness, nutrition and exercise, as students are more complicated.

Safe space training. DE videos. Canvas class organization and tools. I know these exist but keep going and repeat to refresh.

More events like this. The speakers welcomed and encouraged questions and it wasn't just an information dump.

I would love to hear from this group again.

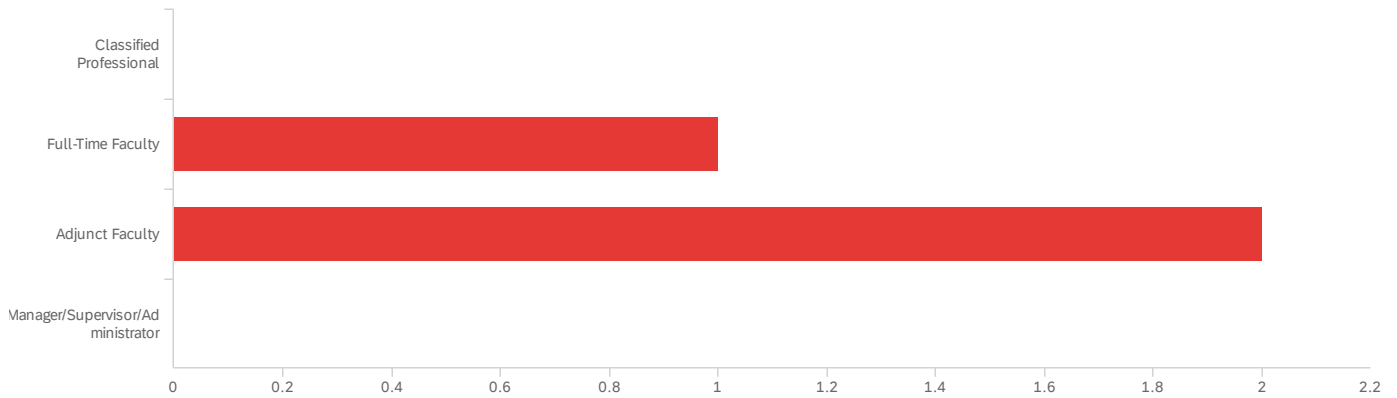
End of Report

Default Report

Spring 2022 Flex Evaluation - HyFlex Panel: Best Practices & Pitfalls to Avoid

January 13, 2022 11:39 AM MST

Q12 - Please indicate your position at Ventura College



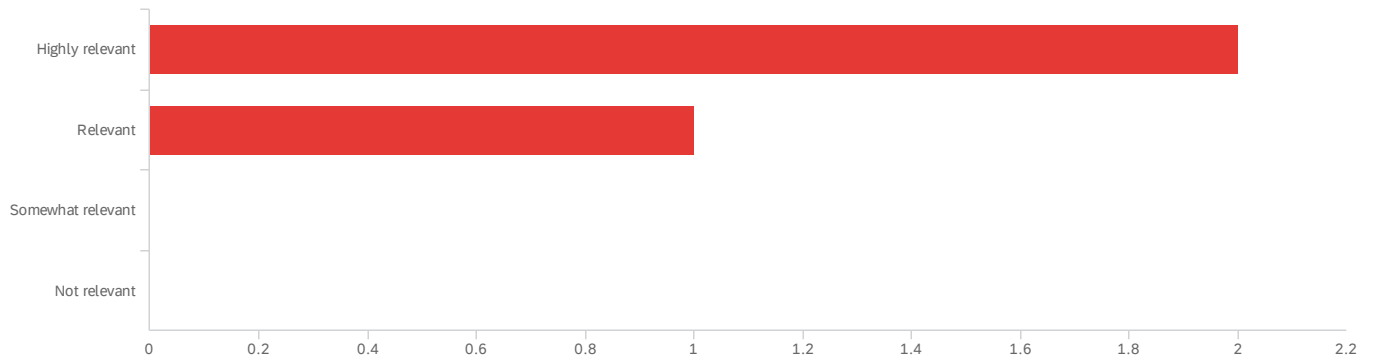
| # | Field | Minimum | Maximum | Mean | Std Deviation | Variance | Count |
|---|--|---------|---------|------|---------------|----------|-------|
| 1 | Please indicate your position at Ventura College | 2.00 | 3.00 | 2.67 | 0.47 | 0.22 | 3 |

| # | Field | Choice Count |
|---|----------------------------------|--------------|
| 1 | Classified Professional | 0.00% 0 |
| 2 | Full-Time Faculty | 33.33% 1 |
| 3 | Adjunct Faculty | 66.67% 2 |
| 4 | Manager/Supervisor/Administrator | 0.00% 0 |

3

Showing rows 1 - 5 of 5

Q4 - Overall, how would you rate this session in terms of relevance to you?



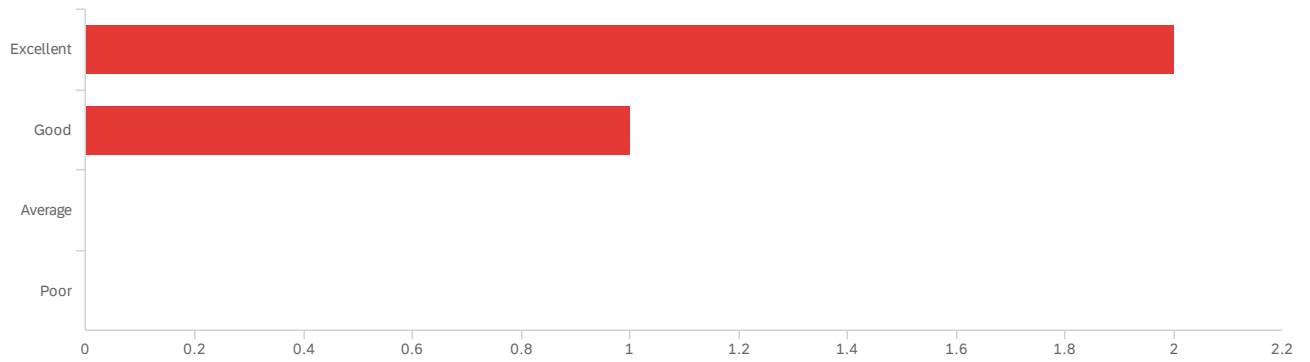
| # | Field | Minimum | Maximum | Mean | Std Deviation | Variance | Count |
|---|--|---------|---------|------|---------------|----------|-------|
| 1 | Overall, how would you rate this session in terms of relevance to you? | 1.00 | 2.00 | 1.33 | 0.47 | 0.22 | 3 |

| # | Field | Choice Count |
|---|-------------------|--------------|
| 1 | Highly relevant | 66.67% 2 |
| 2 | Relevant | 33.33% 1 |
| 3 | Somewhat relevant | 0.00% 0 |
| 4 | Not relevant | 0.00% 0 |

3

Showing rows 1 - 5 of 5

Q5 - Overall, how would you rate the quality of this session?



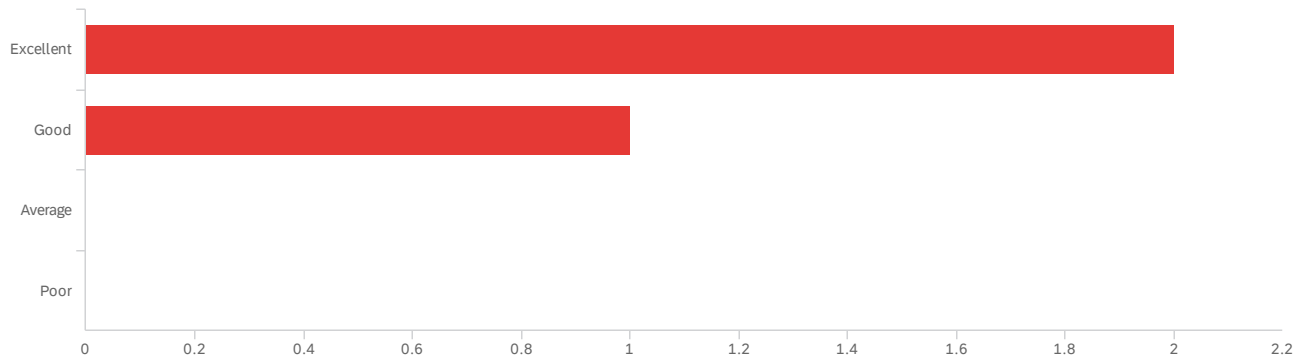
| # | Field | Minimum | Maximum | Mean | Std Deviation | Variance | Count |
|---|--|---------|---------|------|---------------|----------|-------|
| 1 | Overall, how would you rate the quality of this session? | 1.00 | 2.00 | 1.33 | 0.47 | 0.22 | 3 |

| # | Field | Choice Count |
|---|-----------|--------------|
| 1 | Excellent | 66.67% 2 |
| 2 | Good | 33.33% 1 |
| 3 | Average | 0.00% 0 |
| 4 | Poor | 0.00% 0 |

3

Showing rows 1 - 5 of 5

Q7 - Overall, how would you rate the timeliness and value of this session?



| # | Field | Minimum | Maximum | Mean | Std Deviation | Variance | Count |
|---|---|---------|---------|------|---------------|----------|-------|
| 1 | Overall, how would you rate the timeliness and value of this session? | 1.00 | 2.00 | 1.33 | 0.47 | 0.22 | 3 |

| # | Field | Choice Count |
|---|-----------|--------------|
| 1 | Excellent | 66.67% 2 |
| 2 | Good | 33.33% 1 |
| 3 | Average | 0.00% 0 |
| 4 | Poor | 0.00% 0 |

3

Showing rows 1 - 5 of 5

Q13 - Please add any comments you have about this session.

Please add any comments you have about this session.

Great information shared, very helpful. I appreciate all the experiences shared.

Thanks to the panel members for sharing their experiences and to Ali for sharing on how DE will be supporting this program in the future!

It would've been helpful to have met during the pilot too to hear tips and tricks from other instructors.

Q11 - Do you have any workshop/session topic suggestions for future Flex events?

Do you have any workshop/session topic suggestions for future Flex events?

More Hyflex information and tips.

Please continue with DE office hours as they are extremely valuable! Thank you so much for your continuing support of faculty!

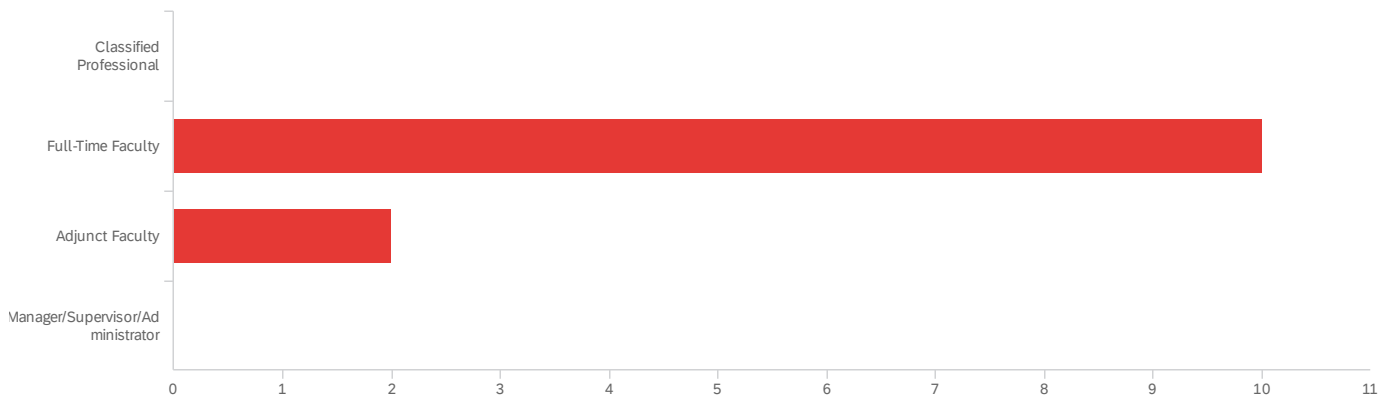
End of Report

Default Report

Spring 2022 Flex Evaluation - Face-to-Face Teaching: Lessons from the Pandemic

January 13, 2022 12:14 PM MST

Q12 - Please indicate your position at Ventura College



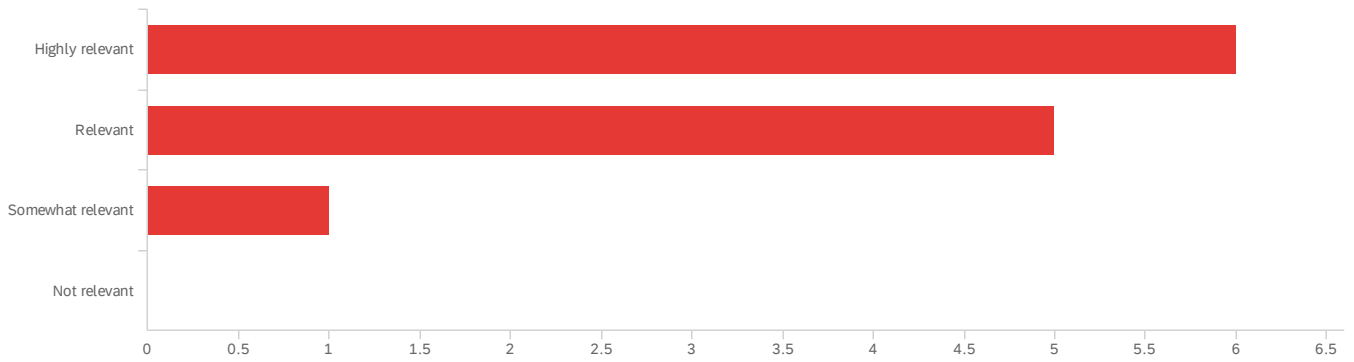
| # | Field | Minimum | Maximum | Mean | Std Deviation | Variance | Count |
|---|--|---------|---------|------|---------------|----------|-------|
| 1 | Please indicate your position at Ventura College | 2.00 | 3.00 | 2.17 | 0.37 | 0.14 | 12 |

| # | Field | Choice Count |
|---|----------------------------------|--------------|
| 1 | Classified Professional | 0.00% 0 |
| 2 | Full-Time Faculty | 83.33% 10 |
| 3 | Adjunct Faculty | 16.67% 2 |
| 4 | Manager/Supervisor/Administrator | 0.00% 0 |

12

Showing rows 1 - 5 of 5

Q4 - Overall, how would you rate this session in terms of relevance to you?



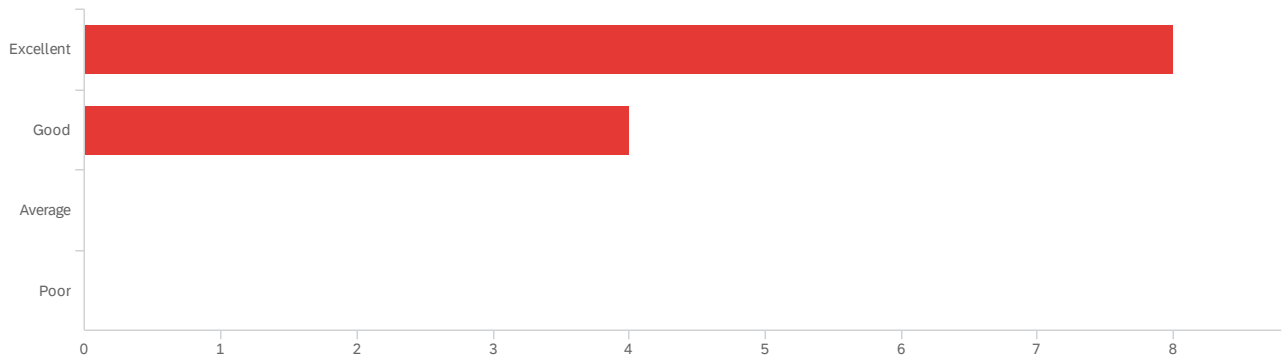
| # | Field | Minimum | Maximum | Mean | Std Deviation | Variance | Count |
|---|--|---------|---------|------|---------------|----------|-------|
| 1 | Overall, how would you rate this session in terms of relevance to you? | 1.00 | 3.00 | 1.58 | 0.64 | 0.41 | 12 |

| # | Field | Choice Count |
|---|-------------------|--------------|
| 1 | Highly relevant | 50.00% 6 |
| 2 | Relevant | 41.67% 5 |
| 3 | Somewhat relevant | 8.33% 1 |
| 4 | Not relevant | 0.00% 0 |

12

Showing rows 1 - 5 of 5

Q5 - Overall, how would you rate the quality of this session?



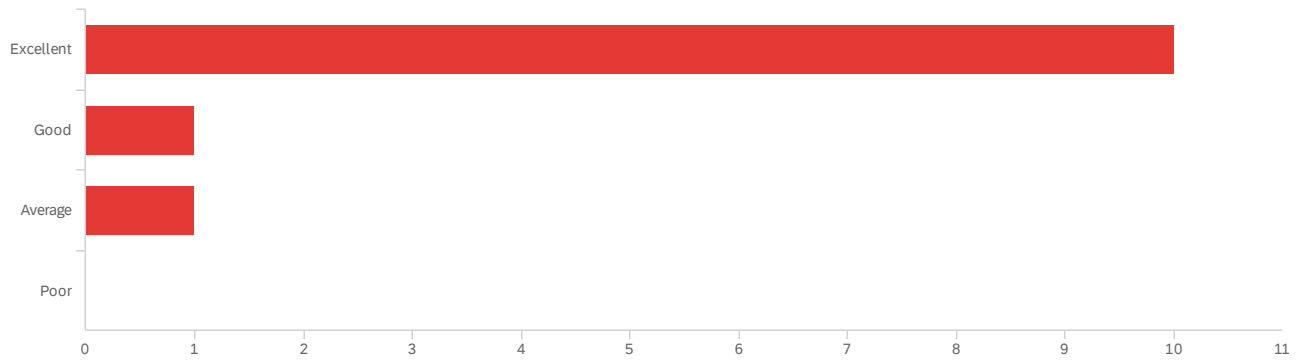
| # | Field | Minimum | Maximum | Mean | Std Deviation | Variance | Count |
|---|--|---------|---------|------|---------------|----------|-------|
| 1 | Overall, how would you rate the quality of this session? | 1.00 | 2.00 | 1.33 | 0.47 | 0.22 | 12 |

| # | Field | Choice Count |
|---|-----------|--------------|
| 1 | Excellent | 66.67% 8 |
| 2 | Good | 33.33% 4 |
| 3 | Average | 0.00% 0 |
| 4 | Poor | 0.00% 0 |

12

Showing rows 1 - 5 of 5

Q7 - Overall, how would you rate the timeliness and value of this session?



| # | Field | Minimum | Maximum | Mean | Std Deviation | Variance | Count |
|---|---|---------|---------|------|---------------|----------|-------|
| 1 | Overall, how would you rate the timeliness and value of this session? | 1.00 | 3.00 | 1.25 | 0.60 | 0.35 | 12 |

| # | Field | Choice Count |
|---|-----------|--------------|
| 1 | Excellent | 83.33% 10 |
| 2 | Good | 8.33% 1 |
| 3 | Average | 8.33% 1 |
| 4 | Poor | 0.00% 0 |

12

Showing rows 1 - 5 of 5

Q13 - Please add any comments you have about this session.

Please add any comments you have about this session.

great session

Info comes just in time and very helpful. Thanks so much!

It left me more uneasy about teaching in person than before

David did a great job of facilitating, would've appreciated hearing more from student affairs and how we can bridge better to academic affairs, those that chimed in had great suggestions!

Nice to hear about experiences that I also had. The most helpful part was what to do and what not to do recommendations.

It was moderated well. We talked about some important issues that I think helped the participants. Not all of the participants were quite as collegial to each other as I would have liked, but that's how it goes when you have a big group of people, I suppose.

Very nice to hear from faculty about their experiences.

so much that needed clarification. I think we need this type of session every semester until the pandemic is over.

Q11 - Do you have any workshop/session topic suggestions for future Flex events?

Do you have any workshop/session topic suggestions for future Flex events?

Zoom teaching activities

More workshops on self-care, mindfulness and staying relevant in these tumultuous times.

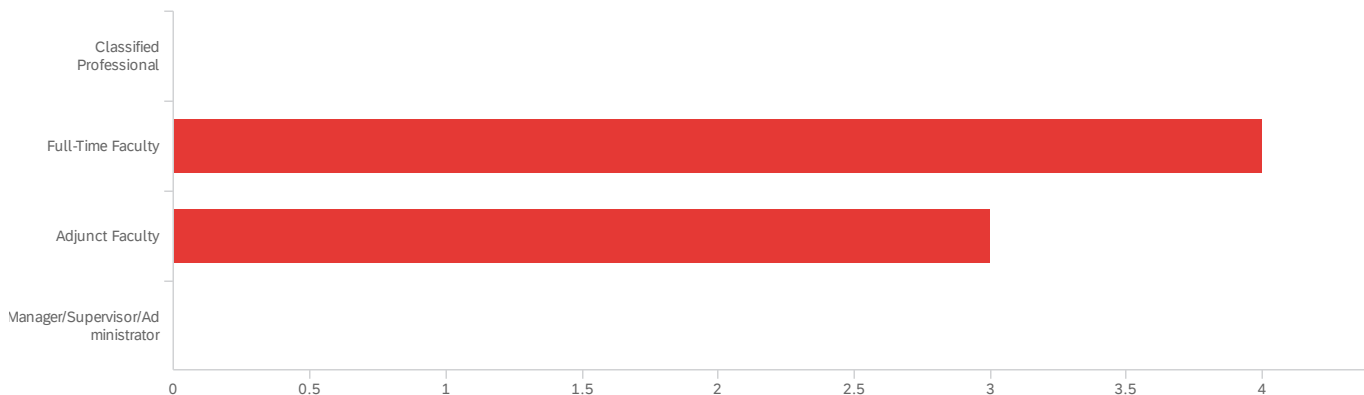
End of Report

Default Report

Spring 2022 Flex Evaluation - Closing Equity Gaps

January 13, 2022 12:18 PM MST

Q12 - Please indicate your position at Ventura College



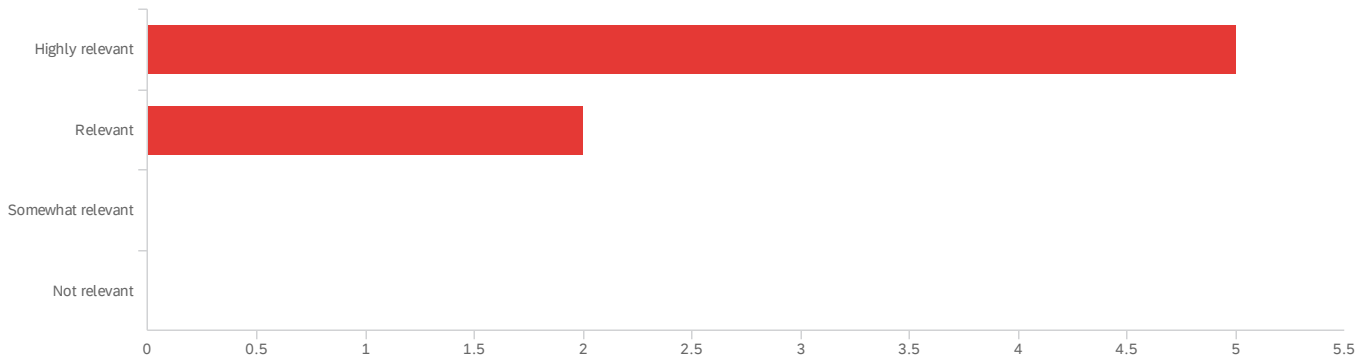
| # | Field | Minimum | Maximum | Mean | Std Deviation | Variance | Count |
|---|--|---------|---------|------|---------------|----------|-------|
| 1 | Please indicate your position at Ventura College | 2.00 | 3.00 | 2.43 | 0.49 | 0.24 | 7 |

| # | Field | Choice Count |
|---|----------------------------------|--------------|
| 1 | Classified Professional | 0.00% 0 |
| 2 | Full-Time Faculty | 57.14% 4 |
| 3 | Adjunct Faculty | 42.86% 3 |
| 4 | Manager/Supervisor/Administrator | 0.00% 0 |

7

Showing rows 1 - 5 of 5

Q4 - Overall, how would you rate this session in terms of relevance to you?



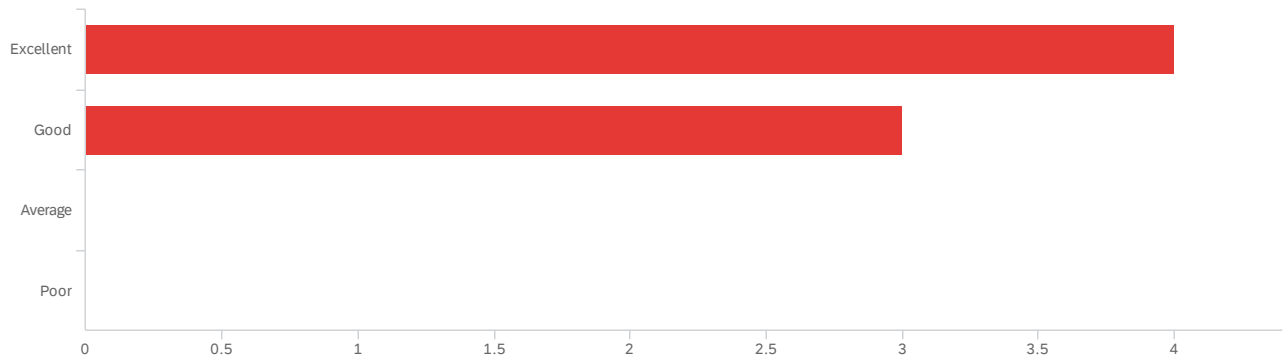
| # | Field | Minimum | Maximum | Mean | Std Deviation | Variance | Count |
|---|--|---------|---------|------|---------------|----------|-------|
| 1 | Overall, how would you rate this session in terms of relevance to you? | 1.00 | 2.00 | 1.29 | 0.45 | 0.20 | 7 |

| # | Field | Choice Count |
|---|-------------------|--------------|
| 1 | Highly relevant | 71.43% 5 |
| 2 | Relevant | 28.57% 2 |
| 3 | Somewhat relevant | 0.00% 0 |
| 4 | Not relevant | 0.00% 0 |

7

Showing rows 1 - 5 of 5

Q5 - Overall, how would you rate the quality of this session?



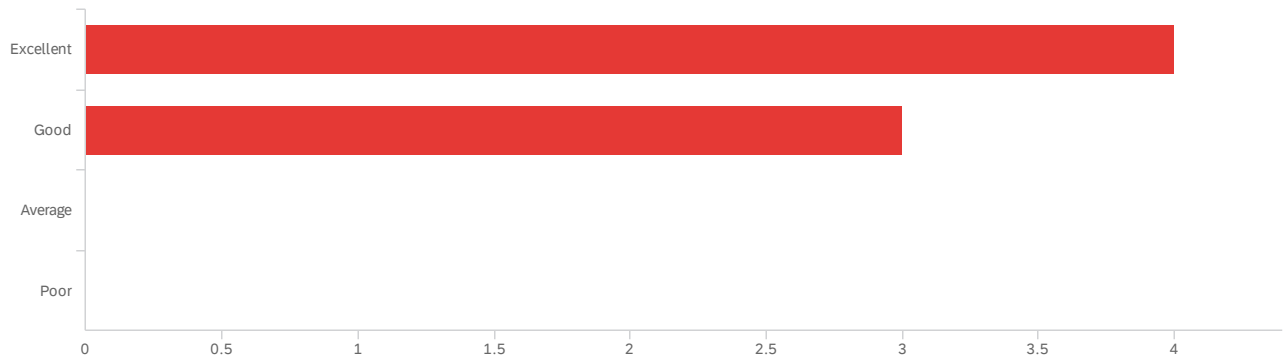
| # | Field | Minimum | Maximum | Mean | Std Deviation | Variance | Count |
|---|--|---------|---------|------|---------------|----------|-------|
| 1 | Overall, how would you rate the quality of this session? | 1.00 | 2.00 | 1.43 | 0.49 | 0.24 | 7 |

| # | Field | Choice Count |
|---|-----------|--------------|
| 1 | Excellent | 57.14% 4 |
| 2 | Good | 42.86% 3 |
| 3 | Average | 0.00% 0 |
| 4 | Poor | 0.00% 0 |

7

Showing rows 1 - 5 of 5

Q7 - Overall, how would you rate the timeliness and value of this session?



| # | Field | Minimum | Maximum | Mean | Std Deviation | Variance | Count |
|---|---|---------|---------|------|---------------|----------|-------|
| 1 | Overall, how would you rate the timeliness and value of this session? | 1.00 | 2.00 | 1.43 | 0.49 | 0.24 | 7 |

| # | Field | Choice Count |
|---|-----------|--------------|
| 1 | Excellent | 57.14% 4 |
| 2 | Good | 42.86% 3 |
| 3 | Average | 0.00% 0 |
| 4 | Poor | 0.00% 0 |

7

Showing rows 1 - 5 of 5

Q13 - Please add any comments you have about this session.

Please add any comments you have about this session.

Heather shared about her background & served as a reminder to do the same with our students in class - especially the 1st day of class. Enjoyed the Q/A during the session & allowed for audience participation - Enjoyed Eric/Hosting

It was great to hear from English and Math on how they are working on the five metrics.

Q11 - Do you have any workshop/session topic suggestions for future Flex events?

Do you have any workshop/session topic suggestions for future Flex events?

How to read your paycheck How to submit Positive Attendance How to get over the burnout from pandemic teaching and get excited about work in person when you are terrified to come back FTF

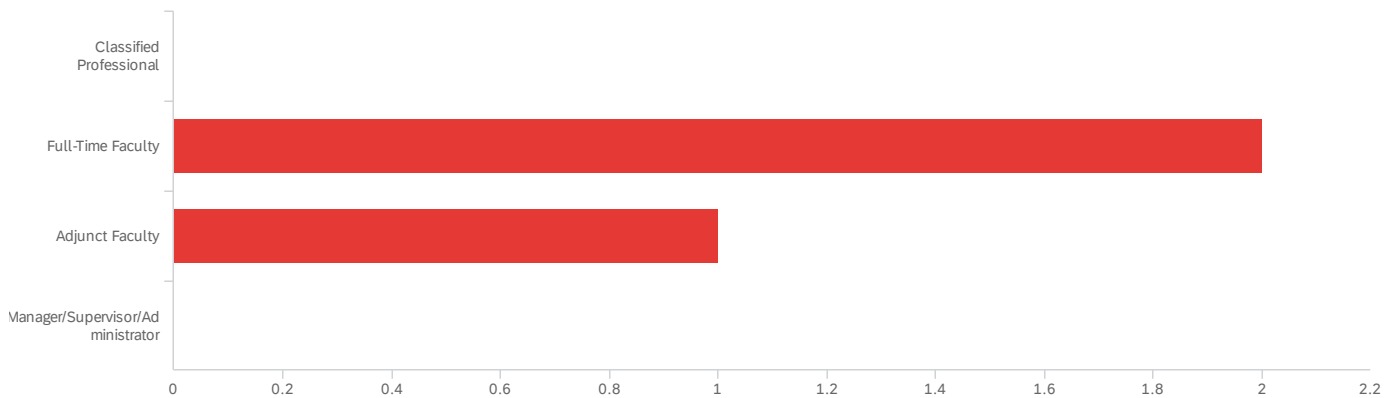
End of Report

Default Report

Spring 2022 Flex Evaluation - Open Studio Tour and DE Updates

January 13, 2022 11:00 AM MST

Q12 - Please indicate your position at Ventura College



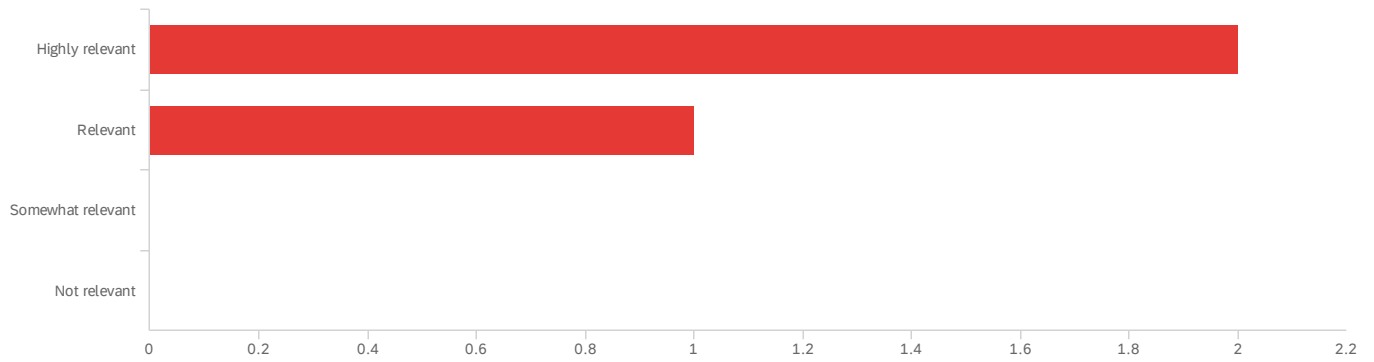
| # | Field | Minimum | Maximum | Mean | Std Deviation | Variance | Count |
|---|--|---------|---------|------|---------------|----------|-------|
| 1 | Please indicate your position at Ventura College | 2.00 | 3.00 | 2.33 | 0.47 | 0.22 | 3 |

| # | Field | Choice Count |
|---|----------------------------------|--------------|
| 1 | Classified Professional | 0.00% 0 |
| 2 | Full-Time Faculty | 66.67% 2 |
| 3 | Adjunct Faculty | 33.33% 1 |
| 4 | Manager/Supervisor/Administrator | 0.00% 0 |

3

Showing rows 1 - 5 of 5

Q4 - Overall, how would you rate this session in terms of relevance to you?



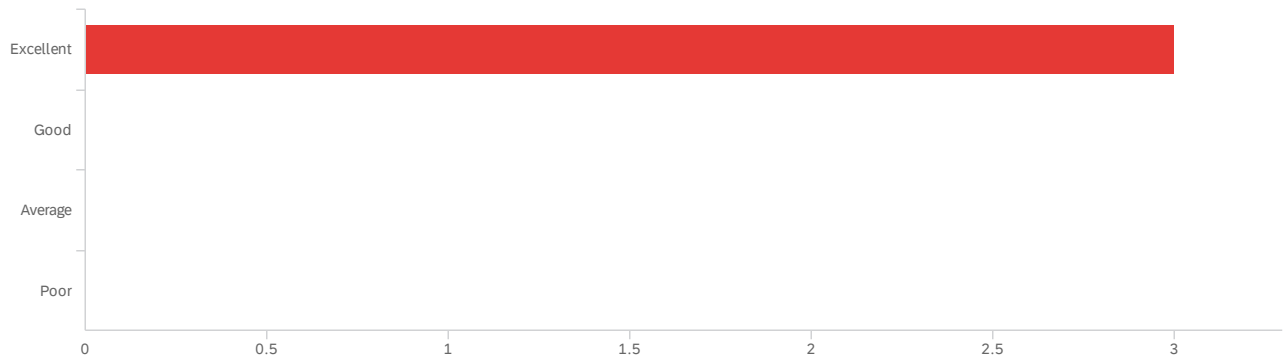
| # | Field | Minimum | Maximum | Mean | Std Deviation | Variance | Count |
|---|--|---------|---------|------|---------------|----------|-------|
| 1 | Overall, how would you rate this session in terms of relevance to you? | 1.00 | 2.00 | 1.33 | 0.47 | 0.22 | 3 |

| # | Field | Choice Count |
|---|-------------------|--------------|
| 1 | Highly relevant | 66.67% 2 |
| 2 | Relevant | 33.33% 1 |
| 3 | Somewhat relevant | 0.00% 0 |
| 4 | Not relevant | 0.00% 0 |

3

Showing rows 1 - 5 of 5

Q5 - Overall, how would you rate the quality of this session?



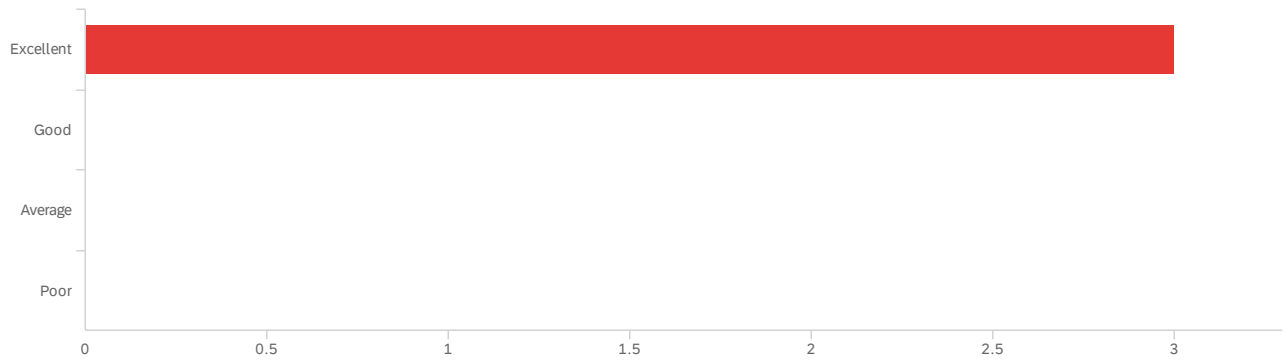
| # | Field | Minimum | Maximum | Mean | Std Deviation | Variance | Count |
|---|--|---------|---------|------|---------------|----------|-------|
| 1 | Overall, how would you rate the quality of this session? | 1.00 | 1.00 | 1.00 | 0.00 | 0.00 | 3 |

| # | Field | Choice Count |
|---|-----------|--------------|
| 1 | Excellent | 100.00% 3 |
| 2 | Good | 0.00% 0 |
| 3 | Average | 0.00% 0 |
| 4 | Poor | 0.00% 0 |

3

Showing rows 1 - 5 of 5

Q7 - Overall, how would you rate the timeliness and value of this session?



| # | Field | Minimum | Maximum | Mean | Std Deviation | Variance | Count |
|---|---|---------|---------|------|---------------|----------|-------|
| 1 | Overall, how would you rate the timeliness and value of this session? | 1.00 | 1.00 | 1.00 | 0.00 | 0.00 | 3 |

| # | Field | Choice Count |
|---|-----------|--------------|
| 1 | Excellent | 100.00% 3 |
| 2 | Good | 0.00% 0 |
| 3 | Average | 0.00% 0 |
| 4 | Poor | 0.00% 0 |

3

Showing rows 1 - 5 of 5

Q13 - Please add any comments you have about this session.

Please add any comments you have about this session.

Excellent presentation and discussion. It might be useful for my future class use.

Very helpful and inspiring.

Q11 - Do you have any workshop/session topic suggestions for future Flex events?

Do you have any workshop/session topic suggestions for future Flex events?

N/A

More of the same and application.

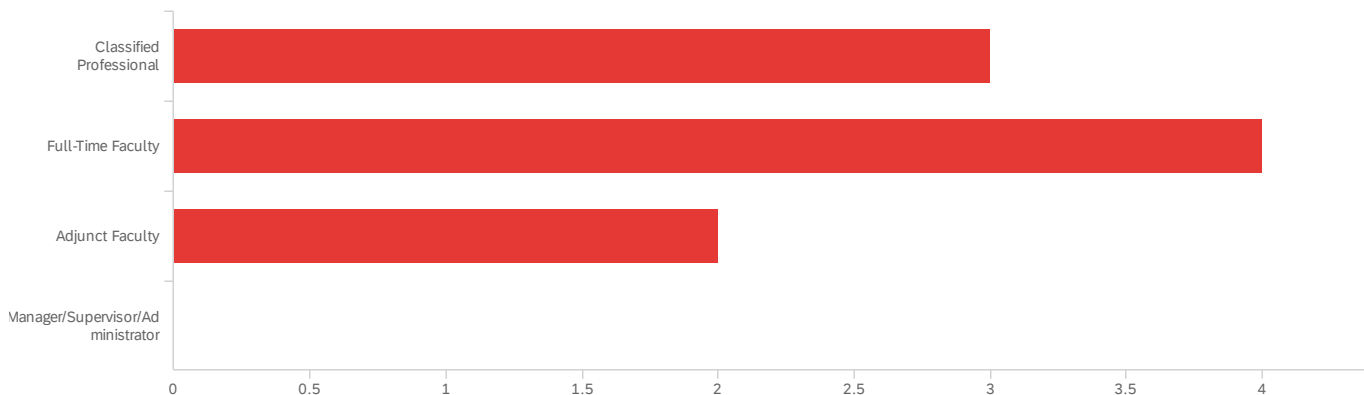
End of Report

Default Report

Spring 2022 Flex Evaluation - Microsoft 365 - Sharing Documents on One Drive and Teams

January 13, 2022 11:16 AM MST

Q12 - Please indicate your position at Ventura College



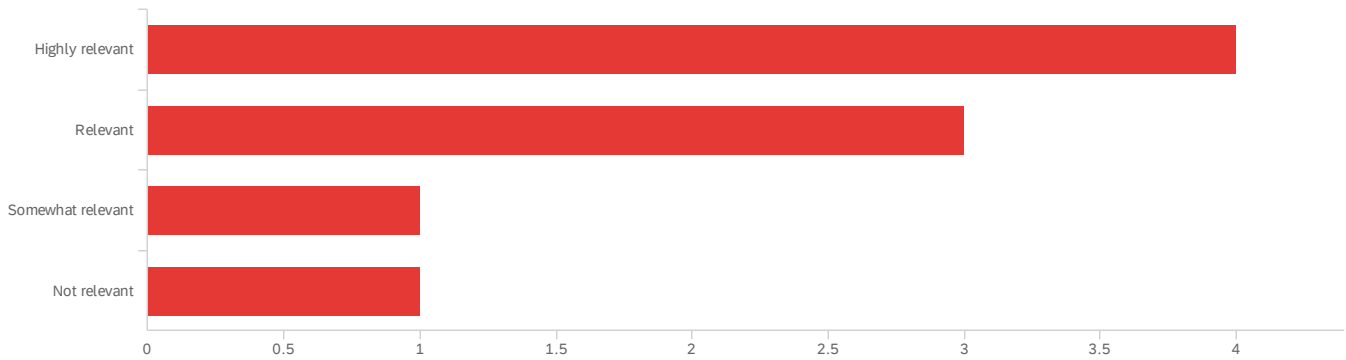
| # | Field | Minimum | Maximum | Mean | Std Deviation | Variance | Count |
|---|--|---------|---------|------|---------------|----------|-------|
| 1 | Please indicate your position at Ventura College | 1.00 | 3.00 | 1.89 | 0.74 | 0.54 | 9 |

| # | Field | Choice Count |
|---|----------------------------------|--------------|
| 1 | Classified Professional | 33.33% 3 |
| 2 | Full-Time Faculty | 44.44% 4 |
| 3 | Adjunct Faculty | 22.22% 2 |
| 4 | Manager/Supervisor/Administrator | 0.00% 0 |

9

Showing rows 1 - 5 of 5

Q4 - Overall, how would you rate this session in terms of relevance to you?



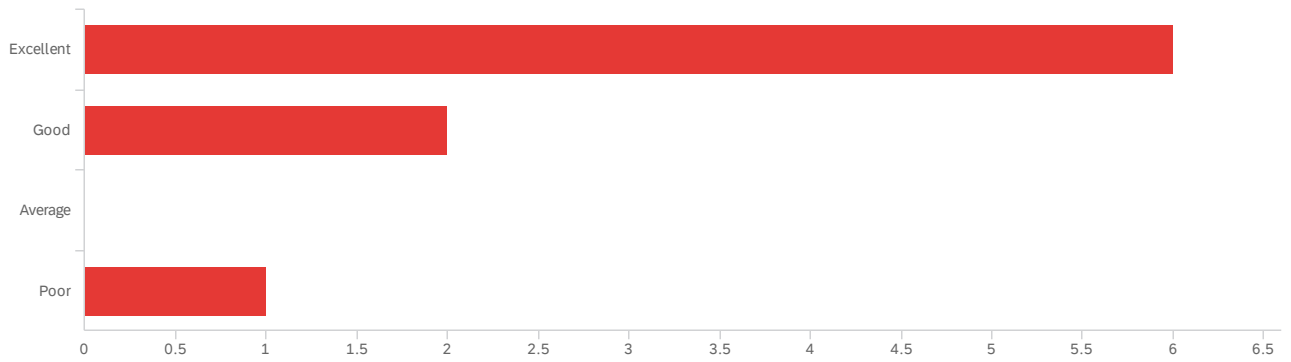
| # | Field | Minimum | Maximum | Mean | Std Deviation | Variance | Count |
|---|--|---------|---------|------|---------------|----------|-------|
| 1 | Overall, how would you rate this session in terms of relevance to you? | 1.00 | 4.00 | 1.89 | 0.99 | 0.99 | 9 |

| # | Field | Choice Count |
|---|-------------------|--------------|
| 1 | Highly relevant | 44.44% 4 |
| 2 | Relevant | 33.33% 3 |
| 3 | Somewhat relevant | 11.11% 1 |
| 4 | Not relevant | 11.11% 1 |

9

Showing rows 1 - 5 of 5

Q5 - Overall, how would you rate the quality of this session?



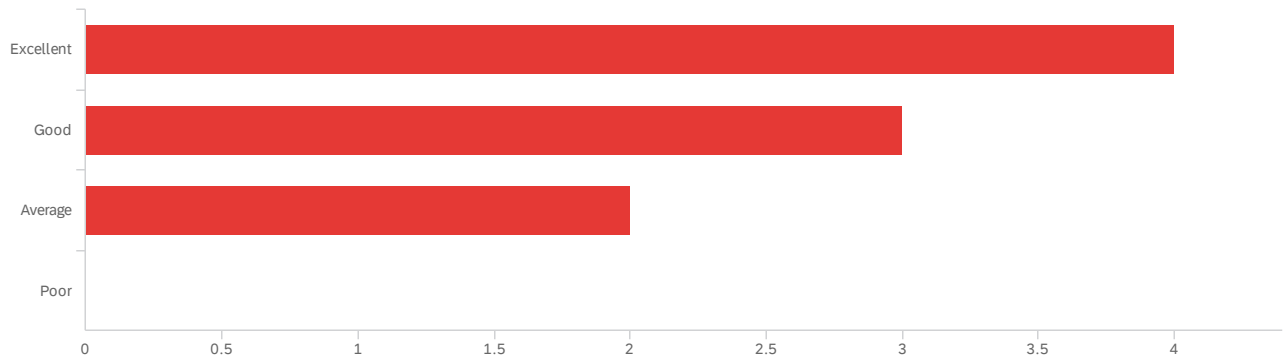
| # | Field | Minimum | Maximum | Mean | Std Deviation | Variance | Count |
|---|--|---------|---------|------|---------------|----------|-------|
| 1 | Overall, how would you rate the quality of this session? | 1.00 | 4.00 | 1.56 | 0.96 | 0.91 | 9 |

| # | Field | Choice Count |
|---|-----------|--------------|
| 1 | Excellent | 66.67% 6 |
| 2 | Good | 22.22% 2 |
| 3 | Average | 0.00% 0 |
| 4 | Poor | 11.11% 1 |

9

Showing rows 1 - 5 of 5

Q7 - Overall, how would you rate the timeliness and value of this session?



| # | Field | Minimum | Maximum | Mean | Std Deviation | Variance | Count |
|---|---|---------|---------|------|---------------|----------|-------|
| 1 | Overall, how would you rate the timeliness and value of this session? | 1.00 | 3.00 | 1.78 | 0.79 | 0.62 | 9 |

| # | Field | Choice Count |
|---|-----------|--------------|
| 1 | Excellent | 44.44% 4 |
| 2 | Good | 33.33% 3 |
| 3 | Average | 22.22% 2 |
| 4 | Poor | 0.00% 0 |

9

Showing rows 1 - 5 of 5

Q13 - Please add any comments you have about this session.

Please add any comments you have about this session.

presenter spoke to quickly. I did not know how to Literally -be on the Same Page with Matt. I needed sapecific steps/Visually to be able to interact online. sessions was using "Teams" software/Tool

Very interactive & engaging!

I enjoyed learning more about Teams, which I know is out there but has been kind of a black box to me. The features I would most be interested in would be file sharing (and configuring Teams to share only certain files with certain people), determining whether Teams has protective features for sharing Access database files (so that two people can't work concurrently on changing the same record and interfere with each other), and on creating and replying to messages (I can reply to other people's threads, but I still don't know how to initiate a thread). So I was glad to hear about all the bells-and-whistles features that were touched on during Thursday's session, but I would have preferred to focus on the basic file-sharing and messaging features, and how these tie in with One Drive and Sharepoint. It seems like we have three file-sharing systems (One Drive, Sharepoint, and Teams) and it's difficult to see how or whether they can interact with each other, and the relative advantages of each of these systems over the other.

I enjoyed the tone of the training, it was light-hearted but still informative.

Matt and Ali did a great job in organizing the workshop and making it interactive.

I learned a lot of tricks on how to use Team and am looking forward to learning more. Thank you DE3!

Q11 - Do you have any workshop/session topic suggestions for future Flex events?

Do you have any workshop/session topic suggestions for future Flex events?

have a PDF available in our Chat Box so we can download & therefore be on the Same page.

More opportunities to practice all the new tools we have been given these past several months

A more focused, slower-paced session covering just basic features (e.g., texting and file sharing) in a smaller group that would allow for more interaction and experimentation. Thursday's session went so quickly that I didn't fully hear or understand all the instructions and so was not able to try all the features. Part of the problem is that Zoom screen-share has a lag that makes it difficult to see what options or tabs the discussion leader is clicking on to access Team's various functions. This, coupled with the need to switch between Zoom and Teams, makes it difficult to try things in real time unless the pace is much slower. It's really helpful if the presenter can hover over each link that needs to be clicked for five to ten seconds to overcome the Zoom lag and allow time for attendees to ALT+TAB between Zoom and Teams to try things.

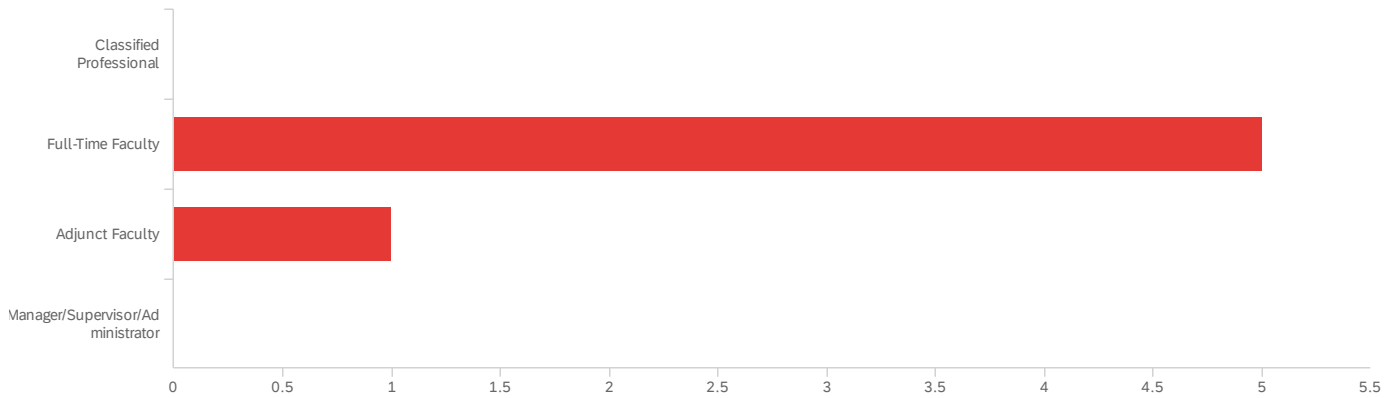
End of Report

Default Report

Spring 2022 Flex Evaluation - How to Understand your Equity Data

January 13, 2022 11:46 AM MST

Q12 - Please indicate your position at Ventura College



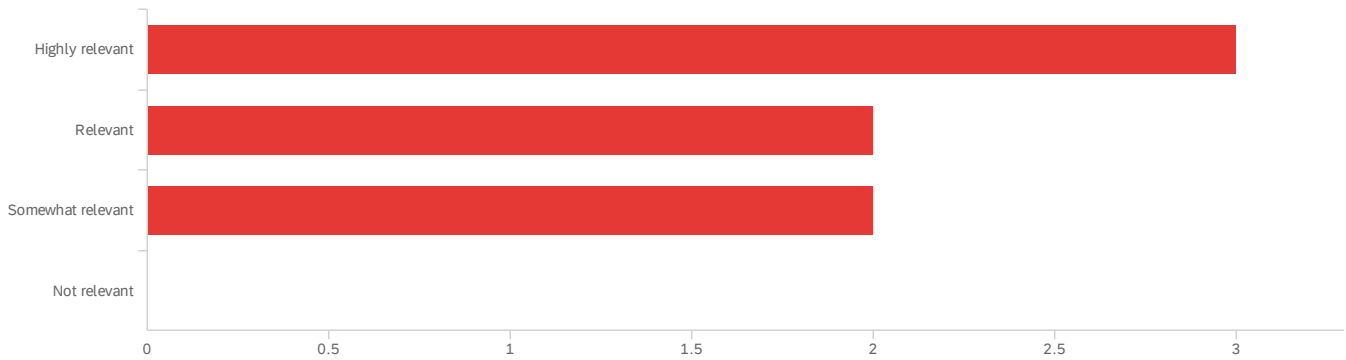
| # | Field | Minimum | Maximum | Mean | Std Deviation | Variance | Count |
|---|--|---------|---------|------|---------------|----------|-------|
| 1 | Please indicate your position at Ventura College | 2.00 | 3.00 | 2.17 | 0.37 | 0.14 | 6 |

| # | Field | Choice Count |
|---|----------------------------------|--------------|
| 1 | Classified Professional | 0.00% 0 |
| 2 | Full-Time Faculty | 83.33% 5 |
| 3 | Adjunct Faculty | 16.67% 1 |
| 4 | Manager/Supervisor/Administrator | 0.00% 0 |

6

Showing rows 1 - 5 of 5

Q4 - Overall, how would you rate this session in terms of relevance to you?



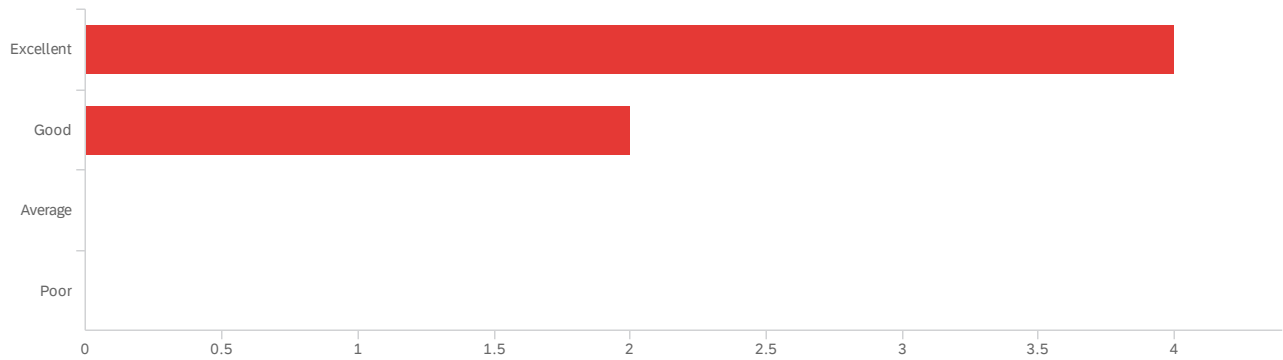
| # | Field | Minimum | Maximum | Mean | Std Deviation | Variance | Count |
|---|--|---------|---------|------|---------------|----------|-------|
| 1 | Overall, how would you rate this session in terms of relevance to you? | 1.00 | 3.00 | 1.86 | 0.83 | 0.69 | 7 |

| # | Field | Choice Count |
|---|-------------------|--------------|
| 1 | Highly relevant | 42.86% 3 |
| 2 | Relevant | 28.57% 2 |
| 3 | Somewhat relevant | 28.57% 2 |
| 4 | Not relevant | 0.00% 0 |

7

Showing rows 1 - 5 of 5

Q5 - Overall, how would you rate the quality of this session?



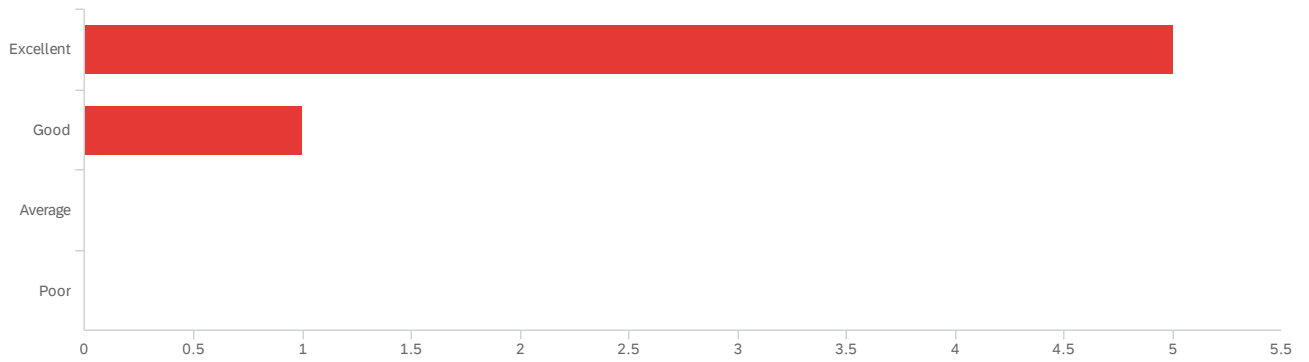
| # | Field | Minimum | Maximum | Mean | Std Deviation | Variance | Count |
|---|--|---------|---------|------|---------------|----------|-------|
| 1 | Overall, how would you rate the quality of this session? | 1.00 | 2.00 | 1.33 | 0.47 | 0.22 | 6 |

| # | Field | Choice Count |
|---|-----------|--------------|
| 1 | Excellent | 66.67% 4 |
| 2 | Good | 33.33% 2 |
| 3 | Average | 0.00% 0 |
| 4 | Poor | 0.00% 0 |

6

Showing rows 1 - 5 of 5

Q7 - Overall, how would you rate the timeliness and value of this session?



| # | Field | Minimum | Maximum | Mean | Std Deviation | Variance | Count |
|---|---|---------|---------|------|---------------|----------|-------|
| 1 | Overall, how would you rate the timeliness and value of this session? | 1.00 | 2.00 | 1.17 | 0.37 | 0.14 | 6 |

| # | Field | Choice Count |
|---|-----------|--------------|
| 1 | Excellent | 83.33% 5 |
| 2 | Good | 16.67% 1 |
| 3 | Average | 0.00% 0 |
| 4 | Poor | 0.00% 0 |

6

Showing rows 1 - 5 of 5

Q13 - Please add any comments you have about this session.

Please add any comments you have about this session.

Wonderful job explaining the data and its use and value. Appreciated the sharing of information by the faculty in the meeting to open up what they got from the data.

It was hard to follow along because for some reason none of my class data was input/available to me and I spent most of the session just trying to find it. However, the trainer was emailing with me during the session trying to troubleshoot for me. Hopefully this will be solved soon!

It was useful to learn that I have access to the data. Otherwise, no useful info was gained by listening to the presenter discuss subjective interpretations of whether male or female students are called on more in class.

Really interesting data. Thank you for providing this to me.

I appreciated the presenters' willingness to be vulnerable about their own experiences. I wish there had been more structure in the last section of the session--perhaps some guidance for how people might work with their own data or a more formal explanation of the PD offerings that can support people in this.

Outstanding presentation. Thank you for making this available to faculty!

Q11 - Do you have any workshop/session topic suggestions for future Flex events?

Do you have any workshop/session topic suggestions for future Flex events?

More LGBTQ2-S+ safe space training and certification and stickers for office and classroom doors. Fantastic job Colleen and Kami - since your leadership the best PD I've seen since been at VC.

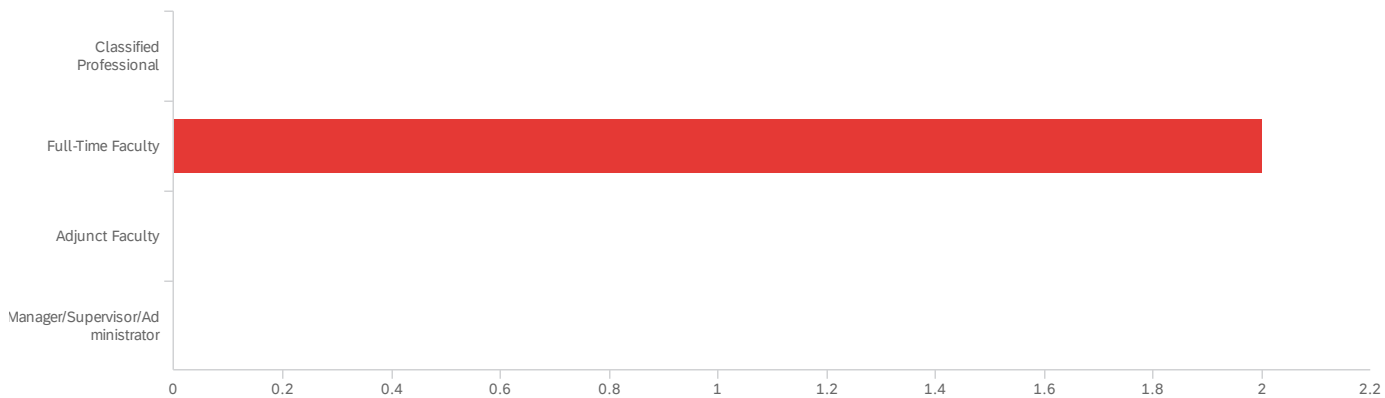
More data demonstrations.

End of Report

Default Report

Spring 2022 Flex Evaluation - New Way to Submit Travel Expense Reports: Chrome River
 January 13, 2022 11:05 AM MST

Q12 - Please indicate your position at Ventura College



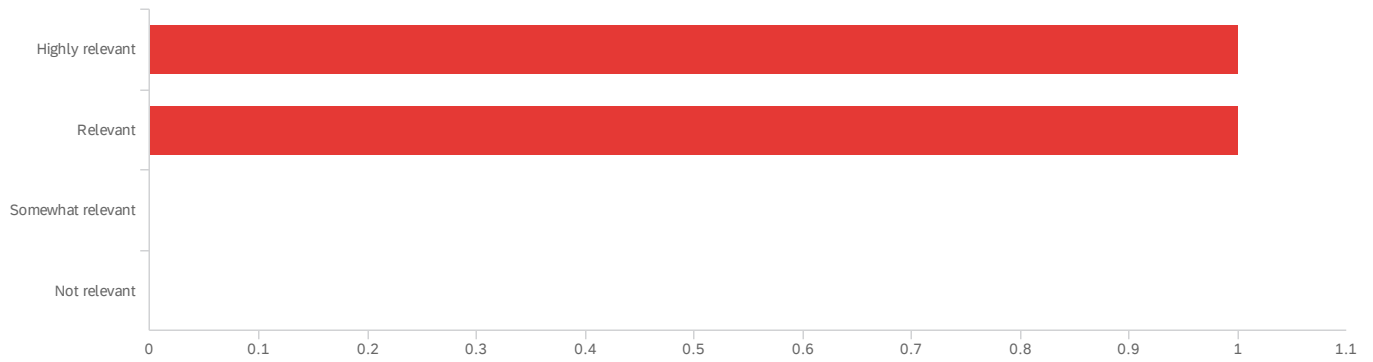
| # | Field | Minimum | Maximum | Mean | Std Deviation | Variance | Count |
|---|--|---------|---------|------|---------------|----------|-------|
| 1 | Please indicate your position at Ventura College | 2.00 | 2.00 | 2.00 | 0.00 | 0.00 | 2 |

| # | Field | Choice Count |
|---|----------------------------------|--------------|
| 1 | Classified Professional | 0.00% 0 |
| 2 | Full-Time Faculty | 100.00% 2 |
| 3 | Adjunct Faculty | 0.00% 0 |
| 4 | Manager/Supervisor/Administrator | 0.00% 0 |

2

Showing rows 1 - 5 of 5

Q4 - Overall, how would you rate this session in terms of relevance to you?



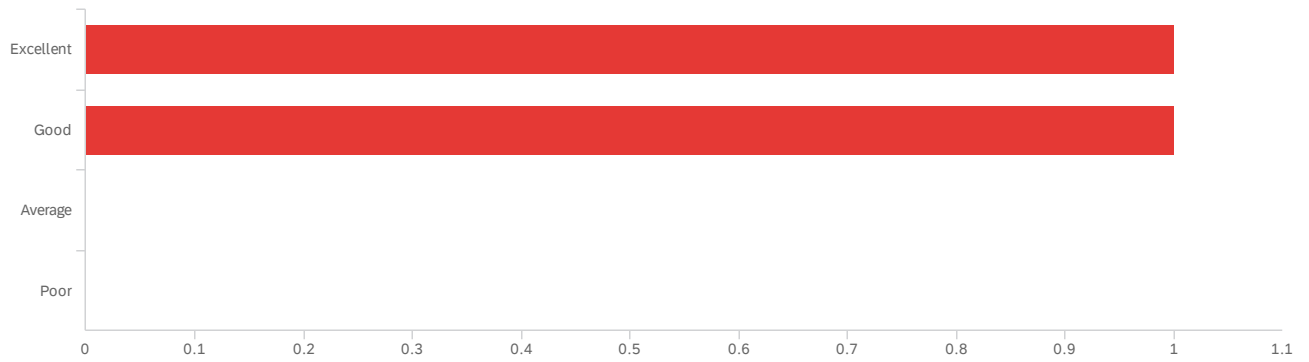
| # | Field | Minimum | Maximum | Mean | Std Deviation | Variance | Count |
|---|--|---------|---------|------|---------------|----------|-------|
| 1 | Overall, how would you rate this session in terms of relevance to you? | 1.00 | 2.00 | 1.50 | 0.50 | 0.25 | 2 |

| # | Field | Choice Count |
|---|-------------------|--------------|
| 1 | Highly relevant | 50.00% 1 |
| 2 | Relevant | 50.00% 1 |
| 3 | Somewhat relevant | 0.00% 0 |
| 4 | Not relevant | 0.00% 0 |

2

Showing rows 1 - 5 of 5

Q5 - Overall, how would you rate the quality of this session?



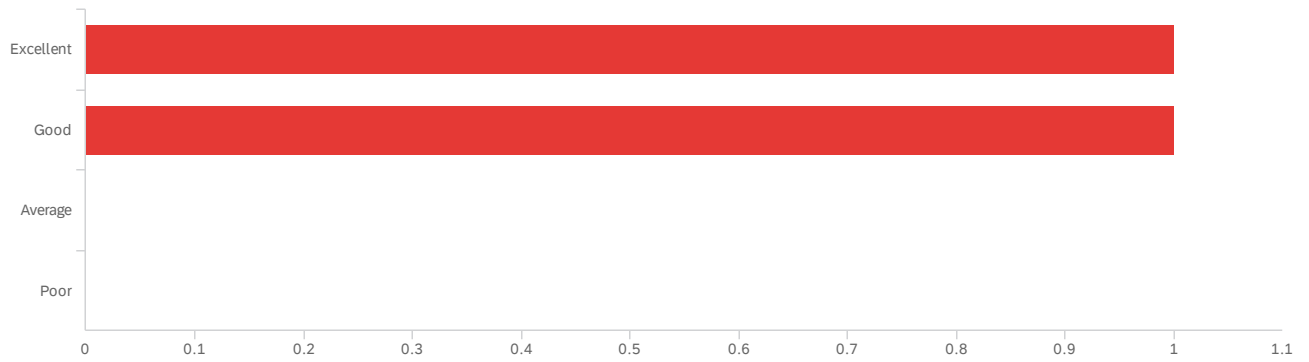
| # | Field | Minimum | Maximum | Mean | Std Deviation | Variance | Count |
|---|--|---------|---------|------|---------------|----------|-------|
| 1 | Overall, how would you rate the quality of this session? | 1.00 | 2.00 | 1.50 | 0.50 | 0.25 | 2 |

| # | Field | Choice Count |
|---|-----------|--------------|
| 1 | Excellent | 50.00% 1 |
| 2 | Good | 50.00% 1 |
| 3 | Average | 0.00% 0 |
| 4 | Poor | 0.00% 0 |

2

Showing rows 1 - 5 of 5

Q7 - Overall, how would you rate the timeliness and value of this session?



| # | Field | Minimum | Maximum | Mean | Std Deviation | Variance | Count |
|---|---|---------|---------|------|---------------|----------|-------|
| 1 | Overall, how would you rate the timeliness and value of this session? | 1.00 | 2.00 | 1.50 | 0.50 | 0.25 | 2 |

| # | Field | Choice Count |
|---|-----------|--------------|
| 1 | Excellent | 50.00% 1 |
| 2 | Good | 50.00% 1 |
| 3 | Average | 0.00% 0 |
| 4 | Poor | 0.00% 0 |

2

Showing rows 1 - 5 of 5

Q13 - Please add any comments you have about this session.

Please add any comments you have about this session.

Very helpful.

Q11 - Do you have any workshop/session topic suggestions for future Flex events?

Do you have any workshop/session topic suggestions for future Flex events?

End of Report