

Review of the 2008 CCSSE Report

INTRODUCTION

The **CCSSE (Community College Survey of Student Engagement)** has been conducted on an annual basis since 2006. CCSSE is a project of the Community College Leadership Program, College of Education at The University of Texas at Austin. From 2006 to 2008, a total of **343,378** students and **585** institutions have participated in CCSSE. Participating colleges are located in 48 states of the United States, the Marshall Islands, British Columbia, and Nova Scotia.

Spring 2008 was the first time that Ventura College took part in the CCSSE. A total of **541** Ventura College students – **201** who were part-time and **340** who were full-time – participated in the survey. Since full-time students are more likely to be sampled, CCSSE results are either presented separately for part-time and full-time students or are weighted by enrollment status to produce more accurate measures of student response.

This **Review of the 2008 CCSSE Report** presents summary data associated with survey responses by VC students. The CCSSE survey form (i.e., The Community College Student Report) consists of **129** items.

TABLE OF CONTENTS

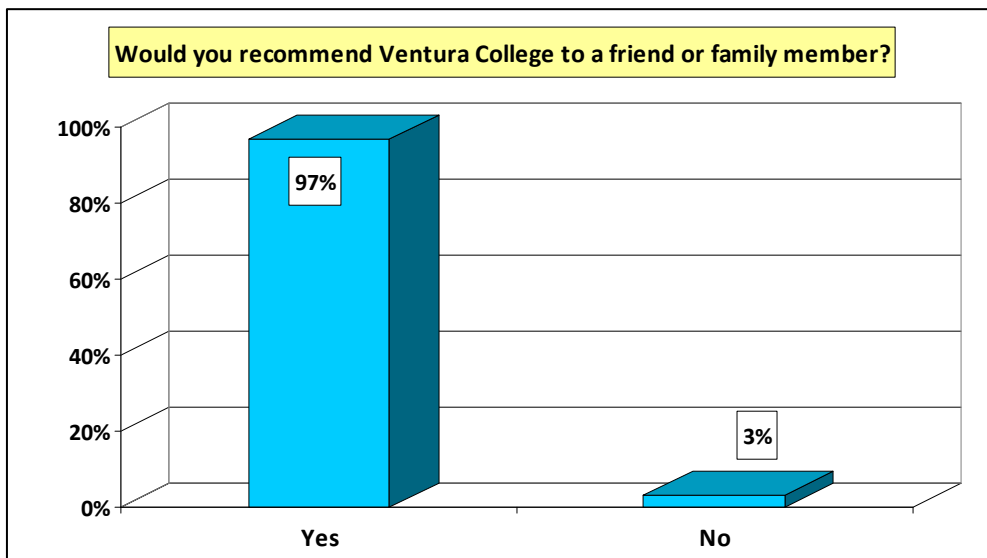
<u>Section or Item</u>	<u>Page</u>
OVERVIEW	2
BACKGROUND	5
METHODOLOGY	5
Survey Sections	
Survey Administration	
Survey Instrument	
SURVEY SAMPLE GROUP	6
Student Demographics	
Surveyed Sections	
RESPONSE FREQUENCY REPORT	8
Description	
Comparison to Hispanic Student Success Colleges	
Items of Interest to Specific Employee Groups	
ATTACHMENTS	11
The Community College Student Report 2008 – Ventura College	
Sample Survey: The Community College Student Report	

Review of the 2008 CCSSE Report

OVERVIEW

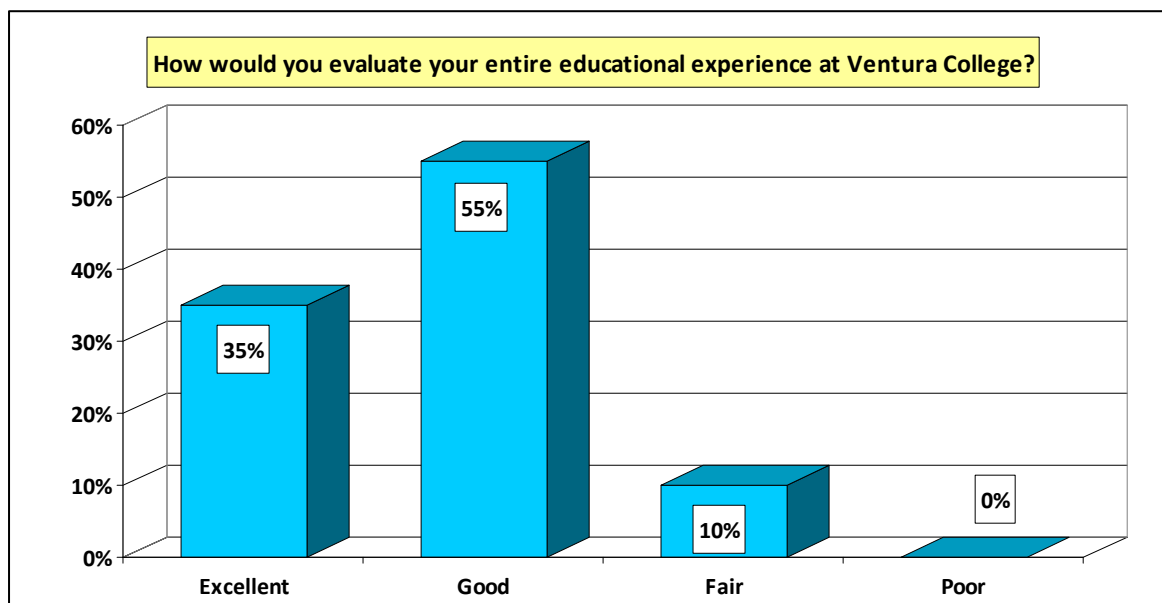
The CCSSE survey instrument consists of **129** items, related to instruction, services, activities, goals, etc. Item-by-item survey results appear in the attachment: The Community College Student Report 2008 – Ventura College. In the section that follows, percentage responses related to **six** of the collegewide items are presented in a graphic or tabular format.

A. Would you recommend Ventura College to a friend or family member? (Item 26)



An overwhelming percentage (**97%**) of respondents would recommend VC to a friend / family member.

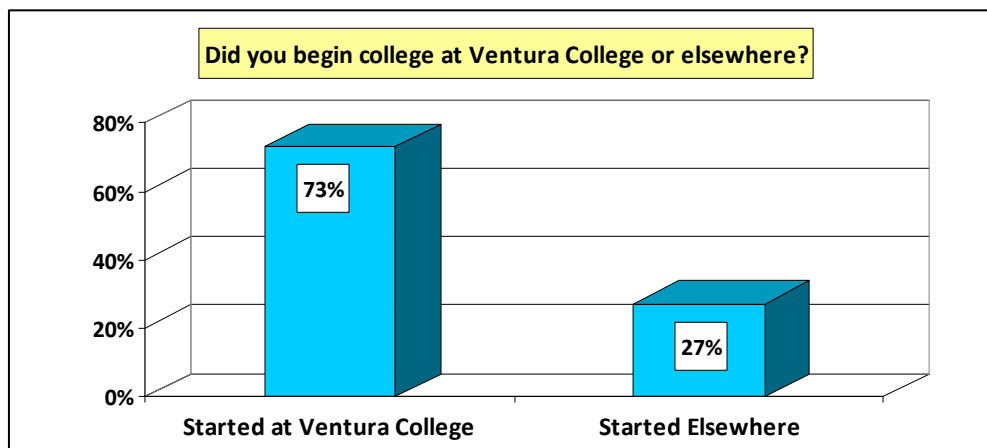
B. How would you evaluate your entire educational experience at Ventura College? (Item 27)



90% of respondents evaluated their entire educational experience at VC as **excellent** or **good**.

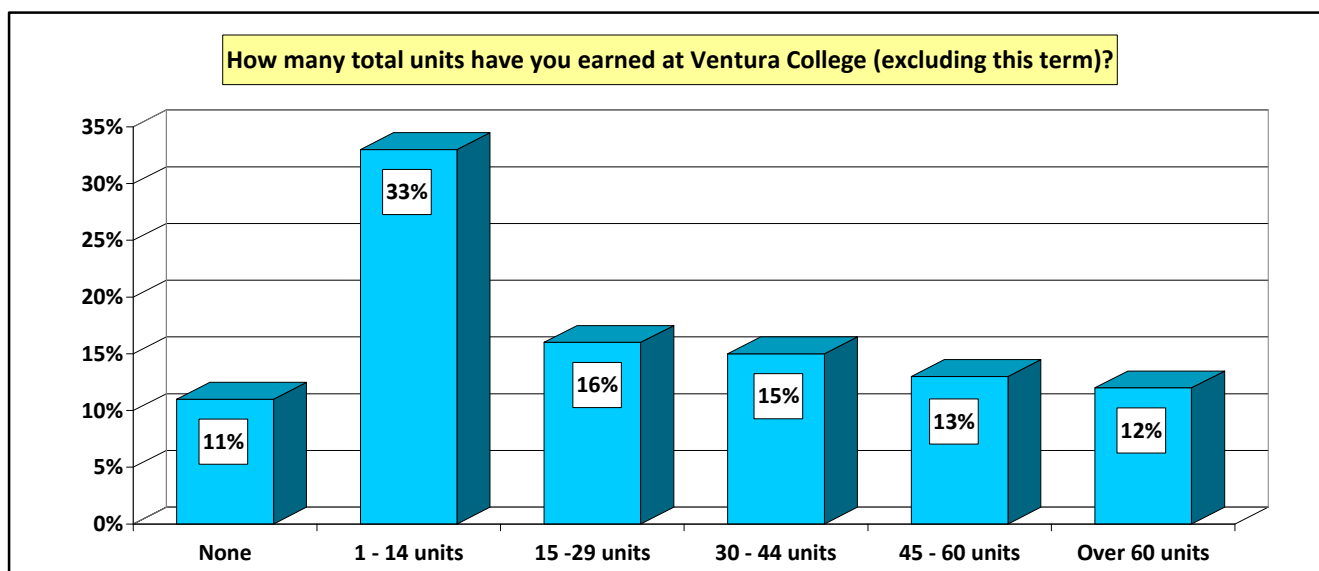
Review of the 2008 CCSSE Report

C. Did you begin college at Ventura College or elsewhere? (Item 1)



The majority of respondents (**73%**) started their college education at Ventura College.

D. How many total credit hours have you earned at Ventura College, not counting the courses you are currently taking this term? (Item 23)



At the beginning of the **spring 2008** semester, **44%** of **all** respondents had earned **less than 15** total units; another **44%** had earned **between 15 and 60** units, and **12%** had accrued **over 60** units. In the table below, respondents are separated into part-time and full-time (based on **spring 2008** enrollment).

Number of Units Earned	All Respondents	Enrollment Status in Spring 2008	
		Part-Time	Full-Time
0 to 14	44%	50%	32%
15 – 60	44%	37%	59%
Over 60	12%	13%	9%
Totals	100%	100%	100%

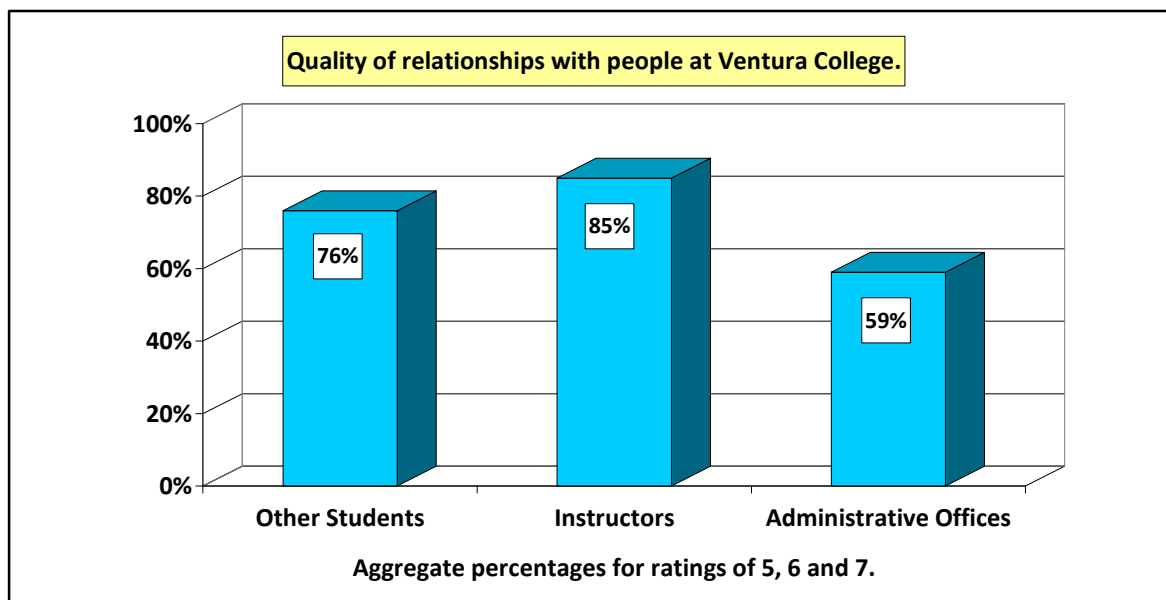
Most of the respondents who were **part-time** in spring 2008 (**50%**) had earned **less than 15** units. The majority of **full-time** respondents (**59%**) had earned **between 15 and 60** units.

Review of the 2008 CCSSE Report

E. What is the quality of your relationships with people at Ventura College? (Item 11)

To answer this question, respondents used a rating scale of 1 to 7. For each of the **three** groups, respondents were asked to choose the number that best represented the quality of their relationship with the **people** in that group. The **highest** rating is **7**; the **lowest** is **1**. In the table below, the overall percentage responses are indicated for each of the groups.

<i>Highest</i>	Rating Scale							<i>Lowest</i>
	7	6	5	4	3	2	1	
▪ Other Students								
<i>Friendly, supportive</i>	23%	28%	25%	16%	6%	2%	0%	<i>Unfriendly, unsupportive</i>
▪ Instructors								
<i>Available, helpful</i>	34%	33%	18%	10%	2%	2%	0%	<i>Unavailable, unhelpful</i>
▪ Administrative Offices								
<i>Helpful, considerate</i>	16%	25%	18%	25%	8%	5%	3%	<i>Unhelpful, inconsiderate</i>



F. Use, satisfaction, and importance of college services (Item 13)

This question consists of **11** services, which respondents were asked to rate according to Frequency of Use; Satisfaction; and Importance. The table below presents selected data on **five** of these services.

College Service	Importance Very Important	Frequency of Use Often or Sometimes
a. Academic advising / planning	61%	47%
b. Career counseling	56%	33%
g. Financial aid advising	54%	34%
h. Computer lab	56%	57%
j. Transfer credit assistance	51%	30%

The services listed above received **Very Important** ratings by over **50%** of respondents. Note that the **Frequency of Use** ratings are generally much lower than the corresponding **Importance** rating.

Review of the 2008 CCSSE Report

BACKGROUND

The **CCSSE** (Community College Survey of Student Engagement) has been conducted annually since 2006 by the Community College Leadership Program, College of Education at The University of Texas at Austin. Ventura College participated in the CCSSE for the first time in spring 2008. The hardcopy **2008 CCSSE Report** (a large three-ring binder which contains historical CCSSE data as-well-as results of the 2008 CSSE) was received by Ventura College in August 2008.

The **2008 CCSSE Report** contains Ventura College data from two surveys:

CCSSE Community College Survey of Student Engagement – A copy of the survey form that was completed by VC students is attached.

Number of VC student participants: **541** (340 full-time and 201 part-time)

CCFSSE Community College Faculty Survey of Student Engagement

Number of VC faculty participants: **40** (15 full-time and 25 part-time)

Many of the questions on the **CCFSSE** are correlated to the questions on the **CCSSE**, for example:

CCSSE Question: About how often have you made a class presentation?

CCFSSE Question: How often do students in your selected course section make a class presentation?

This **Review of the 2008 CCSSE Report** is concerned *solely* with responses to The Community College Student Report (i.e., the **CCSSE**).

METHODOLOGY

• Survey Sections

In spring 2008 after census (full-semester), Connie Baker, Technical Data Specialist, provided CCSSE Staff with an electronic listing of full-term course sections (CRNs), exclusive of (a) laboratory classes and (b) classes in which the lack of English-language reading skills would prohibit students from completing the survey (i.e., BESL and lower-level ESL classes). The list consisted of **920** full-term course sections (CRNs) with the number of students, class location, start and end times, and meeting days for each CRN..

From these **920** full-term course sections, the CCSSE Staff randomly selected **54** sections to be surveyed. For each of the **54** sections, CCSSE Staff sent the college a packet containing a survey form for each of the students in the section.

• Survey Administration

Surveys were administrated to students in **36** of the selected classes by Glenda Gardner, Linda Resendiz, Carolyn Allen and Connie Baker. They went to each of the classes, distributed the surveys to students and collected the completed surveys. Surveys were not given to (a) high school students, (b) students who were under the age of 18 years, or (c) students who had already taken the survey.

For various reasons, students in **18** of the **54** selected sections were not surveyed. Several of these 18 sections were not surveyed because (a) the section was being taught by a substitute teacher on the day that the survey was to be administered, (b) the instructor did not want to relinquish a day of teaching, (c) the section was a performance class, or (d) the class was meeting in the BEACH on the day of the survey.

• Survey Instrument

The survey form (**Community College Student Report**) consists of **37** sections, with most of the sections consisting of several items – there is a total of **129** items on the survey instrument. A copy of the survey form is attached.

Review of the 2008 CCSSE Report

SURVEY SAMPLE GROUP

• **Student Demographics**

The **survey population** consisted of spring 2008 Ventura College students:

- (a) Who were not concurrent high school students, and
- (b) Who were 18 years of age or older, and
- (c) Who were enrolled in at least one full-term course section (CRN), excluding:
Laboratory classes and classes in which the lack of English-language reading skills would prohibit students from completing the survey (i.e., BESL and lower-level ESL classes).

The **survey sample group** consisted of students in **36** of the **54** randomly selected sections (refer to Survey Sections on previous page). From a **gender** or **ethnic** perspective, the sample group ***closely approximates*** the percentage distribution of the entire student body. In terms of **age**, the survey group is ***over represented*** by students in the 18–19 and 20–21 year age groups. **Full-time** students are ***over represented*** in the survey group by **30** percentage points. Percentages in the survey group are compared to those in the student body:

<u>Demographic Characteristic</u>	<u>Percentage</u>		<u>Percentage-Point Difference</u>
	<u>Survey Group</u>	<u>Student Body</u>	<u>Survey Group minus Student Body</u>

Gender

Female	54%	58%	- 4
Male	<u>46%</u>	<u>42%</u>	<u>+4</u>
Total	100%	100%	0

Ethnicity

(IPEDS ethnic categories)

Asian	4%	6%	- 2
Black	3%	3%	0
Hispanic / Latino	38%	36%	+2
Native American	1%	1%	0
Other	6%	8%	- 2
White	43%	45%	- 2
International	<u>6%</u>	<u>1%</u>	<u>+5</u>
Total	101%	100%	+1

(Error is due to rounding)

Age (in years)

18 to 19	37%	27%	+10
20 to 21	24%	18%	+6
22 to 24	14%	14%	0
25 to 29	8%	11%	- 3
30 to 39	7%	12%	- 5
40 to 49	5%	10%	- 5
50 to 64	4%	7%	- 3
65 and over	<u>1%</u>	<u>1%</u>	<u>0</u>
Total	100%	100%	0

Enrollment Status

Full-Time	63%	33%	+30
Part-time	<u>37%</u>	<u>67%</u>	<u>-30</u>
Total	100%	100%	0

Review of the 2008 CCSSE Report

• **Surveyed Sections**

Students in **36** full-term course sections (CRNs) constitute the college's survey sample group. The table below indicates the numbers of students in each of the surveyed course sections. Note that there are **three** sections of **ENGL V01A** and **three** sections of **PE V41** in the survey sample group. It is important to understand, however, that the survey items (questions) relate to students' **overall experiences** at Ventura College. The random selection of course sections is the procedure that was used to determine which students would be included in the survey sample group. **Meeting Times** are defined as follows: **Morning** means 'before noon', **Afternoon** indicates 'between noon and 4:59 pm', and **Evening** means '5:00 pm or later.'

Course ID	Course Title	Number of Students	Campus Location	Meeting Time
ANTH V02	Cultural Anthropology	26	Main	Morning
ART V06	Introduction to Modern Art	11	Main	Morning
ART V16A	Beginning Oil Painting I	5	Main	Morning
ART V47A	Intermediate Acrylic Painting I	7	Main	Morning
BUS V08	Computerized Accounting	2	East	Evening
BUS V34	Management Decision Making	15	Main	Evening
BUS V43	International Business	8	Main	Morning
BUS V80B	Computer Train II: Bilingual	20	East	Afternoon
CD V28	Curriculum: Infants & Toddlers	30	Main	Evening
CD V61	Child, Family & Community	15	Main	Morning
CHEM V20	Elementary Chemistry	45	Main	Morning
CJ V01	Introduction to Criminal Justice	19	Main	Evening
ECON V01B	Principles of Micro-Economics	6	Main	Evening
ENGL V01A	English Composition	17	Main	Afternoon
ENGL V01A	English Composition	15	Main	Morning
ENGL V01A	English Composition	15	Main	Morning
ESL V06	High-Advanced ESL	2	East	Morning
GEOL V11	Introduction to Oceanography	9	Main	Evening
HED V95	Health and Wellness: Women	17	Main	Afternoon
HIST V02A	U.S. History: Women I	31	Main	Morning
MATH V01	Elementary Algebra	13	Main	Afternoon
MATH V09	Beginning Mathematics	14	Main	Morning
MATH V21A	Calculus and Analytic Geometry I	18	Main	Evening
MUS V02D	Music Theory IV:16th Century Counterpoint	16	Main	Morning
MUS V11	College Singers	7	Main	Afternoon
PE V37	Running for Fitness	12	Main	Morning
PE V41	Weight Training & Conditioning	11	Main	Evening
PE V41	Weight Training & Conditioning	14	Main	Afternoon
PE V41	Weight Training & Conditioning	7	Main	Morning
PHOT V01	Beginning Photography	11	Main	Morning
POLS V01	American Government	39	Main	Afternoon
POLS V03	Introduction to Political Science	13	Main	Afternoon
THA V 01	Theatre Arts Appreciation	10	Main	Morning
THA V31	Acting for Film and TV	9	Main	Morning
WEL V01	Introduction to Welding	14	Main	Afternoon
WS V13	Wastewater Collection	18	Main	Evening
Total Students		541		

Review of the 2008 CCSSE Report

RESPONSE FREQUENCY REPORT

• Description

The **2008 CCSSE Report** is quite voluminous and is not easily accessible. Most of the data tables use a very small font-size, contain a large amount of information, and are difficult to read and understand. The data table that was found to be most useful is **The Community College Student Report 2008**, a **response frequency** report that provides item-by-item percentage response rates for **all students** at Ventura College. A copy of the frequency report is **attached**.

Besides providing percentage responses for each survey item, the frequency report also indicates those items for which the means (averages) are significantly different from those of colleges in VC's comparison group, i.e., **Hispanic Student Success Colleges** (see the listing of colleges below).

CCSSE Staff computed means for applicable survey items by assigning numeric values to response choices, for example (Note: This example includes both part-time and full-time survey respondents):

Item 4e – How often have you come to class without completing class assignments?

Numeric values assigned to response choices: Very Often = 4; Often = 3; Sometimes = 2; Never = 1

Total respondents: **531** Very Often: **34** Often: **82** Sometimes: **276** Never: **139**
 $4 \times 34 = 136$ $3 \times 82 = 246$ $2 \times 276 = 552$ $1 \times 139 = 139$

Mean = $(136+246+552+139) \div 531 = 1,073 \div 531 = 2.02$

Mean for the Hispanic Student Success Colleges = **1.86**

CCSSE Staff determined that there is a statistical difference between the two means for **Item 4e**; that is, VC's mean for **Item 4e** is significantly **higher** than the mean calculated for Hispanic Student Success Colleges.

Hispanic Student Success Colleges (California colleges are in bold type)

Central Arizona College

Citrus College

Cochise College

College of the Desert

Community College of Denver

Eastern New Mexico University - Roswell

El Camino College

El Camino College Compton Center

El Paso Community College

Gateway Community College

Howard College

Mountain View College

North Lake College

Northwest Vista College

Oxnard College

Passaic County Community College

Phoenix College

Richland College

San Jose City College

South Texas College

Texas State Technical College Harlingen

Union County College

Ventura College

West Hills College Coalinga

West Hills College Lemoore

West Hills College NDC

• Comparison to Hispanic Student Success Colleges

The **Frequency Report** for Ventura College indicates that the means for **fourteen (14)** survey items are statistically different from those of the Hispanic Student Success Colleges (**HSSC**). For three (3) of the items, the VC means were **above** those of the **HSSC** and for eleven (11) items, the VC means were **below** those of the **HSSC**. The table that follows (on **page 9**) lists the fourteen (14) items which were flagged by CCSSE Staff as having significantly different means from those of the **HSSC** consortium. Asterisks (*) denote whether the differences relate to means that were calculated for **part-time** students, **full-time** students or **both** part-time and full-time students.

Review of the 2008 CCSSE Report

The numbers of items by student enrollment status are:

<u>Category</u>	<u>Full-time</u>	<u>Part-time</u>
Above the Mean	3	1
Below the Mean	1	9

Above the Mean

COLLEGE ACTIVITIES	Part-Time	Full-Time
4e. Came to class without completing readings or assignments		*
4u. Skipped class	*	*

COLLEGE EXPERIENCES	Part-Time	Full-Time
23. How many TOTAL credit hours have you earned at this college, not counting the courses you are currently taking this term?		*

Below the Mean

COLLEGE ACTIVITIES	Part-Time	Full-Time
4c. Prepared two or more drafts of a paper or assignment before turning it in	*	
4j. Used the Internet or instant messaging to work on an assignment	*	
4k. Used email to communicate with an instructor	*	

OPINIONS ABOUT YOUR SCHOOL	Part-Time	Full-Time
9g. Using computers in academic work	*	

WEEKLY ACTIVITIES	Part-Time	Full-Time
10a. Preparing for class (studying, reading, writing, rehearsing, doing homework, or other activities related to your program)	*	
10d. Providing care for dependents living with you (parents, children, spouse, etc.)		*

EDUCATIONAL AND PERSONAL GROWTH	Part-Time	Full-Time
12g. Using computing and information technology	*	

STUDENT SERVICES	Part-Time	Full-Time
13a3. Importance: Academic advising/planning	*	
13e3. Importance: Skill labs (writing, math, etc.)	*	
13g3. Importance: Financial aid advising	*	

Review of the 2008 CCSSE Report

• **Items of Interest to Specific Employee Groups**

The following table indicates the sections of the Frequency Report that will be of most interest to academic personnel and student services staff. For each employee group, the survey sections that are most applicable (or might be of most interest) are listed in the second column. Entries in the Number of Items column reflect the number of questions (items) that are included in each section.

<u>Employee Group</u>	<u>Section</u>	<u>Number of Items</u>
Teaching Faculty	4. Classroom-related experiences	21
	5. Coursework and related mental activities	6
	6. Amount of reading and writing required	3
	7. Examinations – Level of rigor	1
	12. Knowledge, skills and personal development	15
Counselors	8. Internships, basic skills enrollments, etc.	9
	9. Support for academic success	7
	10. Activities outside of the classroom	5
	11. Relationships with people at the college	3
	12. Knowledge, skills and personal development	15
	13. College/student services	11
	14. Issues related to withdrawal from college	5
	15 & 16. Support of friends and family	2
	17. Reasons for attending college	6
	18 – 27. Miscellaneous	15
28 & 28, 31 & 32, 35 & 36. Demographic descriptors	12	
Librarians	6. Amount of reading and writing required	3
	8. Internships, basic skills enrollments, etc.	9
	13. College/student services	11
Student Services	13. College/student services	11
	14. Issues related to withdrawal from college	5
	15 & 16. Support of friends and family	2
	17. Reasons for attending college	6
	18 – 27. Miscellaneous	15
	28, 31 & 32, 35 & 36. Demographic descriptors	12

Review of the 2008 CCSSE Report

ATTACHMENTS

- **Frequency Report: The Community College Student Report 2008 – Ventura College**
- **Sample Survey: The Community College Student Report**

The Community College Student Report 2008

Ventura College

Compared with other Hispanic Student Success Colleges

1 Did you begin college at this college or elsewhere?

73 Started here 27 Started elsewhere

4 In your experiences at this college during the current school year, about how often have you done each of the following?

	Very Often	Often	Some-times	Never
a. Asked questions in class or contributed to class discussions	20	32	44	3
b. Made a class presentation	6	20	40	34
c. Prepared two or more drafts of a paper or assignment before turning it in	17	25	28	30 *
d. Worked on a paper or project that required integrating ideas or information from various sources	21	35	27	17
e. Come to class without completing readings or assignments	6	15	52	26 *
f. Worked with other students on projects during class	16	31	40	13
g. Worked with classmates outside of class to prepare class assignments	7	12	44	37
h. Tutored or taught other students (paid or voluntary)	4	4	19	74
i. Participated in a community-based project as a part of a regular course	2	5	19	75
j. Used the Internet or instant messaging to work on an assignment	24	31	28	17
k. Used e-mail to communicate with an instructor	14	20	34	31 *
l. Discussed grades or assignments with an instructor	12	29	44	15
m. Talked about career plans with an instructor or advisor	8	14	43	36
n. Discussed ideas from your readings or classes with instructors outside of class	3	9	40	47
o. Received prompt feedback (written or oral) from instructors on your performance	20	36	35	10
p. Worked harder than you thought you could to meet an instructor's standards or expectations	11	32	43	14
q. Worked with instructors on activities other than coursework	3	7	22	67
r. Discussed ideas from your readings or classes with others outside of class (students, family members, co-workers, etc.)	20	27	40	12
s. Had serious conversations with students of a different race or ethnicity other than your own	22	21	34	24
t. Had serious conversations with students who differ from you in terms of their religious beliefs, political opinions, or personal values	21	23	29	27
u. Skipped class	4	8	54	35 *

5 During the current school year, how much has your coursework at this college emphasized the following mental activities?

	Very much	Quite a bit	Some	Very little
a. Memorizing facts, ideas, or methods from your courses and readings so you can repeat them in pretty much the same form	21	36	31	12
b. Analyzing the basic elements of an idea, experience, or theory	23	43	26	7
c. Synthesizing and organizing ideas, information, or experiences in new ways	20	35	35	10
d. Making judgments about the value or soundness of information, arguments, or methods	17	36	34	14
e. Applying theories or concepts to practical problems or in new situations	21	38	29	13
f. Using information you have read or heard to perform a new skill	24	37	29	11

Notes:

* indicates a significant difference and effect size \Rightarrow .2 between your college and your comparison group.

Items 2, 29, 30, 33, and 34 are not included in this report. See Table 1.

6 During the current school year, about how much reading and writing have you done at this college?

More

	None	1 to 4	5 to 10	11 to 20	than 20
a. Number of assigned textbooks, manuals, books, or book-length packs of course readings	6	47	25	12	10
b. Number of books read on your own (not assigned) for personal enjoyment or academic enrichment	28	48	12	5	7
c. Number of written papers or reports of any length	18	33	28	15	8

7 Mark the box that best represents the extent to which your examinations during the current school year have challenged you to do your best work at this college.

	7	6	5	4	3	2	1	Extremely easy
Extremely challenging	7	21	32	31	6	2	1	

8 Which of the following have you done, are you doing, or do you plan to do while attending this college?

	I have done	I plan to do	I have not done nor plan to do
a. Internship, field experience, co-op experience, or clinical assignment	16	31	54
b. English as a second language course	11	8	82
c. Developmental/remedial reading course	11	16	73
d. Developmental/remedial writing course	14	20	67
e. Developmental/remedial math course	14	21	64
f. Study skills course	9	23	68
g. Honors course	3	19	77
h. College orientation program or course	16	17	66
i. Organized learning communities (linked courses/study groups led by faculty or counselors)	9	17	75

9 How much does this college emphasize each of the following?

	Very much	Quite a bit	Some	Very little
a. Encouraging you to spend significant amounts of time studying	25	37	32	6
b. Providing the support you need to help you succeed at this college	32	42	21	5
c. Encouraging contact among students from different economic, social, and racial or ethnic backgrounds	22	29	31	18
d. Helping you cope with your non-academic responsibilities (work, family, etc.)	8	19	34	39
e. Providing the support you need to thrive socially	13	23	39	26
f. Providing the financial support you need to afford your education	19	22	28	31
g. Using computers in academic work	32	34	22	12

10 About how many hours do you spend in a typical 7-day week doing each of the following?

	None	1 - 5	6 - 10	11 - 20	21 - 30	More than 30
a. Preparing for class (studying, reading, writing, rehearsing, doing homework, or other activities related to your program)	7	52	27	9	3	3 *
b. Working for pay	18	4	8	14	21	35
c. Participating in college-sponsored activities (organizations, campus publications, student government, intercollegiate or intramural sports, etc.)	83	10	3	2	1	1
d. Providing care for dependents living with you (parents, children, spouse, etc.)	45	19	10	6	4	15
e. Commuting to and from classes	10	69	13	3	2	2

11 Mark the number that best represents the quality of your relationships with people at this college.

Your relationship with:

a. Other Students

	7	6	5	4	3	2	1	
Friendly, supportive, sense of belonging	23	28	25	16	6	2	0	Unfriendly, unsupportive, sense of alienation

b. Instructors

	7	6	5	4	3	2	1	
Available, helpful, sympathetic	34	33	18	10	2	2	0	Unavailable, unhelpful, unsympathetic

c. Administrative Personnel & Offices

	7	6	5	4	3	2	1	
Helpful, considerate, flexible	16	25	18	25	8	5	3	Unhelpful, inconsiderate, rigid

12 How much has YOUR EXPERIENCE AT THIS COLLEGE contributed to your knowledge, skills, and personal development in the following areas?

	Very much	Quite a bit	Some	Very little
a. Acquiring a broad general education	36	34	24	6
b. Acquiring job or work-related knowledge and skills	23	31	30	16
c. Writing clearly and effectively	21	32	35	12
d. Speaking clearly and effectively	20	33	33	14
e. Thinking critically and analytically	25	45	22	8
f. Solving numerical problems	22	29	28	21
g. Using computing and information technology	21	29	31	19
h. Working effectively with others	23	38	31	8
i. Learning effectively on your own	26	43	24	7
j. Understanding yourself	23	34	30	13
k. Understanding people of other racial and ethnic	16	27	37	19
l. Developing a personal code of values and ethics	14	29	34	23
m. Contributing to the welfare of your community	7	21	38	33
n. Developing clearer career goals	22	34	28	16
o. Gaining information about career opportunities	21	29	29	21

13 This section has three parts. Please answer all three sections, indicating (1) HOW OFTEN you use the following services, (2) HOW SATISFIED you are with the services, and (3) HOW IMPORTANT the services are to you AT THIS COLLEGE.

	(1) Frequency of Use				(2) Satisfaction				(3) Importance		
	Often	Some-times	Rarely/ Never	Don't know N.A.	Very	Some- what	Not at all	N.A.	Very	Some- what	Not at all
a. Academic advising/planning	10	37	37	17	22	45	10	24	61	26	14
b. Career counseling	6	27	44	22	16	37	8	39	56	27	17
c. Job placement assistance	3	7	48	42	6	18	13	63	33	30	37
d. Peer or other tutoring	6	15	46	34	14	22	11	53	38	30	32
e. Skill labs (writing, math, etc.)	10	20	37	33	16	26	8	50	37	32	31
f. Child care	2	3	39	56	4	7	8	81	28	18	54
g. Financial aid advising	14	20	39	28	18	25	11	45	54	19	28
h. Computer lab	25	32	23	20	42	26	5	26	56	25	19
i. Student organizations	4	12	45	39	9	21	8	62	25	36	39
j. Transfer credit assistance	8	22	36	34	14	26	10	50	51	23	26
k. Services to students with disabilities	3	7	32	58	8	11	7	74	45	15	40

14 How likely is it that the following issues would cause you to withdraw from class or from this college? (Please respond to each item)

	Likelihood			
	Very likely	Likely	Some- what likely	Not likely
a. Working full-time	24	27	14	35
b. Caring for dependents	13	21	21	45
c. Academically unprepared	8	14	21	57
d. Lack of finances	25	18	18	40
e. Transfer to a 4-year college or university	31	18	17	33

15 How supportive are your friends of your attending this college?

44	Extremely	19	Somewhat
31	Quite a bit	6	Not Very

16 How supportive is your immediate family of your attending this college?

59	Extremely	15	Somewhat
23	Quite a bit	3	Not Very

17 Indicate which of the following are your reasons/goals for attending this college. (Please respond to each item)

	Goal		
	Primary goal	Secondary goal	Not a goal
a. Complete a certificate program	31	21	49
b. Obtain an associate degree	50	26	23
c. Transfer to a 4-year college or university	54	22	24
d. Obtain or update job-related skills	39	27	34
e. Self-improvement/personal enjoyment	45	33	23
f. Change careers	20	15	66

18 Indicate which of the following are sources you use to pay your tuition at this college. (Please respond to each item)

	Major source	Minor source	Not a source
a. My own income/savings	56	26	18
b. Parent or spouse/significant other's income/savings	34	20	46
c. Employer contributions	5	10	85
d. Grants & scholarships	20	13	68
e. Student loans (bank, etc.)	6	5	90
f. Public assistance	9	5	86

19 Since high school, which of the following types of schools have you attended other than the one you are now attending? (Please mark all that apply)

8	Proprietary (private) school or training program
8	Public vocational-technical school
24	Another community or technical college
16	4-year college or university
52	None

20 When do you plan to take classes at this college again?

13	I will accomplish my goal(s) during this term and will not be returning
4	I have no current plan to return
65	Within the next 12 months
19	Uncertain

21 At this college, in what range is your overall college grade average?

13	A
27	A- to B+
27	B
21	B- to C+
7	C
3	C- or lower
2	Do not have a GPA at this school
1	Pass/fail classes only

22 When do you most frequently take classes at this college? (Mark one only)

65	Day classes (morning or afternoon)
35	Evening classes
0	Weekend classes

23 How many TOTAL credit hours have you earned at this college, not counting the courses you are currently taking this term?

11	none
33	1-14 credits
16	15-29 credits
15	30-44 credits
13	45-60 credits
12	over 60 credits

*

24 At what other types of institutions are you taking classes this term?
(Please mark all that apply)

- 81 None
- 4 High school
- 2 Vocational/technical school
- 3 Another community or technical college
- 2 4-year college/university
- 5 Other

25 How many classes are you presently taking at OTHER institutions?

- 81 None
- 6 1 class
- 3 2 classes
- 3 3 classes
- 7 4 classes or more

26 Would you recommend this college to a friend or family member?

- 97 Yes 3 No

27 How would you evaluate your entire educational experience at this college?

- 35 Excellent
- 55 Good
- 10 Fair
- 0 Poor

28 Do you have children who live with you?

- 27 Yes 73 No

31 Are you married?

- 24 Yes 76 No

32 Is English your native (first) language?

- 74 Yes 26 No

35 What is the highest academic credential you have earned?

- 7 None
- 68 High school diploma or GED
- 6 Vocational/technical certificate
- 9 Associate degree
- 8 Bachelor's degree
- 3 Master's/doctoral/professional degree

36 What is the highest level of education obtained by your:

	Father	Mother
a. Not a high school graduate	23	23
b. High school diploma or GED	19	21
c. Some college, did not complete degree	19	15
d. Associate degree	5	13
e. Bachelor's degree	14	11
f. Master's degree/1st professional	8	6
g. Doctorate degree	2	1
h. Unknown	9	9

The Community College Student Report

Instructions: It is essential that you use a No. 2 pencil to complete this survey. Mark your answers as shown in the following example: ● Correct Mark ○ ⊗ ⊘ ⊙ Incorrect Marks

1. Did you begin college at this college or elsewhere? ○ Started here ○ Started elsewhere
2. Thinking about this current academic term, how would you characterize your enrollment at this college? ○ Full-time ○ Less than full-time
3. Have you taken this survey in another class this term? ○ Yes ○ No

4. In your experiences <u>at this college</u> during the current school year, about how often have you done each of the following?	Very often	Often	Sometimes	Never
a. Asked questions in class or contributed to class discussions	<input type="radio"/>	<input type="radio"/>	<input type="radio"/>	<input type="radio"/>
b. Made a class presentation	<input type="radio"/>	<input type="radio"/>	<input type="radio"/>	<input type="radio"/>
c. Prepared two or more drafts of a paper or assignment before turning it in	<input type="radio"/>	<input type="radio"/>	<input type="radio"/>	<input type="radio"/>
d. Worked on a paper or project that required integrating ideas or information from various sources	<input type="radio"/>	<input type="radio"/>	<input type="radio"/>	<input type="radio"/>
e. Come to class without completing readings or assignments	<input type="radio"/>	<input type="radio"/>	<input type="radio"/>	<input type="radio"/>
f. Worked with other students on projects during class	<input type="radio"/>	<input type="radio"/>	<input type="radio"/>	<input type="radio"/>
g. Worked with classmates outside of class to prepare class assignments	<input type="radio"/>	<input type="radio"/>	<input type="radio"/>	<input type="radio"/>
h. Tutored or taught other students (paid or voluntary)	<input type="radio"/>	<input type="radio"/>	<input type="radio"/>	<input type="radio"/>
i. Participated in a community-based project as a part of a regular course	<input type="radio"/>	<input type="radio"/>	<input type="radio"/>	<input type="radio"/>
j. Used the Internet or instant messaging to work on an assignment	<input type="radio"/>	<input type="radio"/>	<input type="radio"/>	<input type="radio"/>
k. Used e-mail to communicate with an instructor	<input type="radio"/>	<input type="radio"/>	<input type="radio"/>	<input type="radio"/>
l. Discussed grades or assignments with an instructor	<input type="radio"/>	<input type="radio"/>	<input type="radio"/>	<input type="radio"/>
m. Talked about career plans with an instructor or advisor	<input type="radio"/>	<input type="radio"/>	<input type="radio"/>	<input type="radio"/>
n. Discussed ideas from your readings or classes with instructors outside of class	<input type="radio"/>	<input type="radio"/>	<input type="radio"/>	<input type="radio"/>
o. Received prompt feedback (written or oral) from instructors on your performance	<input type="radio"/>	<input type="radio"/>	<input type="radio"/>	<input type="radio"/>
p. Worked harder than you thought you could to meet an instructor's standards or expectations	<input type="radio"/>	<input type="radio"/>	<input type="radio"/>	<input type="radio"/>
q. Worked with instructors on activities other than coursework	<input type="radio"/>	<input type="radio"/>	<input type="radio"/>	<input type="radio"/>
r. Discussed ideas from your readings or classes with others outside of class (students, family members, co-workers, etc.)	<input type="radio"/>	<input type="radio"/>	<input type="radio"/>	<input type="radio"/>
s. Had serious conversations with students of a different race or ethnicity other than your own	<input type="radio"/>	<input type="radio"/>	<input type="radio"/>	<input type="radio"/>
t. Had serious conversations with students who differ from you in terms of their religious beliefs, political opinions, or personal values	<input type="radio"/>	<input type="radio"/>	<input type="radio"/>	<input type="radio"/>
u. Skipped class	<input type="radio"/>	<input type="radio"/>	<input type="radio"/>	<input type="radio"/>

5. During the current school year, how much has your coursework at <u>this college</u> emphasized the following mental activities?	Very much	Quite a bit	Some	Very little
a. Memorizing facts, ideas, or methods from your courses and readings so you can repeat them in pretty much the same form	<input type="radio"/>	<input type="radio"/>	<input type="radio"/>	<input type="radio"/>
b. Analyzing the basic elements of an idea, experience, or theory	<input type="radio"/>	<input type="radio"/>	<input type="radio"/>	<input type="radio"/>
c. Synthesizing and organizing ideas, information, or experiences in new ways	<input type="radio"/>	<input type="radio"/>	<input type="radio"/>	<input type="radio"/>
d. Making judgments about the value or soundness of information, arguments, or methods	<input type="radio"/>	<input type="radio"/>	<input type="radio"/>	<input type="radio"/>
e. Applying theories or concepts to practical problems or in new situations	<input type="radio"/>	<input type="radio"/>	<input type="radio"/>	<input type="radio"/>
f. Using information you have read or heard to perform a new skill	<input type="radio"/>	<input type="radio"/>	<input type="radio"/>	<input type="radio"/>

PLEASE DO NOT MARK IN THIS AREA



1575732

6. During the current school year, about how much reading and writing have you done at this college?

None	1 to 4	5 to 10	11 to 20	More than 20
<input type="radio"/>	<input type="radio"/>	<input type="radio"/>	<input type="radio"/>	<input type="radio"/>
<input type="radio"/>	<input type="radio"/>	<input type="radio"/>	<input type="radio"/>	<input type="radio"/>
<input type="radio"/>	<input type="radio"/>	<input type="radio"/>	<input type="radio"/>	<input type="radio"/>

- a. Number of assigned textbooks, manuals, books, or book-length packs of course readings
- b. Number of books read on your own (not assigned) for personal enjoyment or academic enrichment
- c. Number of written papers or reports of any length

7. Mark the response that best represents the extent to which your examinations during the current school year have challenged you to do your best work at this college.

Extremely challenging ⑦ ⑥ ⑤ ④ ③ ② ① Extremely easy

8. Which of the following have you done, are you doing, or do you plan to do while attending this college?

	I have done	I plan to do	I have not done nor plan to do
a. Internship, field experience, co-op experience, or clinical assignment	<input type="radio"/>	<input type="radio"/>	<input type="radio"/>
b. English as a second language course	<input type="radio"/>	<input type="radio"/>	<input type="radio"/>
c. Developmental/remedial reading course	<input type="radio"/>	<input type="radio"/>	<input type="radio"/>
d. Developmental/remedial writing course	<input type="radio"/>	<input type="radio"/>	<input type="radio"/>
e. Developmental/remedial math course	<input type="radio"/>	<input type="radio"/>	<input type="radio"/>
f. Study skills course	<input type="radio"/>	<input type="radio"/>	<input type="radio"/>
g. Honors course	<input type="radio"/>	<input type="radio"/>	<input type="radio"/>
h. College orientation program or course	<input type="radio"/>	<input type="radio"/>	<input type="radio"/>
i. Organized learning communities (linked courses/study groups led by faculty or counselors)	<input type="radio"/>	<input type="radio"/>	<input type="radio"/>

- a. Internship, field experience, co-op experience, or clinical assignment
- b. English as a second language course
- c. Developmental/remedial reading course
- d. Developmental/remedial writing course
- e. Developmental/remedial math course
- f. Study skills course
- g. Honors course
- h. College orientation program or course
- i. Organized learning communities (linked courses/study groups led by faculty or counselors)

9. How much does this college emphasize each of the following?

	Very much	Quite a bit	Some	Very little
a. Encouraging you to spend significant amounts of time studying	<input type="radio"/>	<input type="radio"/>	<input type="radio"/>	<input type="radio"/>
b. Providing the support you need to help you succeed at this college	<input type="radio"/>	<input type="radio"/>	<input type="radio"/>	<input type="radio"/>
c. Encouraging contact among students from different economic, social, and racial or ethnic backgrounds	<input type="radio"/>	<input type="radio"/>	<input type="radio"/>	<input type="radio"/>
d. Helping you cope with your non-academic responsibilities (work, family, etc.)	<input type="radio"/>	<input type="radio"/>	<input type="radio"/>	<input type="radio"/>
e. Providing the support you need to thrive socially	<input type="radio"/>	<input type="radio"/>	<input type="radio"/>	<input type="radio"/>
f. Providing the financial support you need to afford your education	<input type="radio"/>	<input type="radio"/>	<input type="radio"/>	<input type="radio"/>
g. Using computers in academic work	<input type="radio"/>	<input type="radio"/>	<input type="radio"/>	<input type="radio"/>

- a. Encouraging you to spend significant amounts of time studying
- b. Providing the support you need to help you succeed at this college
- c. Encouraging contact among students from different economic, social, and racial or ethnic backgrounds
- d. Helping you cope with your non-academic responsibilities (work, family, etc.)
- e. Providing the support you need to thrive socially
- f. Providing the financial support you need to afford your education
- g. Using computers in academic work

10. About how many hours do you spend in a typical 7-day week doing each of the following?

	None	1 - 5	6 - 10	11 - 20	21 - 30	More than 30
a. Preparing for class (studying, reading, writing, rehearsing, doing homework, or other activities related to your program)	<input type="radio"/>	<input type="radio"/>	<input type="radio"/>	<input type="radio"/>	<input type="radio"/>	<input type="radio"/>
b. Working for pay	<input type="radio"/>	<input type="radio"/>	<input type="radio"/>	<input type="radio"/>	<input type="radio"/>	<input type="radio"/>
c. Participating in college-sponsored activities (organizations, campus publications, student government, intercollegiate or intramural sports, etc.)	<input type="radio"/>	<input type="radio"/>	<input type="radio"/>	<input type="radio"/>	<input type="radio"/>	<input type="radio"/>
d. Providing care for dependents living with you (parents, children, spouse, etc.)	<input type="radio"/>	<input type="radio"/>	<input type="radio"/>	<input type="radio"/>	<input type="radio"/>	<input type="radio"/>
e. Commuting to and from classes	<input type="radio"/>	<input type="radio"/>	<input type="radio"/>	<input type="radio"/>	<input type="radio"/>	<input type="radio"/>

11. Mark the number that best represents the quality of your relationships with people at this college.
Your relationship with:

a. Other Students

Friendly, supportive, sense of belonging (7) (6) (5) (4) (3) (2) (1) Unfriendly, unsupportive, sense of alienation

b. Instructors

Available, helpful, sympathetic (7) (6) (5) (4) (3) (2) (1) Unavailable, unhelpful, unsympathetic

c. Administrative Personnel & Offices

Helpful, considerate, flexible (7) (6) (5) (4) (3) (2) (1) Unhelpful, inconsiderate, rigid

12. How much has YOUR EXPERIENCE AT THIS COLLEGE contributed to your knowledge, skills, and personal development in the following areas?

	Very much	Quite a bit	Some	Very little
a. Acquiring a broad general education	<input type="radio"/>	<input type="radio"/>	<input type="radio"/>	<input type="radio"/>
b. Acquiring job or work-related knowledge and skills	<input type="radio"/>	<input type="radio"/>	<input type="radio"/>	<input type="radio"/>
c. Writing clearly and effectively	<input type="radio"/>	<input type="radio"/>	<input type="radio"/>	<input type="radio"/>
d. Speaking clearly and effectively	<input type="radio"/>	<input type="radio"/>	<input type="radio"/>	<input type="radio"/>
e. Thinking critically and analytically	<input type="radio"/>	<input type="radio"/>	<input type="radio"/>	<input type="radio"/>
f. Solving numerical problems	<input type="radio"/>	<input type="radio"/>	<input type="radio"/>	<input type="radio"/>
g. Using computing and information technology	<input type="radio"/>	<input type="radio"/>	<input type="radio"/>	<input type="radio"/>
h. Working effectively with others	<input type="radio"/>	<input type="radio"/>	<input type="radio"/>	<input type="radio"/>
i. Learning effectively on your own	<input type="radio"/>	<input type="radio"/>	<input type="radio"/>	<input type="radio"/>
j. Understanding yourself	<input type="radio"/>	<input type="radio"/>	<input type="radio"/>	<input type="radio"/>
k. Understanding people of other racial and ethnic backgrounds	<input type="radio"/>	<input type="radio"/>	<input type="radio"/>	<input type="radio"/>
l. Developing a personal code of values and ethics	<input type="radio"/>	<input type="radio"/>	<input type="radio"/>	<input type="radio"/>
m. Contributing to the welfare of your community	<input type="radio"/>	<input type="radio"/>	<input type="radio"/>	<input type="radio"/>
n. Developing clearer career goals	<input type="radio"/>	<input type="radio"/>	<input type="radio"/>	<input type="radio"/>
o. Gaining information about career opportunities	<input type="radio"/>	<input type="radio"/>	<input type="radio"/>	<input type="radio"/>



13. This section has three parts. Please answer all three sections, indicating (1) HOW OFTEN you use the following services, (2) HOW SATISFIED you are with the services, and (3) HOW IMPORTANT the services are to you AT THIS COLLEGE.

	(1) Frequency of Use				(2) Satisfaction				(3) Importance		
	Often	Some-times	Rarely/ Never	Don't know/ N.A.	Very	Some- what	Not at all	N.A.	Very	Some- what	Not at all
a. Academic advising/planning	<input type="radio"/>	<input type="radio"/>	<input type="radio"/>	<input type="radio"/>	<input type="radio"/>	<input type="radio"/>	<input type="radio"/>	<input type="radio"/>	<input type="radio"/>	<input type="radio"/>	<input type="radio"/>
b. Career counseling	<input type="radio"/>	<input type="radio"/>	<input type="radio"/>	<input type="radio"/>	<input type="radio"/>	<input type="radio"/>	<input type="radio"/>	<input type="radio"/>	<input type="radio"/>	<input type="radio"/>	<input type="radio"/>
c. Job placement assistance	<input type="radio"/>	<input type="radio"/>	<input type="radio"/>	<input type="radio"/>	<input type="radio"/>	<input type="radio"/>	<input type="radio"/>	<input type="radio"/>	<input type="radio"/>	<input type="radio"/>	<input type="radio"/>
d. Peer or other tutoring	<input type="radio"/>	<input type="radio"/>	<input type="radio"/>	<input type="radio"/>	<input type="radio"/>	<input type="radio"/>	<input type="radio"/>	<input type="radio"/>	<input type="radio"/>	<input type="radio"/>	<input type="radio"/>
e. Skill labs (writing, math, etc.)	<input type="radio"/>	<input type="radio"/>	<input type="radio"/>	<input type="radio"/>	<input type="radio"/>	<input type="radio"/>	<input type="radio"/>	<input type="radio"/>	<input type="radio"/>	<input type="radio"/>	<input type="radio"/>
f. Child care	<input type="radio"/>	<input type="radio"/>	<input type="radio"/>	<input type="radio"/>	<input type="radio"/>	<input type="radio"/>	<input type="radio"/>	<input type="radio"/>	<input type="radio"/>	<input type="radio"/>	<input type="radio"/>
g. Financial aid advising	<input type="radio"/>	<input type="radio"/>	<input type="radio"/>	<input type="radio"/>	<input type="radio"/>	<input type="radio"/>	<input type="radio"/>	<input type="radio"/>	<input type="radio"/>	<input type="radio"/>	<input type="radio"/>
h. Computer lab	<input type="radio"/>	<input type="radio"/>	<input type="radio"/>	<input type="radio"/>	<input type="radio"/>	<input type="radio"/>	<input type="radio"/>	<input type="radio"/>	<input type="radio"/>	<input type="radio"/>	<input type="radio"/>
i. Student organizations	<input type="radio"/>	<input type="radio"/>	<input type="radio"/>	<input type="radio"/>	<input type="radio"/>	<input type="radio"/>	<input type="radio"/>	<input type="radio"/>	<input type="radio"/>	<input type="radio"/>	<input type="radio"/>
j. Transfer credit assistance	<input type="radio"/>	<input type="radio"/>	<input type="radio"/>	<input type="radio"/>	<input type="radio"/>	<input type="radio"/>	<input type="radio"/>	<input type="radio"/>	<input type="radio"/>	<input type="radio"/>	<input type="radio"/>
k. Services to students with disabilities	<input type="radio"/>	<input type="radio"/>	<input type="radio"/>	<input type="radio"/>	<input type="radio"/>	<input type="radio"/>	<input type="radio"/>	<input type="radio"/>	<input type="radio"/>	<input type="radio"/>	<input type="radio"/>

14. How likely is it that the following issues would cause you to withdraw from class or from this college? (Please respond to each item)

- a. Working full-time
- b. Caring for dependents
- c. Academically unprepared
- d. Lack of finances
- e. Transfer to a 4-year college or university

	Very likely	Likely	Some- what likely	Not likely
a. Working full-time	<input type="radio"/>	<input type="radio"/>	<input type="radio"/>	<input type="radio"/>
b. Caring for dependents	<input type="radio"/>	<input type="radio"/>	<input type="radio"/>	<input type="radio"/>
c. Academically unprepared	<input type="radio"/>	<input type="radio"/>	<input type="radio"/>	<input type="radio"/>
d. Lack of finances	<input type="radio"/>	<input type="radio"/>	<input type="radio"/>	<input type="radio"/>
e. Transfer to a 4-year college or university	<input type="radio"/>	<input type="radio"/>	<input type="radio"/>	<input type="radio"/>

15. How supportive are your friends of your attending this college?

- Extremely
- Quite a bit
- Somewhat
- Not very

16. How supportive is your immediate family of your attending this college?

- Extremely
- Quite a bit
- Somewhat
- Not very

17. Indicate which of the following are your reasons/goals for attending this college. (Please respond to each item)

- a. Complete a certificate program
- b. Obtain an associate degree
- c. Transfer to a 4-year college or university
- d. Obtain or update job-related skills
- e. Self-improvement/personal enjoyment
- f. Change careers

	Primary goal	Secondary goal	Not a goal
a. Complete a certificate program	<input type="radio"/>	<input type="radio"/>	<input type="radio"/>
b. Obtain an associate degree	<input type="radio"/>	<input type="radio"/>	<input type="radio"/>
c. Transfer to a 4-year college or university	<input type="radio"/>	<input type="radio"/>	<input type="radio"/>
d. Obtain or update job-related skills	<input type="radio"/>	<input type="radio"/>	<input type="radio"/>
e. Self-improvement/personal enjoyment	<input type="radio"/>	<input type="radio"/>	<input type="radio"/>
f. Change careers	<input type="radio"/>	<input type="radio"/>	<input type="radio"/>



18. Indicate which of the following are sources you use to pay your tuition at this college? (Please respond to each item)

	Major source	Minor source	Not a source
a. My own income/savings	<input type="radio"/>	<input type="radio"/>	<input type="radio"/>
b. Parent or spouse/significant other's income/savings	<input type="radio"/>	<input type="radio"/>	<input type="radio"/>
c. Employer contributions	<input type="radio"/>	<input type="radio"/>	<input type="radio"/>
d. Grants and scholarships	<input type="radio"/>	<input type="radio"/>	<input type="radio"/>
e. Student loans (bank, etc.)	<input type="radio"/>	<input type="radio"/>	<input type="radio"/>
f. Public assistance	<input type="radio"/>	<input type="radio"/>	<input type="radio"/>

19. Since high school, which of the following types of schools have you attended other than the one you are now attending? (Please mark all that apply)

- Proprietary (private) school or training program
- Public vocational-technical school
- Another community or technical college
- 4-year college or university
- None

20. When do you plan to take classes at this college again?

- I will accomplish my goal(s) during this term and will not be returning
- I have no current plan to return
- Within the next 12 months
- Uncertain

21. At this college, in what range is your overall college grade average?

- A
- A- to B+
- B
- B- to C+
- C
- C- or lower
- Do not have a GPA at this school
- Pass/fail classes only

22. When do you most frequently take classes at this college? (Mark one only)

- Day classes (morning or afternoon)
- Evening classes
- Weekend classes

23. How many TOTAL credit hours have you earned at this college, not counting the courses you are currently taking this term?

- None
- 1-14 credits
- 15-29 credits
- 30-44 credits
- 45-60 credits
- Over 60 credits

24. At what other types of institutions are you taking classes this term? (Please mark all that apply)

- None
- High school
- Vocational/technical school
- Another community or technical college
- 4-year college/university
- Other

25. How many classes are you *presently* taking at OTHER institutions?

- None
- 1 class
- 2 classes
- 3 classes
- 4 classes or more

26. Would you recommend this college to a friend or family member?

- Yes
- No

27. How would you evaluate your entire educational experience at this college?

- Excellent
- Good
- Fair
- Poor

28. Do you have children who live with you?

- Yes
- No

29. Mark your age group.

- Under 18
- 18 to 19
- 20 to 21
- 22 to 24
- 25 to 29
- 30 to 39
- 40 to 49
- 50 to 64
- 65+

30. Your sex:

- Male
- Female

31. Are you married?

- Yes
- No

32. Is English your native (first) language?

- Yes
- No

33. Are you an international student or foreign national?

- Yes No

34. What is your racial identification? (Mark only one)

- American Indian or other Native American
- Asian, Asian American or Pacific Islander
- Native Hawaiian
- Black or African American, Non-Hispanic
- White, Non-Hispanic
- Hispanic, Latino, Spanish
- Other

35. What is the highest academic credential you have earned?

- None
- High school diploma or GED
- Vocational/technical certificate
- Associate degree
- Bachelor's degree
- Master's/doctoral/professional degree

36. What is the highest level of education obtained by your:

	Father	Mother
a. Not a high school graduate	<input type="radio"/>	<input type="radio"/>
b. High school diploma or GED	<input type="radio"/>	<input type="radio"/>
c. Some college, did not complete degree	<input type="radio"/>	<input type="radio"/>
d. Associate degree	<input type="radio"/>	<input type="radio"/>
e. Bachelor's degree	<input type="radio"/>	<input type="radio"/>
f. Master's degree/1st professional	<input type="radio"/>	<input type="radio"/>
g. Doctorate degree	<input type="radio"/>	<input type="radio"/>
h. Unknown	<input type="radio"/>	<input type="radio"/>

37. Using the list provided, please fill in the bubbles that correspond to the code indicating your program or major. Using the first column, indicate the first number in the program code, using the second column, indicate the second number in the program code.

0	0
1	1
2	2
3	3
4	
5	
6	
7	
8	
9	

38. Please provide your student identification number by filling in the corresponding bubbles. For example, in the first column, indicate the first number or letter in your student ID number, and so forth. (OPTIONAL)

(Please begin here)

A	A	A	A	A	A	A	A	A	A	A	A	A	A	A	A
B	B	B	B	B	B	B	B	B	B	B	B	B	B	B	B
C	C	C	C	C	C	C	C	C	C	C	C	C	C	C	C
D	D	D	D	D	D	D	D	D	D	D	D	D	D	D	D
E	E	E	E	E	E	E	E	E	E	E	E	E	E	E	E
F	F	F	F	F	F	F	F	F	F	F	F	F	F	F	F
G	G	G	G	G	G	G	G	G	G	G	G	G	G	G	G
H	H	H	H	H	H	H	H	H	H	H	H	H	H	H	H
I	I	I	I	I	I	I	I	I	I	I	I	I	I	I	I
J	J	J	J	J	J	J	J	J	J	J	J	J	J	J	J
K	K	K	K	K	K	K	K	K	K	K	K	K	K	K	K
L	L	L	L	L	L	L	L	L	L	L	L	L	L	L	L
M	M	M	M	M	M	M	M	M	M	M	M	M	M	M	M
N	N	N	N	N	N	N	N	N	N	N	N	N	N	N	N
O	O	O	O	O	O	O	O	O	O	O	O	O	O	O	O
P	P	P	P	P	P	P	P	P	P	P	P	P	P	P	P
Q	Q	Q	Q	Q	Q	Q	Q	Q	Q	Q	Q	Q	Q	Q	Q
R	R	R	R	R	R	R	R	R	R	R	R	R	R	R	R
S	S	S	S	S	S	S	S	S	S	S	S	S	S	S	S
T	T	T	T	T	T	T	T	T	T	T	T	T	T	T	T
U	U	U	U	U	U	U	U	U	U	U	U	U	U	U	U
V	V	V	V	V	V	V	V	V	V	V	V	V	V	V	V
W	W	W	W	W	W	W	W	W	W	W	W	W	W	W	W
X	X	X	X	X	X	X	X	X	X	X	X	X	X	X	X
Y	Y	Y	Y	Y	Y	Y	Y	Y	Y	Y	Y	Y	Y	Y	Y
Z	Z	Z	Z	Z	Z	Z	Z	Z	Z	Z	Z	Z	Z	Z	Z
0	0	0	0	0	0	0	0	0	0	0	0	0	0	0	0
1	1	1	1	1	1	1	1	1	1	1	1	1	1	1	1
2	2	2	2	2	2	2	2	2	2	2	2	2	2	2	2
3	3	3	3	3	3	3	3	3	3	3	3	3	3	3	3
4	4	4	4	4	4	4	4	4	4	4	4	4	4	4	4
5	5	5	5	5	5	5	5	5	5	5	5	5	5	5	5
6	6	6	6	6	6	6	6	6	6	6	6	6	6	6	6
7	7	7	7	7	7	7	7	7	7	7	7	7	7	7	7
8	8	8	8	8	8	8	8	8	8	8	8	8	8	8	8
9	9	9	9	9	9	9	9	9	9	9	9	9	9	9	9

Additional Items (Please respond to these items if requested)

1.	A	B	C	D	E
2.	A	B	C	D	E
3.	A	B	C	D	E
4.	A	B	C	D	E
5.	A	B	C	D	E
6.	A	B	C	D	E
7.	A	B	C	D	E
8.	A	B	C	D	E
9.	A	B	C	D	E
10.	A	B	C	D	E
11.	A	B	C	D	E
12.	A	B	C	D	E
13.	A	B	C	D	E
14.	A	B	C	D	E
15.	A	B	C	D	E
16.	A	B	C	D	E
17.	A	B	C	D	E
18.	A	B	C	D	E
19.	A	B	C	D	E
20.	A	B	C	D	E

Your responses will remain confidential and individual responses will not be reported.

Thank you for sharing your views.

PLEASE DO NOT MARK IN THIS AREA

