



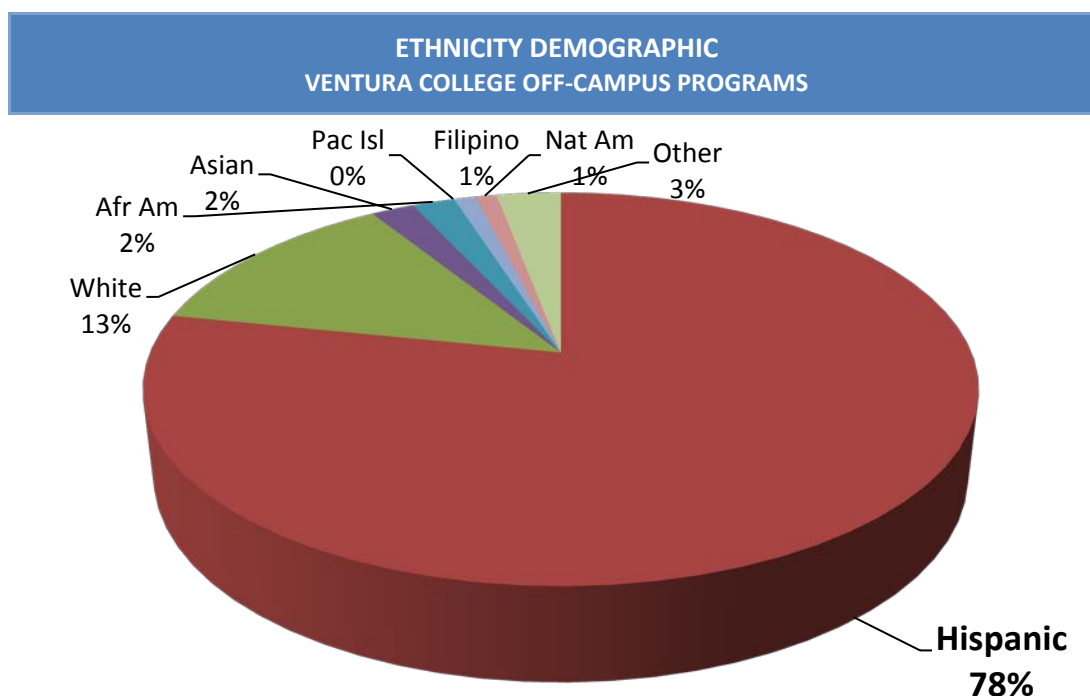
Off-Campus Programs Program Review 2013-2014

Operating Data

1. Service Data

What populations are served by the program?

The emphasis for Off-Campus Programs is on serving the educational needs of the diverse populations of the Santa Clara River Valley. While Ventura College has grown to 51% Hispanic students, Off-Campus Programs serves **78%** Latino students. The department is a vital and indispensable piece in Ventura College's support of Hispanic student success in higher education and in the college's special recognition as an HSI (Hispanic Serving Institution).

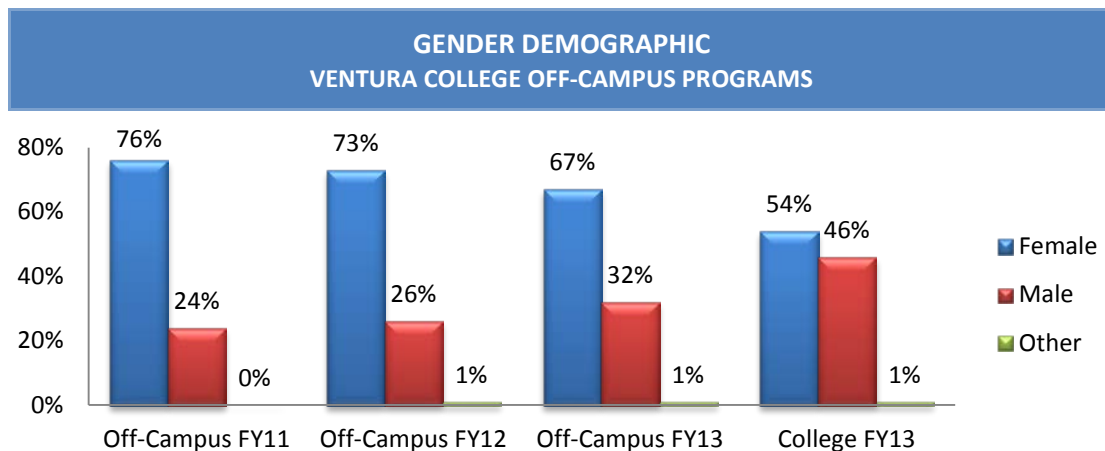


HISPANIC DEMOGRAPHIC FOR THE SANTA CLARA RIVER VALLEY		
Per the United States Census Bureau		
RESIDENTIAL AREA	POPULATION	% OF HISPANIC
Santa Paula	29,624	79.5%
Fillmore	15,157	74.7%
Piru	2,063	84.7%

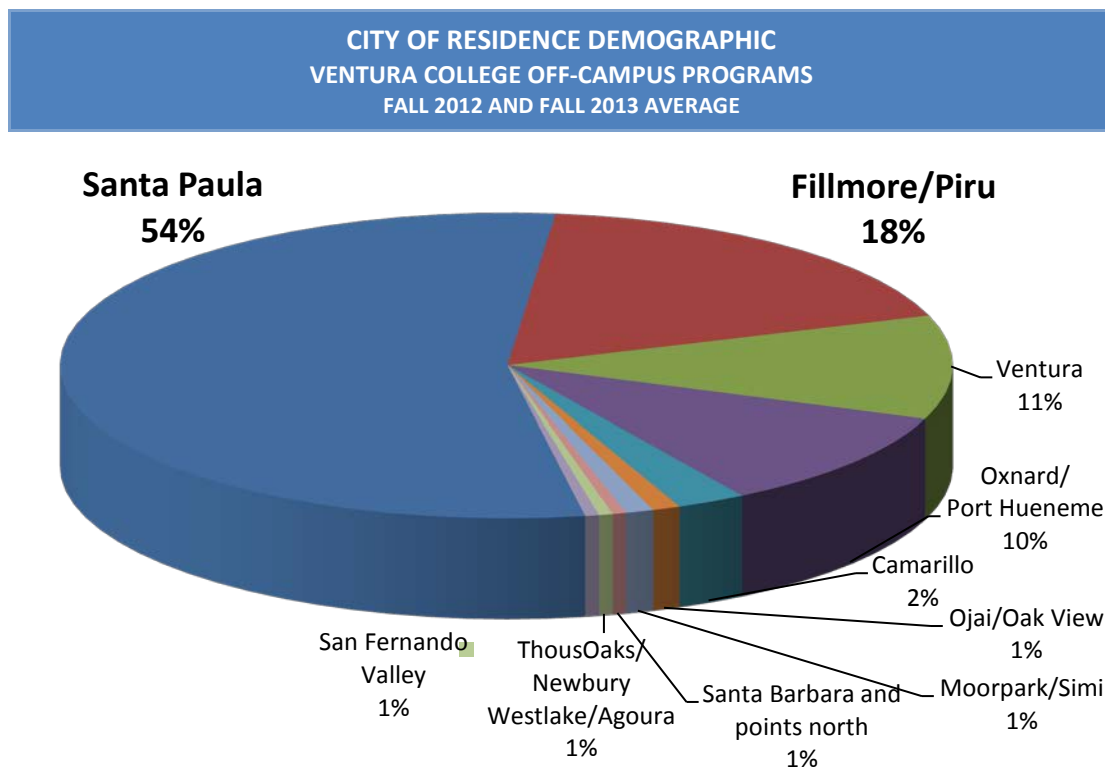


Off-Campus Programs Program Review 2013-2014

In prior years there has been a glaring gender discrepancy among off-campus students compared to the almost-balanced representation of male and female college-wide. The gender gap has been decreasing over time, which may be attributed to more business and criminal justice classes yielding more male students. The community will benefit from career-technical programs such as the reserve academy, agriculture, or other short-term workforce training offered locally. This will increase education and employment skills in the underrepresented Hispanic males of the community.



A common misconception is that classes offered off-campus are primarily an “over-flow” for students who cannot get into classes at main campus thereby forcing students to commute to Santa Paula. Contrary to this belief, data demonstrates that approximately **72%** of students enrolled in Off-Campus classes are residents of Santa Paula, Fillmore, and Piru.





Off-Campus Programs Program Review 2013-2014

How many students, classes, etc., have been served by the program over the last two years (per semester)?

The number of sections, WSCH ratio targets, and census numbers have dropped significantly since 2010. During the college's efforts to reduce budgets during the recession, Off-Campus programs encountered a substantial cut to personnel, discontinuance of programs, and a reduction in student services. These factors negatively affected services that could be provided to students and the ability to meet positive productivity measures.

Now that the college is restoring programs, emphasis should be placed on reinstating classes, establishing a consistent, relevant sequence of classes, offering workforce training programs that meet the needs of the population being served, and sufficient support in student services and learning resources to facilitate student success.

An initiative has been developed for Off-Campus Programs to have its own allocation of instructional course sections, and the administration overseeing Off-Campus Programs will be held responsible for working within this designated number of sections to meet the same productivity targets as other instructional units.

PRODUCTIVITY VENTURA COLLEGE OFF-CAMPUS PROGRAMS			
SEMESTER	NO OF SECTIONS	WSCH	CENSUS
Fall 2010	43	4757.7	871
Spring 2011	33	3538.9	721
Summer 2011	0	0	0
Fall 2011	32	3176.7	716
Spring 2012	31	3498.5	856
Summer 2012	0	0	0
Fall 2012	24	2727	684
Spring 2013	24	2642	669
Summer 2013	0	0	0
Fall 2013	27	2138.8	557