

VC English

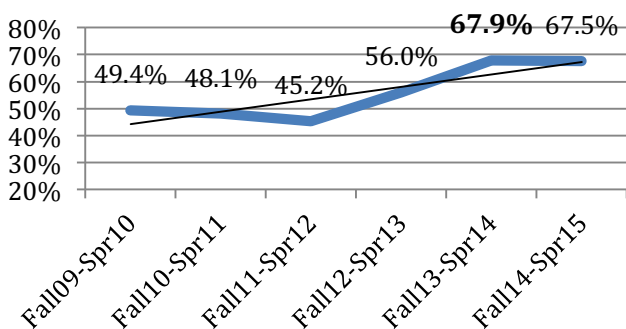
Fall 2015 Basic Skills Cohort Tracker Report: English V02

In response to low continuation rates from V02 into V01A, the English faculty began a program-wide effort to advise students to enroll immediately in the next course in the sequence in spring semester 2012. Instructors also provided simple worksheets to encourage students to pick several classes that fit their schedules. The chair emails faculty each semester to encourage this practice.

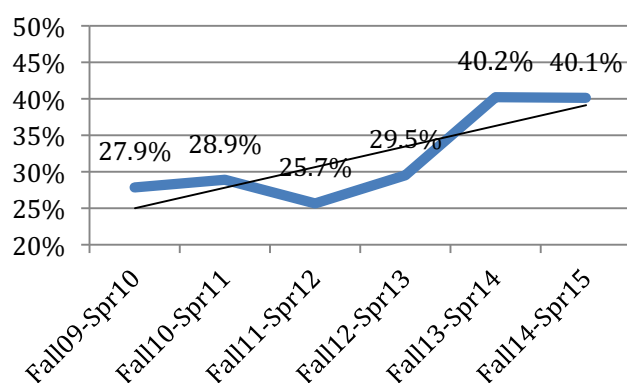
	Students	Success	V02 Success Rate	Continuation	Students	Success	V01A Success Rate	V01A Success Rate: Original Cohort
Fall09-Spr10	585	437	75%	49.4%	216	163	75%	27.9%
Fall10-Spr11	539	397	74%	48.1%	191	156	82%	28.9%
Fall11-Spr12	572	431	75%	45.2%	195	147	75%	25.7%
Fall12-Spr13	603	430	71%	56.0%	241	178	74%	29.5%
Fall13-Spr14	497	386	78%	67.9%	262	200	76%	40.2%
Fall14-Spr15	578	455	79%	67.5%	307	232	76%	40.1%
		AVG:	75.2%	55.7%		AVG:	76.2%	36.6%

As of Fall 2011, 45.3% of successful V02 students enrolled immediately in English 1A, and 25.7% of the original V02 cohort passed English 1A by the end of spring semester. As of Fall 2014, 67.5% percent of students who passed English 2 enrolled in English 1A for Spring 2014, and 40.1% percent of the fall cohort passed English 1A within two semesters.

ENGL V02 Cohort: Percent Who Enroll in V01A Immediately after Passing V02



ENGL V02 Cohort: Percent Who Pass V01A within Two Semesters



The continuation rate from V02 to V01A jumped by over 22 percentage points from 2011-2012 to 2014-2015, and in the same period, the success rate of the V02 cohort in V01A increased by more than 14 percentage points.

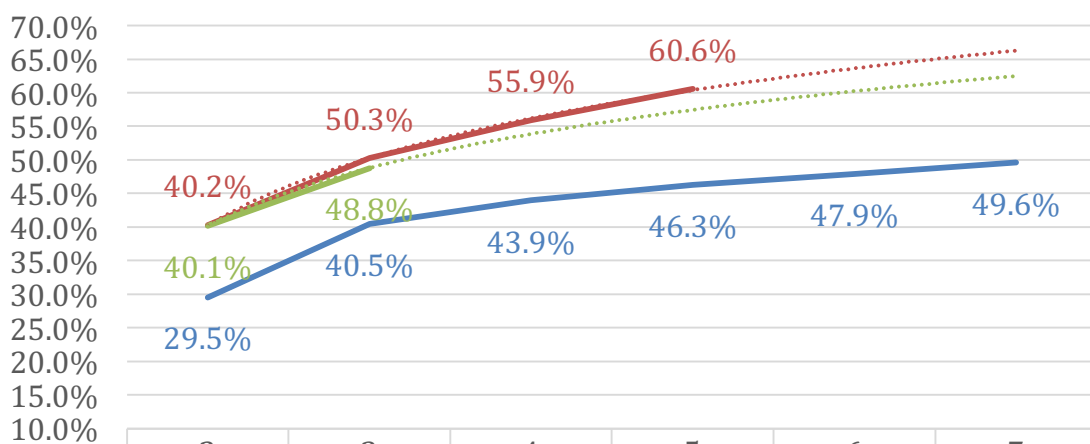
ENGL V02 Cohorts Tracked Over Six Semesters

The increased continuation rate from V02 to V01A has the potential to show significant increases in student success rate in V01A. Over six semesters, on average only 50.3% of V02 students pass V01A over six semesters.

	ENGL V02						ENGLV01A		
	Students	Success	Success Rate	Continuation Rate	Attrition	Students	Success	Success Rate	Percent of Cohort Passing 1A
F09-S12	586	460	78.5%	75.0%	115	345	291	84.3%	49.7%
F10-S13	543	423	77.9%	79.2%	88	335	290	86.6%	53.4%
F11-S14	572	454	79.4%	77.1%	104	350	291	83.1%	50.9%
F12-S15	603	463	76.8%	76.5%	109	354	286	80.8%	47.4%
		AVG:	78.1%	76.9%	416		AVG:	83.7%	50.3%

Since the English faculty began to consciously advise students to stay in the sequence, the increased continuation rate has resulted in a higher success rate in V01A. After six semesters, only 47.9% of the Fall 2012 V02 cohort had passed V01A. As the chart below indicates, both the Fall 2013 and Fall 2014 V02 cohorts are on track to surpass a 50% success rate in V01A in a much shorter time frame.

ENGL V02 Cohorts: Percent passing V01A by number of semesters enrolled



As of fall 2015, 60.6% of the Fall 2013 V02 cohort has passed V01A after five semesters, and 48.8% of the Fall 2014 V02 cohort has completed V01A in just three semesters.