



VENTURA COLLEGE
Student Health Center

SPRING 2016
RESULTS OF STUDENT SURVEY
.....
SHOULD VENTURA COLLEGE
BECOME A SMOKE-FREE CAMPUS

◆ ◆ ◆ ◆ ◆ ◆ ◆ ◆
Mary Jones, RN, MN
Professor
and
Coordinator
Student Health Center

Report prepared by
Michael J. Callahan
Office of Research and Evaluation
May 18, 2016

■ BACKGROUND

The Ventura College Student Health Center provides medical services to VC students. Mary Jones, Coordinator of the Student Health Center, is also the co-chair of the Ventura College Safety and Wellness Work Group, which is recommending that Ventura College become a **completely smoke-free** campus. Currently, smoking tobacco products is permitted **only** in college parking lots. Under the smoke-free recommendation, smoking would be **prohibited everywhere** on campus.

To determine whether students support the proposal to make Ventura College a completely smoke-free campus, a survey was designed by Mary Jones and Michael Callahan, VC Institutional Researcher. The survey was anonymous and consisted of three closed-end questions and a comments section. After the survey questions were finalized, the survey was created in SurveyMonkey and a hyperlink to the survey was emailed to spring 2016 Ventura College students on April 28th. The survey collector was closed on May 17th, 19 days after the survey link was emailed to students.

■ SURVEY POPULATION AND RESPONSE RATE

Invitations to participate in the survey were sent to **12,801** spring 2016 Ventura College students. The table below indicates the method used to obtain the survey population.

<u>Student Category</u>	<u>Number</u>
Spring 2016 VC students – 18 years of age and older	12,116
Less: No email address	- <u>31</u>
Sub-total: Students who were emailed the survey link	12,085
Less: Emails Returned as “Undeliverable”	- <u>4</u>
Survey Population	12,081

A total of **1,158** surveys were completed, for a **response rate** of **9.6%** $[(1,158 \div 12,081) \times 100]$.

Statistically, a minimum of **372** respondents would be necessary to meet generally accepted educational research standards (**95%** confidence level and $\pm .05$ confidence interval) for a survey population of **12,081**.

With **1,158** survey respondents, there is a high probability (**99%** certainty) that response percentages are within ± 3.6 percentage points of that which would be expected of the entire survey population.

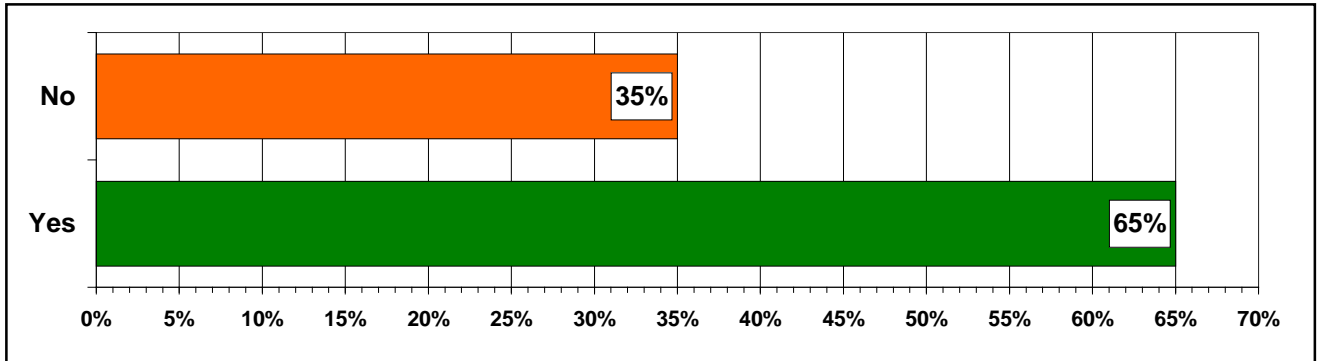
■ SURVEY RESULTS

<u>Item</u>	<u>Page</u>
Question 1	2
Question 2	2
Question 3	3
Cross Tabulation	3

SPRING 2016 – STUDENT SURVEY REGARDING A SMOKE-FREE CAMPUS

• **Question 1**

Are you in favor of VC becoming a completely smoke-free campus?

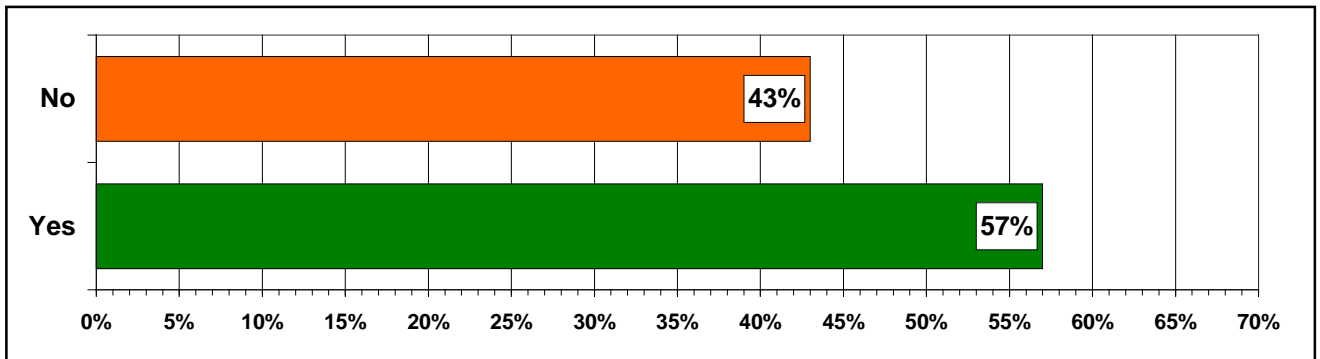


Distribution of Survey Respondents

Response Category	Respondents		Relevant Responses	
	Number	Percent	Number	Percent
Yes	713	61.6%	713	64.8%
No	387	33.4%	387	35.2%
Not sure or no opinion	58	5.0%	---	---
Totals	1,158	100.0%	1,100	100.0%

• **Question 2**

If VC becomes a smoke-free campus, should there be fines for smoking on campus?



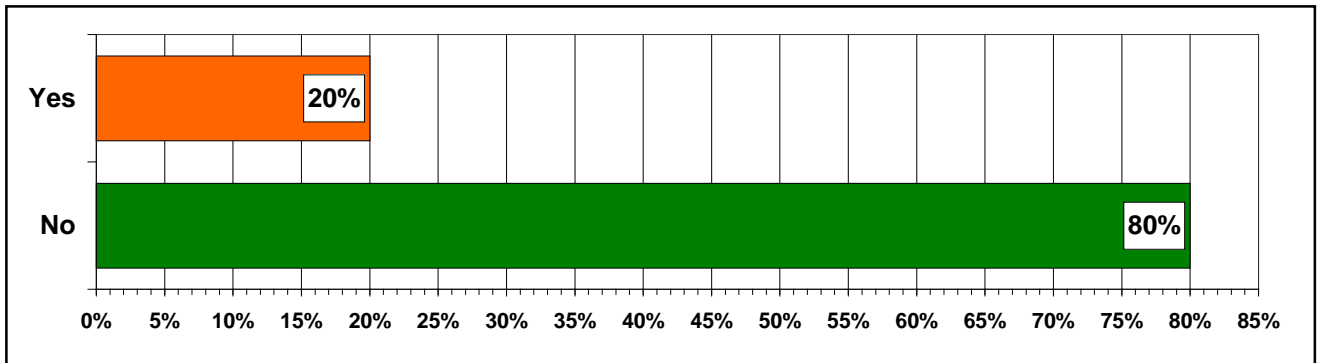
Distribution of Survey Respondents

Response Category	Respondents		Relevant Responses	
	Number	Percent	Number	Percent
Yes	588	50.8%	588	57.0%
No	443	38.2%	443	43.0%
Not sure or no opinion	127	11.0%	---	---
Totals	1,158	100.0%	1,031	100.0%

SPRING 2016 – STUDENT SURVEY REGARDING A SMOKE-FREE CAMPUS

• **Question 3**

Do you vape, smoke, or use other tobacco products?



Distribution of Survey Respondents

Response Category	Respondents		Relevant Responses	
	Number	Percent	Number	Percent
Yes	234	20.2%	234	20.3%
No	920	79.5%	920	79.7%
Blank response	4	0.3%	---	---
Totals	1,158	100.0%	1,154	100.0%

• **Cross Tabulation of Question 1 and Question 3**

In the contingency table below, respondents' answers to Question 1 are compared to their answers to Question 3.

It is interesting to note that **6% (41)** of students who are in **favor** of a smoke-free campus **are** vapers, smokers, or users of other tobacco products.

Conversely, **54% (210)** of students who are **not** in **favor** of a smoke-free campus are **not** vapers, smokers, or users of other tobacco products.

Contingency Table

Q.1 Should VC become a smoke-free campus?	Total Responses	Q.3 Do you vape, smoke, use other tobacco products?		
		Yes	No	Blank
Yes	713	41	668	4
No	387	177	210	0
Not sure or no opinion	58	16	42	0
Totals	1,158	234	920	4