

# Occupation Overview

Emsi Q2 2016 Data Set

August 2016



4667 Telegraph Rd  
Ventura, California 93003-3872  
(805) 654-6400

# Parameters

## Occupations

Code	Description
11-9021	Construction Managers

## Regions

Code	Description
6111	Ventura County, CA

## Timeframe

2016 - 2022

## Datarun

2016.2 - QCEW Employees

# Construction Managers in Ventura County, CA

Construction Managers (SOC 11-9021):

Plan, direct, or coordinate, usually through subordinate supervisory personnel, activities concerned with the construction and maintenance of structures, facilities, and systems. Participate in the conceptual development of a construction project and oversee its organization, scheduling, budgeting, and implementation. Includes managers in specialized construction fields, such as carpentry or plumbing.

Sample of Reported Job Titles:

Construction Superintendent

General Contractor

Construction Manager

Senior Site Manager

Project Superintendent

Project Manager

Project Executive

Job Superintendent

Construction Foreman

Construction Area Manager

Related O\*NET Occupation:

Construction Managers (11-9021.00)

## Occupation Summary for Construction Managers

<p><b>426</b> Jobs (2016) 21% <b>below</b> National average</p>	<p><b>+7.5%</b> % Change (2016-2022) Nation: <b>+3.7%</b></p>	<p><b>\$50.90/hr</b> Median Hourly Earnings Nation: \$41.71/hr</p>
---	---	--

## Growth for Construction Managers (11-9021)

426

2016 Jobs

458

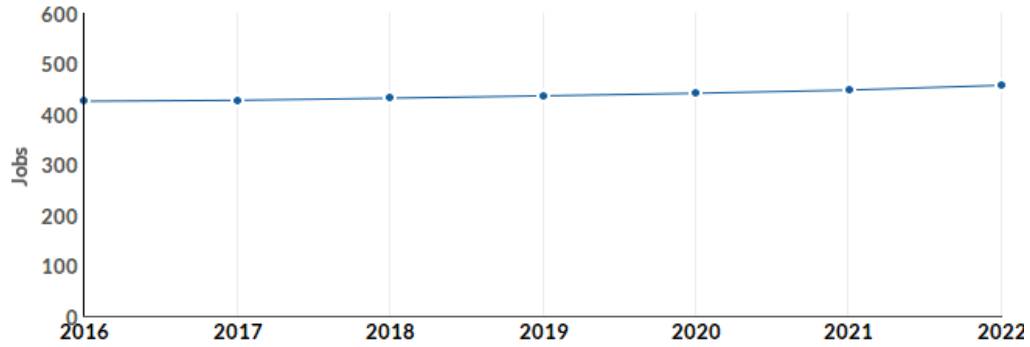
2022 Jobs

32

Change (2016-2022)

7.5%

% Change (2016-2022)



## Percentile Earnings for Construction Managers (11-9021)

\$36.41/hr

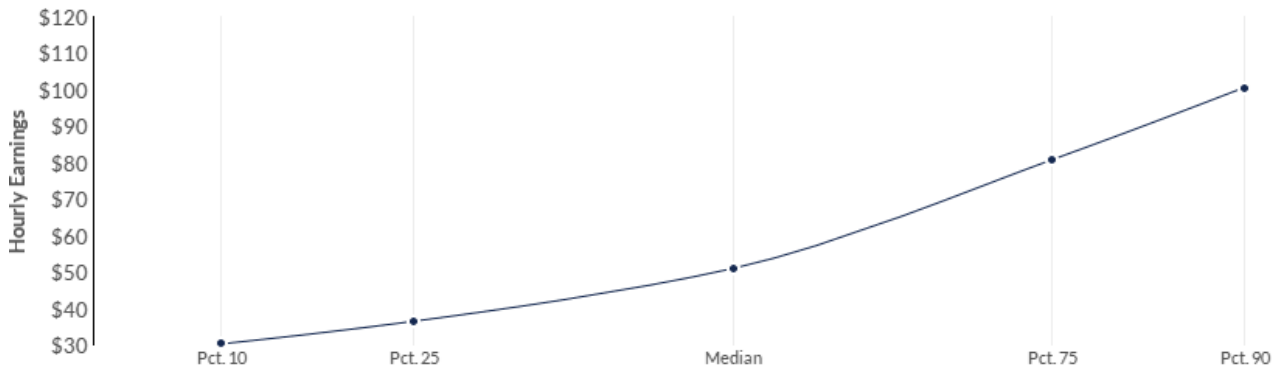
25th Percentile Earnings

\$50.90/hr

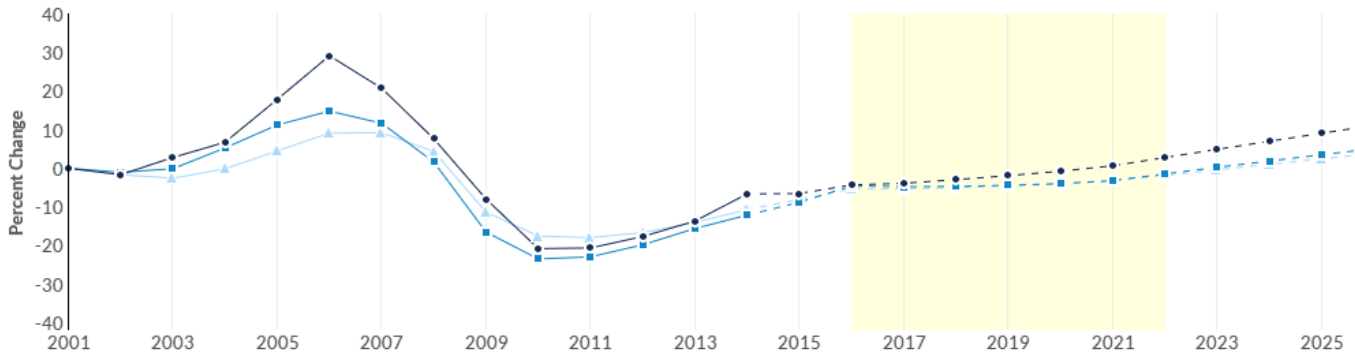
Median Earnings

\$80.79/hr

75th Percentile Earnings



# Regional Trends



Region	2016 Jobs	2022 Jobs	Change	% Change
● Region	426	458	32	7.5%
■ State	28,233	29,161	928	3.3%
▲ Nation	240,609	249,625	9,016	3.7%

## Regional Breakdown



\* Highlighted areas show counties that contain the selected zip codes

ZIP	2022 Jobs
Simi Valley, CA 93065 (in Ventura county)	60
Ventura, CA 93003 (in Ventura county)	57
Thousand Oaks, CA 91360 (in Ventura county)	29
Thousand Oaks, CA 91362 (in Ventura county)	28
Newbury Park, CA 91320 (in Ventura county)	27

## Job Postings Summary

992

Unique Postings (Apr 2011 - May 2016)  
4,064 Total Postings

4 : 1

Posting Intensity (Apr 2011 - May 2016)

Regional Average: 6 : 1

There were 4,064 total job postings for *Construction Managers* from April 2011 to May 2016, of which 992 were unique. These numbers give us a Posting Intensity of 4-to-1, meaning that for every 4 postings there is 1 unique job posting.

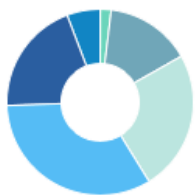
This is lower than the Posting Intensity for all other occupations and companies in the region (6-to-1), indicating that companies may not be trying as hard to hire this position.

## Occupation Gender Breakdown



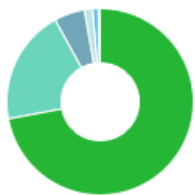
Gender	2016 Jobs	2016 Percent
● Males	373	87.4%
● Females	54	12.6%

## Occupation Age Breakdown



Age	2016 Jobs	2016 Percent
14-18	0	0.0%
19-24	8	1.9%
25-34	63	14.9%
35-44	104	24.4%
45-54	142	33.2%
55-64	84	19.8%
65+	25	5.8%

## Occupation Race/Ethnicity Breakdown



Race/Ethnicity	2016 Jobs	2016 Percent
White	307	72.1%
Hispanic or Latino	85	19.9%
Asian	23	5.3%
Black or African American	6	1.4%
Two or More Races	4	0.9%
American Indian or Alaska Native	1	0.2%
Native Hawaiian or Other Pacific Islander	1	0.1%



## National Educational Attainment



Education Level	2016 Percent
Less than high school diploma	6.9%
High school diploma or equivalent	26.3%
Some college, no degree	24.3%
Associate's degree	8.5%
Bachelor's degree	27.9%
Master's degree	5.3%
Doctoral or professional degree	0.8%

## Occupational Programs

<b>3</b> Programs (2014)	<b>576</b> Completions (2014)	<b>6</b> Openings (2014)
-----------------------------	----------------------------------	-----------------------------

CIP Code	Program	Completions (2014)
52.0201	Business Administration and Management, General	565
52.0101	Business/Commerce, General	11
52.2001	Construction Management	0

## Industries Employing Construction Managers

Industry	Occupation Jobs in Industry (2016)	% of Occupation in Industry (2016)	% of Total Jobs in Industry (2016)
Residential Remodelers	67	15.6%	4.5%
Commercial and Institutional Building Construction	59	13.9%	7.0%
New Single-Family Housing Construction (except For-Sale Builders)	43	10.1%	4.5%
Plumbing, Heating, and Air-Conditioning Contractors	31	7.3%	1.5%
Electrical Contractors and Other Wiring Installation Contractors	27	6.4%	1.6%

# Appendix A - Data Sources and Calculations

## Location Quotient

Location quotient (LQ) is a way of quantifying how concentrated a particular industry, cluster, occupation, or demographic group is in a region as compared to the nation. It can reveal what makes a particular region unique in comparison to the national average.

## Occupation Data

Emsi occupation employment data are based on final Emsi industry data and final Emsi staffing patterns. Wage estimates are based on Occupational Employment Statistics (QCEW and Non-QCEW Employees classes of worker) and the American Community Survey (Self-Employed and Extended Proprietors). Occupational wage estimates also affected by county-level Emsi earnings by industry.

## CareerBuilder/Emsi Job Postings

Job postings are collected from various sources and processed/enriched by Careerbuilder to provide information such as standardized company name, occupation, skills, and geography. Emsi performs additional filtering and processing to improve compatibility with Emsi data.

## Completers Data

The completers data in this report is taken directly from the national IPEDS database published by the U.S. Department of Education's National Center for Education Statistics.

## Institution Data

The institution data in this report is taken directly from the national IPEDS database published by the U.S. Department of Education's National Center for Education Statistics.

## State Data Sources

This report uses state data from the following agencies: California Labor Market Information Department