

# Career & Technical Education (CTE) Employment Outcomes Survey 2015 Ventura College

## Background

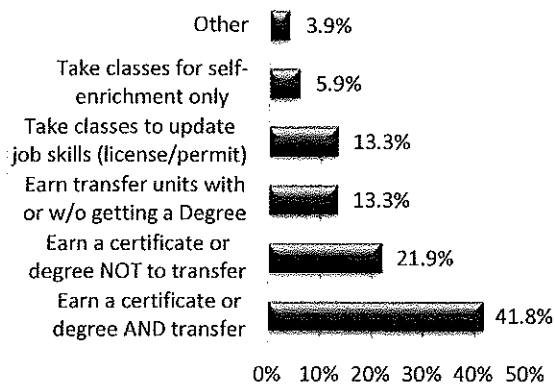
Skills-building students from Ventura College were surveyed if they met one of the following criteria in 2012-2013, and did not enroll in 2013-2014: earned a certificate of 6 or more units, earned a vocational degree, or earned 9+ CTE units. The survey was administered in early 2015 by e-mail, telephone and US mail. The survey addressed student perceptions of their CTE program, employment outcomes, and how their coursework and training relate to their current career.

A total of 1,414 students were surveyed and 256 unduplicated students responded, 72 of whom responded by e-mail (28.1%), 133 by telephone (52.0%), and 51 (19.9%) by US Mail, for a total overall response rate of 18.1%.

## Results

- Respondents were asked their primary reason for studying at Ventura College, and the majority (63.7%) indicated earning a certificate or degree (with or without transfer). Figure 1 shows the results.

**Figure 1. Primary reason for studying**



- Respondents were asked why they stopped taking classes at Ventura College. Here are the most frequently cited reasons, in rank order of frequency:

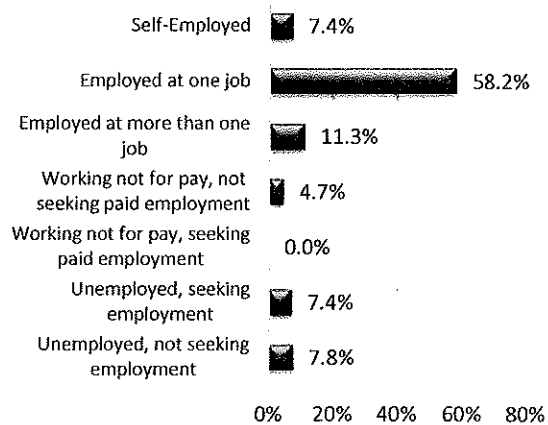
- ✓ My goals were met (124)
- ✓ I completed the program (102)
- ✓ Transferred to another school (86)
- ✓ I got a job (58)

- 44.5% of former students were “very satisfied” with the education and training they received at Ventura College, and 44.9% were “satisfied” for an overall satisfaction rate of 89.5%.

- 41.4% of respondents indicated they had transferred to another College or University.

- 77.0% of respondents are employed for pay. Figure 2 shows the results.

**Figure 2. Current Employment Status**



- Overall, statewide, students who transferred have 1.9 times the likelihood of being unemployed and not seeking employment (6.2% for not transferring vs. 11.9% for transferring), likely because they are enrolled at a four year institution.

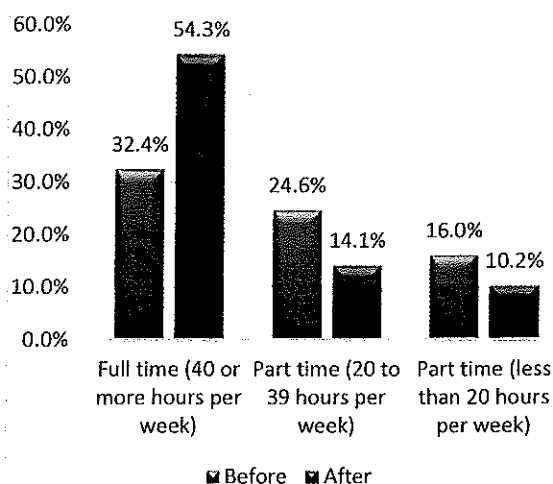
- Respondents were asked, if currently employed, how closely related their job is to their field of study at Ventura College. 41.8% indicated they are working in the same field as their studies and training, followed 23.1% indicating they work in a field that is “close” to their studies and training, and 35.1% indicated their job is not related to their studies. When asked if they were actively seeking a job in another field, 78.1% of employed respondents said no.

- Of those respondents who engaged in a job search after finishing their studies, 78.0% reported finding a job and 22.0% were still looking. Of those with a successful job search, 81.3% found a job within six months (66.7% within three months).

- Of currently employed respondents, 11.4% had been employed at their current job less than six months, 16.8% between six months and one year, 26.7% between one and two years, 9.4% between two and three years and 35.6% had been employed at their current job for more than three years.

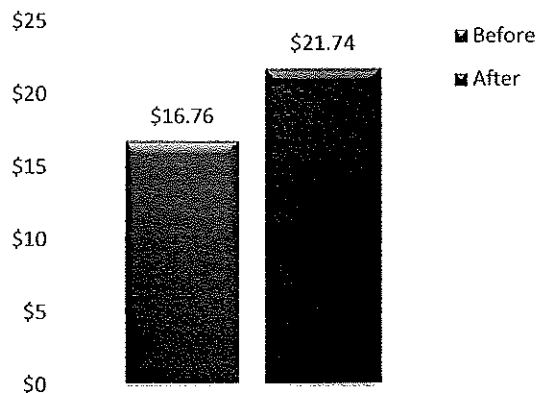
- Before their studies, 32.4% of respondents worked full time. After completing their studies, 54.3% work full time. Figure 3 shows the results.

**Figure 3. Work status before studies/training and after**



- The hourly wage of all respondents increased 29.7% from their hourly wage before their studies (\$16.76) to their hourly wage after completing their studies (\$21.74). Figure 4 shows the results.

**Figure 4. Earnings before studies/training and after**



- Respondents, including those who had transferred, were asked what impact their coursework had on their employment. Here are the responses, listed in rank order of frequency:

- ✓ Prepared me for a possible new job (68)
- ✓ Enabled me to learn skills that allowed me to get a job at a new organization (37)
- ✓ No impact on my employment (36)
- ✓ Enabled me to learn skills that allowed me to stay in my current job (28)
- ✓ Enabled me to start my own business (15)
- ✓ Enabled me to learn skills that allowed me to get a promotion at my same organization (14)

### Summary and Conclusions

The results of the survey showed that completing CTE studies and training – whether or not a credential is earned, whether or not a student transfers – is related to positive employment outcomes. The preponderance of respondents are employed, are working in the same field as their studies or training, and are working full time. Respondents overall posted a 29.7% increase in their hourly wage after completing their studies at Ventura College and the vast majority were satisfied with the education and training they received.

# Career & Technical Education (CTE) Employment Outcomes Survey 2015 Statewide

## Background


Skills-building students Statewide were surveyed if they met one of the following criteria in 2012-2013, and did not enroll in 2013-2014: earned a certificate of 6 or more units, earned a vocational degree, or earned 9+ CTE units. The survey was administered in early 2015 by e-mail, telephone and US mail. The survey addressed student perceptions of their CTE program, employment outcomes, and how their coursework and training relate to their current career.

A total of 57,708 students were surveyed and 14,125 unduplicated students responded, 4,100 of whom responded by e-mail (29.0%), 7,667 by telephone (54.3%), and 2,358 (16.7%) by US Mail, for a total overall response rate of 25.0%.

## Results

- Respondents were asked their primary reason for studying, and the majority (62.9%) indicated earning a certificate or degree (with or without transfer). Figure 1 shows the results.

**Figure 1. Primary reason for studying**



- Respondents were asked why they stopped taking classes. Here are the most frequently cited reasons, in rank order of frequency:

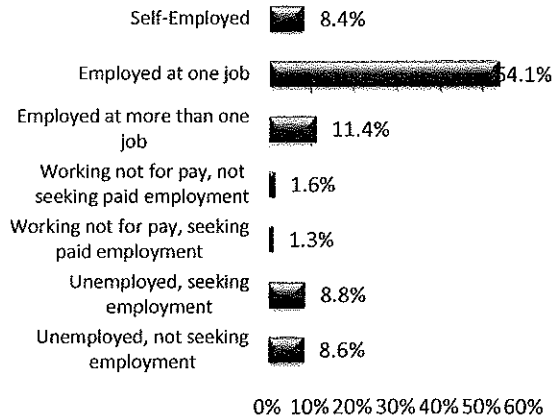
- ✓ My goals were met (6,865)
- ✓ I completed the program (6,113)
- ✓ Transferred to another school (4,373)
- ✓ I got a job (3,800)

- 53.0% of former students were “very satisfied” with the education and training they received, and 38.4% were “satisfied” for an overall satisfaction rate of 91.3%.

- 40.0% of respondents indicated they had transferred to another College or University.

- 73.9% of respondents are employed for pay. Figure 2 shows the results.

**Figure 2. Current Employment Status**



- Overall, statewide, students who transferred have 1.9 times the likelihood of being unemployed and not seeking employment (6.2% for not transferring vs. 12.0% for transferring), likely because they are enrolled at a four year institution.

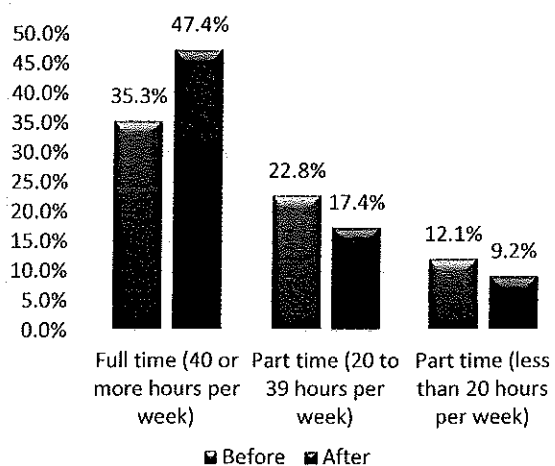
- Respondents were asked, if currently employed, how closely related their job is to their field of study. 45.0% indicated they are working in the same field as their studies and training, followed by 24.4% indicating they work in a field that is “close” to their studies and training, and 30.6% indicated their job is not related to their studies. When asked if they were actively seeking a job in another field, 77.1% of employed respondents said no.

- Of those respondents who engaged in a job search after finishing their studies, 79.4% reported finding a job and 20.6% were still looking. Of those with a successful job search, 81.7% found a job within six months (65.2% within three months).

- Of currently employed respondents, 17.1% had been employed at their current job less than six months, 16.8% between six months and one year, 23.6% between one and two years, 13.2% between two and three years and 29.4% had been employed at their current job for more than three years.

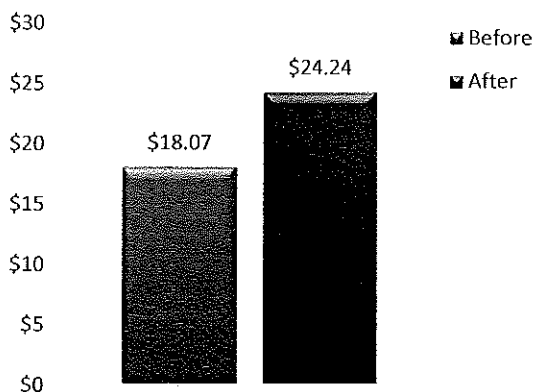
- Before their studies, 35.3% of respondents worked full time. After completing their studies, 47.4% work full time. Figure 3 shows the results.

**Figure 3. Work status before studies/training and after**



- The hourly wage of all respondents increased 34.1% from their hourly wage before their studies (\$18.07) to their hourly wage after completing their studies (\$24.24). Figure 4 shows the results.

**Figure 4. Earnings before studies/training and after**



- Respondents, including those who had transferred, were asked what impact their coursework had on their employment. Here are the responses, listed in rank order of frequency:

- ✓ Prepared me for a possible new job (3,207)
- ✓ Enabled me to learn skills that allowed me to get a job at a new organization (2,382)
- ✓ No impact on my employment (1,840)
- ✓ Enabled me to learn skills that allowed me to stay in my current job (1,531)
- ✓ Enabled me to learn skills that allowed me to get a promotion at my same organization (1,061)
- ✓ Enabled me to start my own business (584)

### Summary and Conclusions

The results of the survey showed that completing CTE studies and training – whether or not a credential is earned, whether or not a student transfers – is related to positive employment outcomes. The preponderance of respondents are employed, are working in the same field as their studies or training, and are working full time. Respondents overall posted a 34.1% increase in their hourly wage after completing their studies and the vast majority were satisfied with the education and training they received.