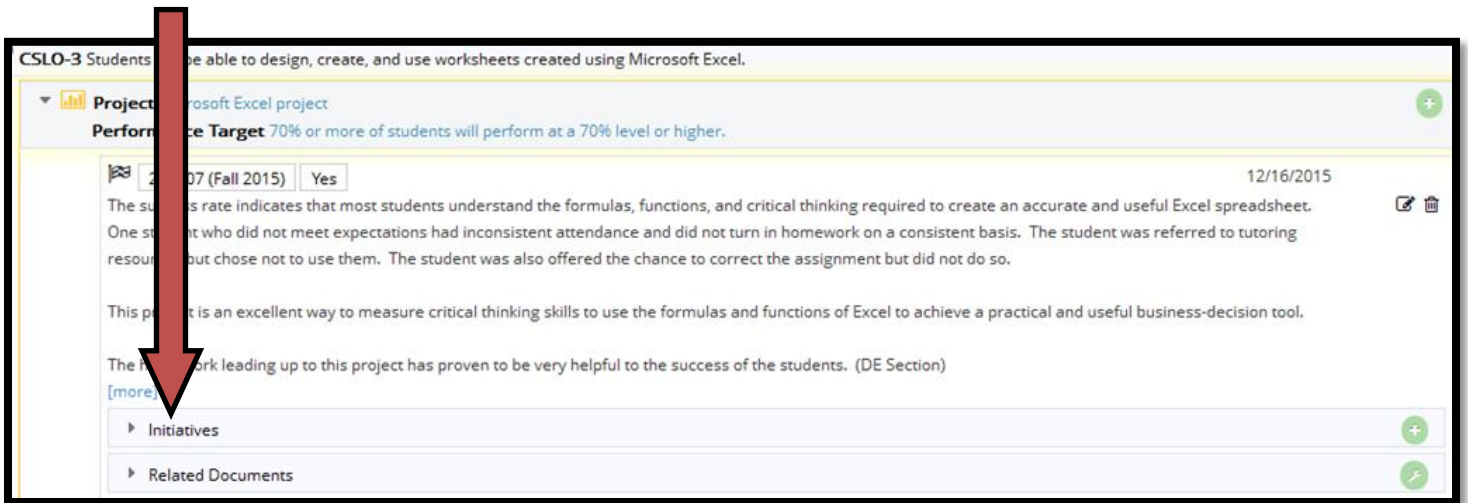



## CREATING AN INITIATIVE IN TRACDAT

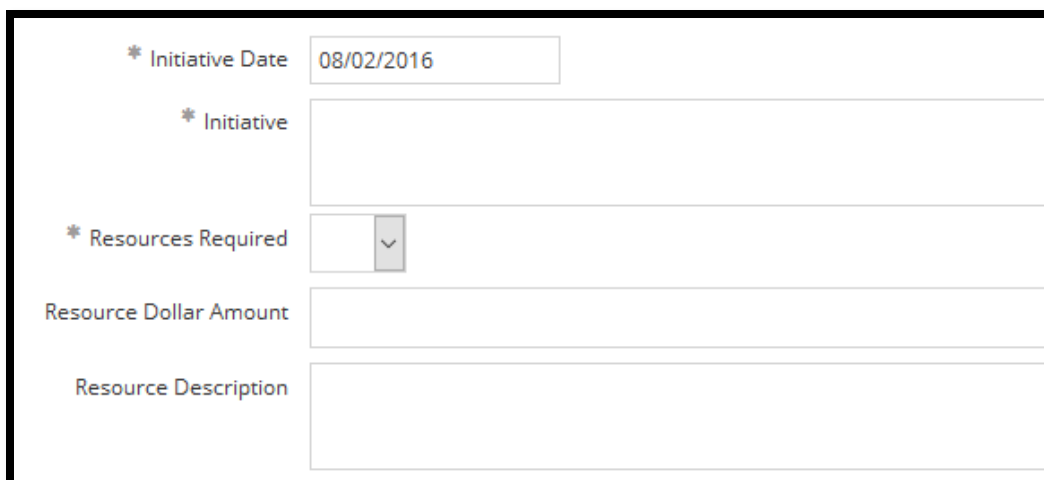
In order to meet accreditation requirements, SLOs/SUOs must be used to improve teaching effectiveness and student success. This involves discussing and analyzing SLO/SUO assessments to determine what might be done to make improvements. This discussion leads to the creation of “initiatives”. Initiatives may involve curricular changes, rubric improvements, assignment/preparatory revisions or they may require additional resources, such as software, videos, equipment, tutoring, etc.

**NOTE:** This process is the same for CSLOs, PSLOs, and SUOs.

1. After entering and saving your findings for an SLO/SUO assessment, you will see a new option appear under the findings called “**Initiatives**”.



2. Click on the  to the right of “**Initiatives**” and fill in the required boxes (those with astericks). If you choose “**Yes**” for “**Resources Required**”, you must enter an approximate dollar amount and description. This information will be used in Program Review for resource requests.

A screenshot of the TracDat form for creating an initiative. The form has the following fields:

- \* Initiative Date: 08/02/2016
- \* Initiative: (empty text box)
- \* Resources Required: (dropdown menu with a downward arrow)
- Resource Dollar Amount: (empty text box)
- Resource Description: (empty text box)

3. After implementing the initiative, you will need to come back to this initiative and “Close the Loop” by explaining the results of that implementation. See the TracDat 5 Closing the Loop training guide for explanations of how to enter that follow-up data.