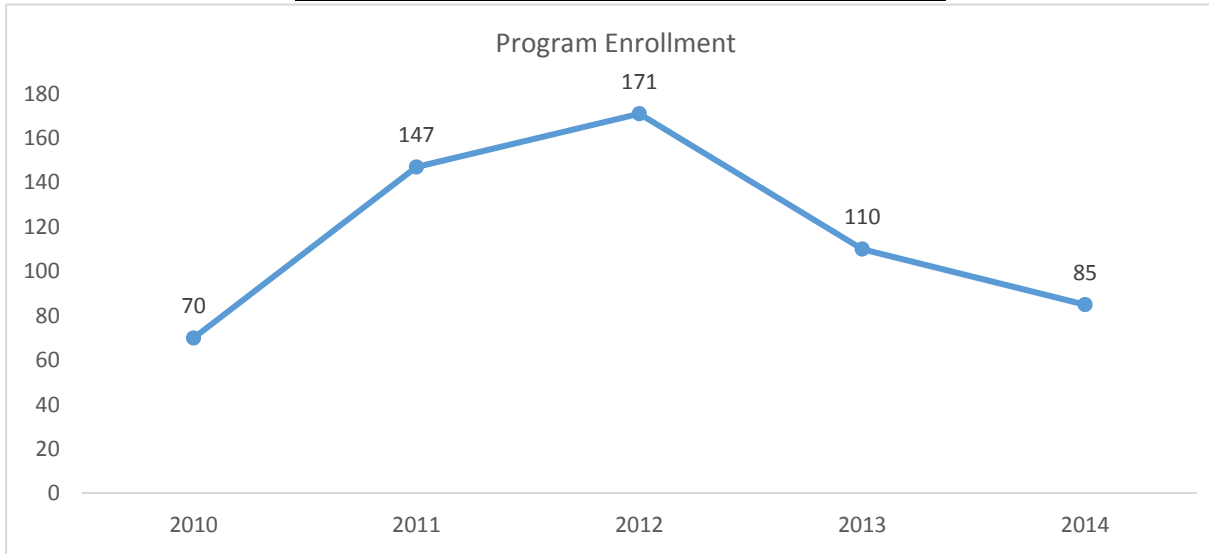


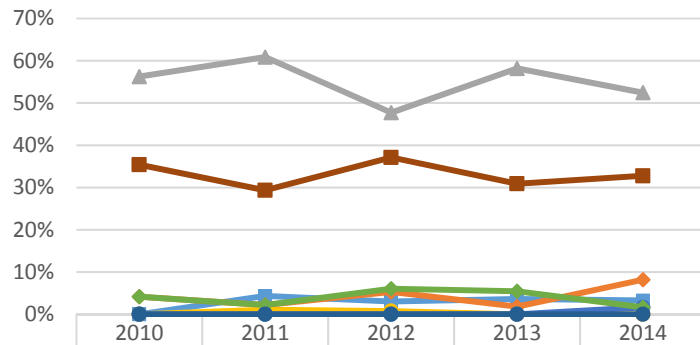
2015-2016 Program Review Datasheet

Human Services

Section A - Enrollment and Student Demographics

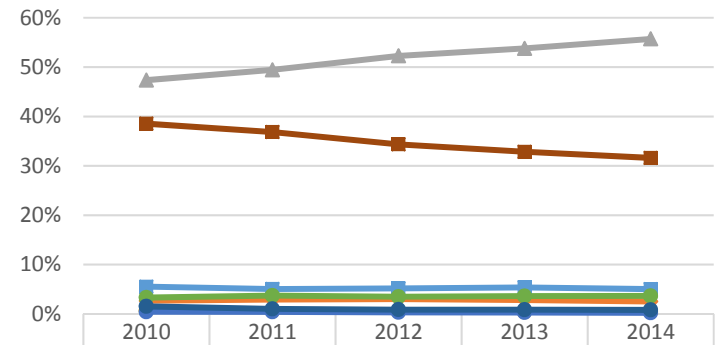


Student Ethnicity - Human Services



	2010	2011	2012	2013	2014
Asian	0.0%	4.3%	3.0%	3.6%	3.3%
Black	4.2%	2.2%	5.3%	1.8%	8.2%
Hispanic	56.3%	60.9%	47.7%	58.2%	52.5%
Native Amer	0.0%	1.1%	0.8%	0.0%	0.0%
Pac Island	0.0%	0.0%	0.0%	0.0%	1.6%
Two or More	4.2%	2.2%	6.1%	5.5%	1.6%
Unknown	0.0%	0.0%	0.0%	0.0%	0.0%
White	35.4%	29.3%	37.1%	30.9%	32.8%

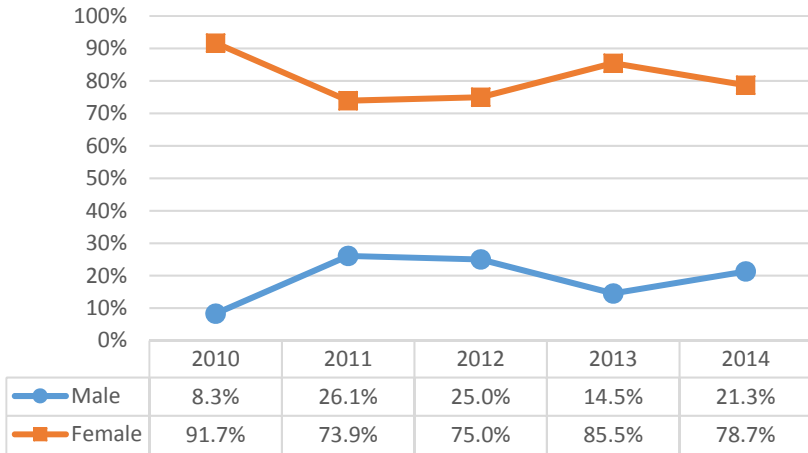
Student Ethnicity - Ventura College



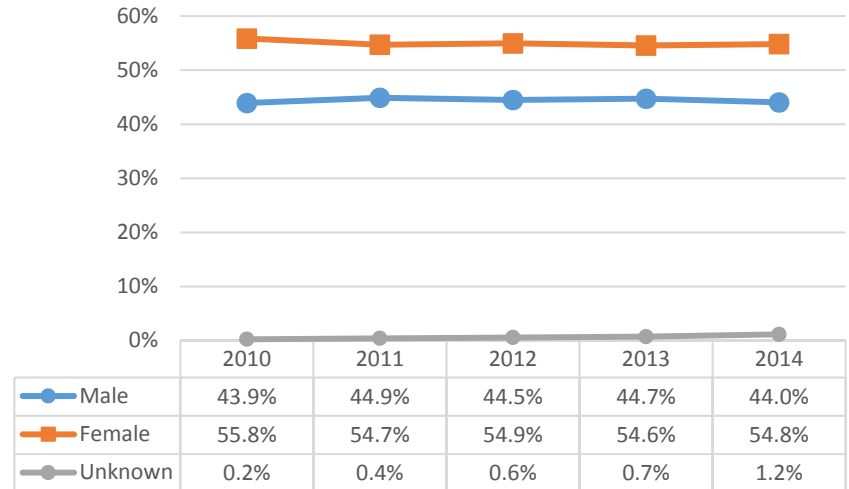
	2010	2011	2012	2013	2014
Asian	5.5%	5.1%	5.2%	5.4%	5.0%
Black	2.7%	2.9%	3.0%	2.8%	2.5%
Hispanic	47.4%	49.4%	52.3%	53.8%	55.7%
Native Amer	0.6%	0.6%	0.5%	0.4%	0.4%
Pac Island	0.4%	0.4%	0.3%	0.3%	0.2%
Two or More	3.3%	3.7%	3.5%	3.6%	3.6%
Unknown	1.5%	1.0%	0.9%	0.9%	0.8%
White	38.5%	36.8%	34.4%	32.8%	31.6%

2015-2016 Program Review Datasheet Human Services

Student Gender - Human Services

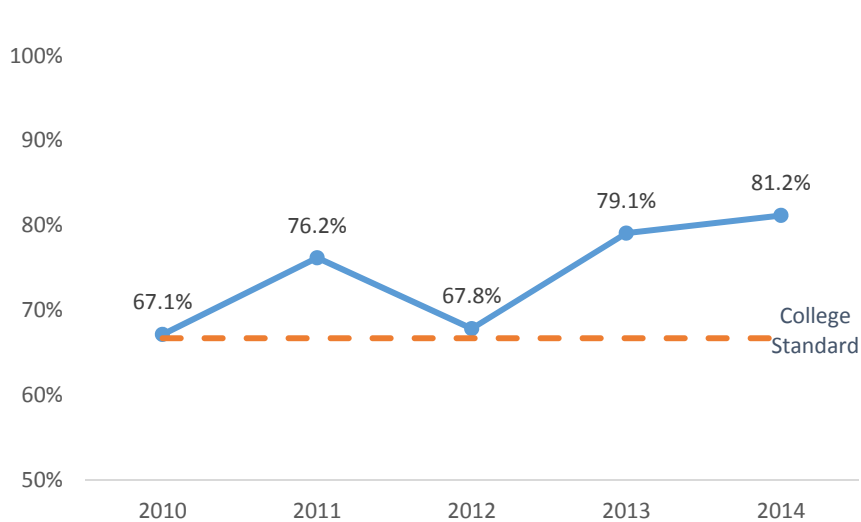


Student Gender - Ventura College

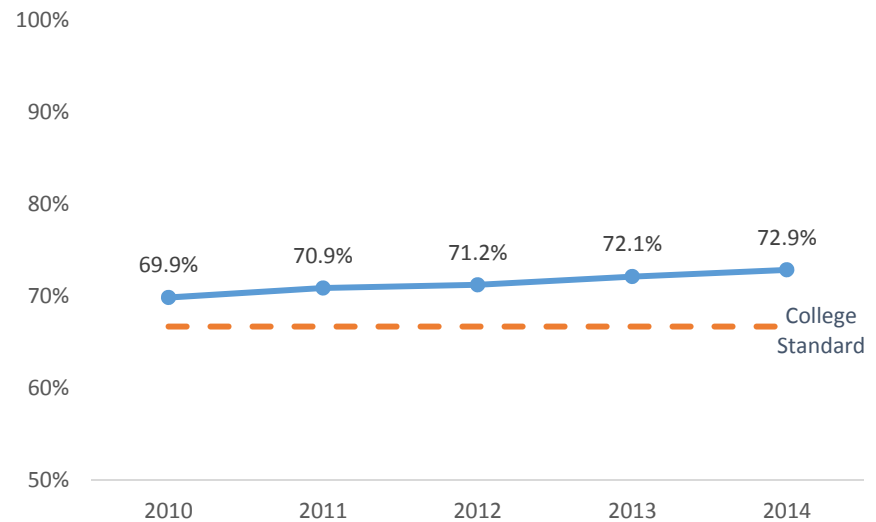


Section B - Course Success Rate

Course Success Rate - Human Services

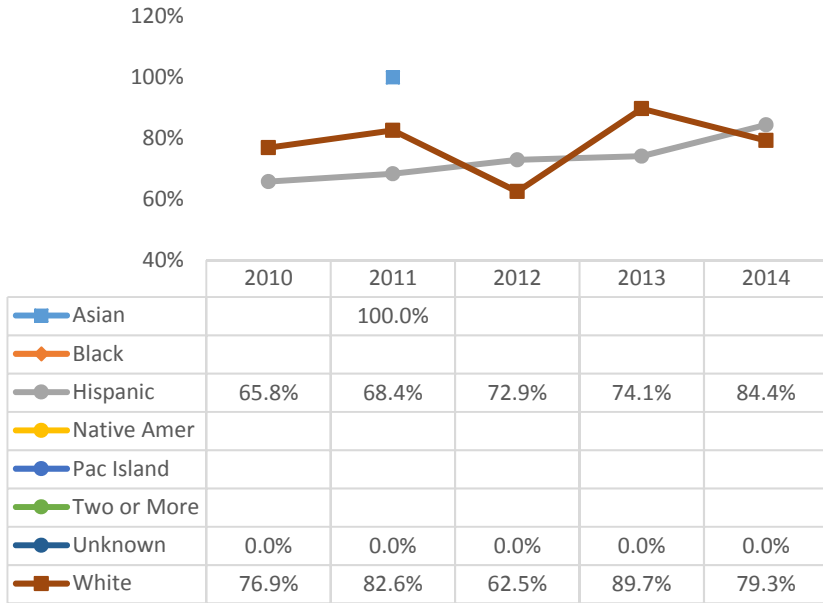


Course Success Rate - Ventura College

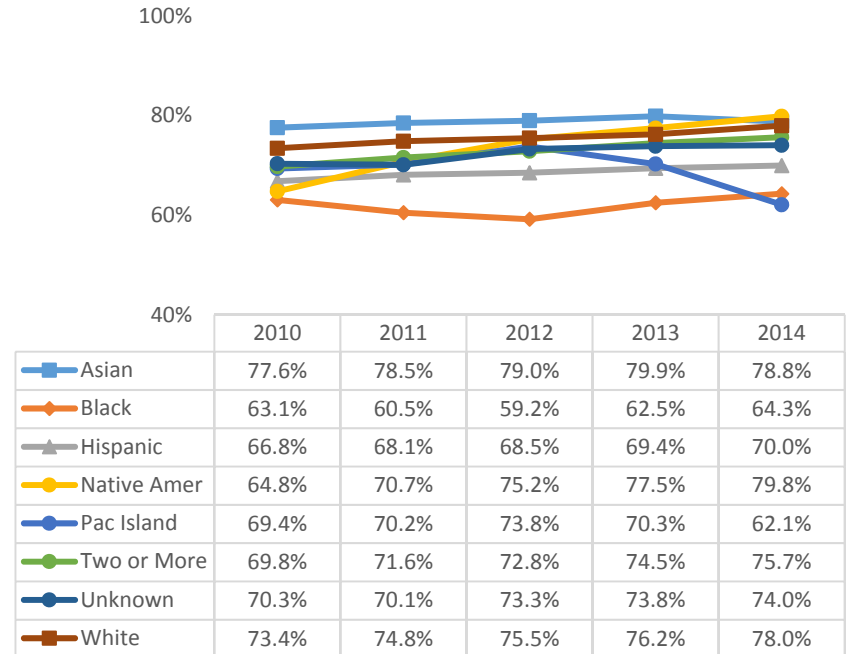


2015-2016 Program Review Datasheet Human Services

Course Success Rate by Ethnicity - Human Services*

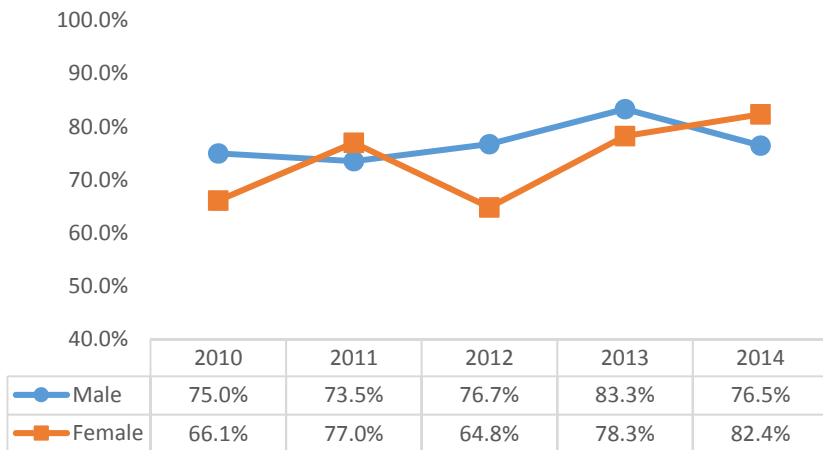


Course Success Rate by Ethnicity - Ventura College

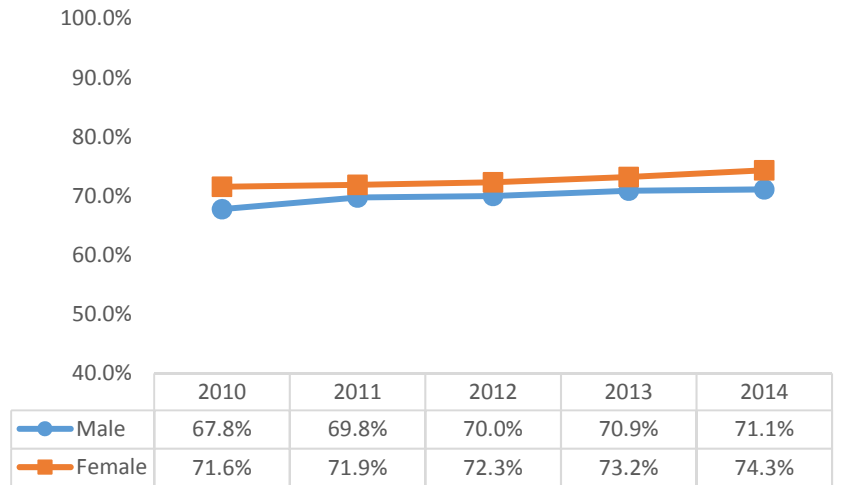


*Ethnicity data only displayed for cells with 10 or more students

Course Success Rate by Gender - Human Services



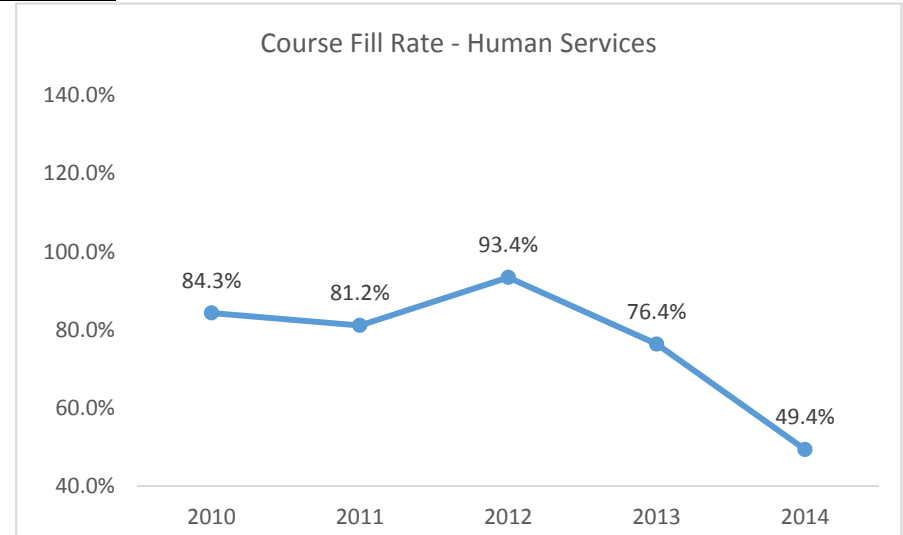
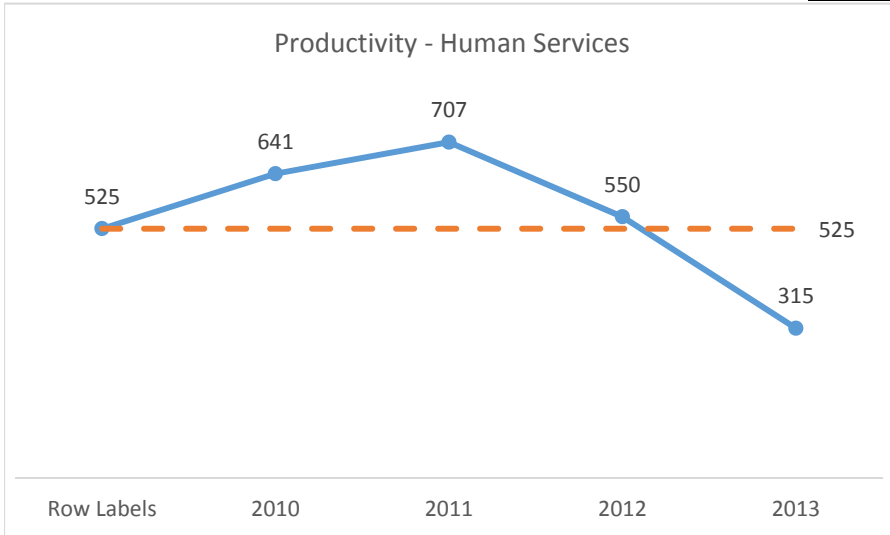
Course Success Rate by Gender - Ventura College



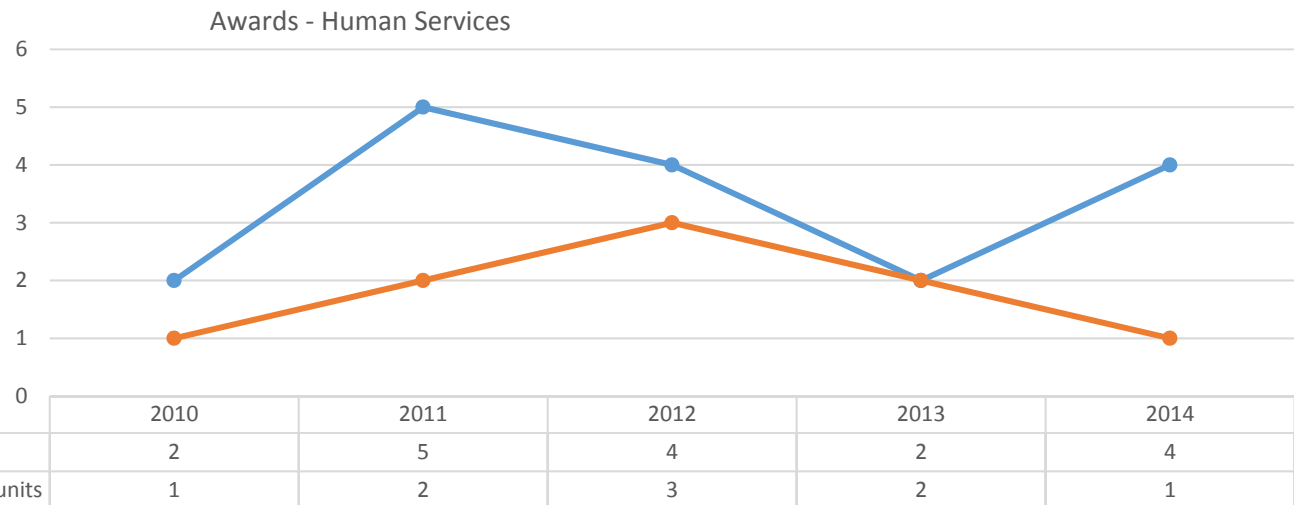
2015-2016 Program Review Datasheet

Human Services

Section C - Productivity

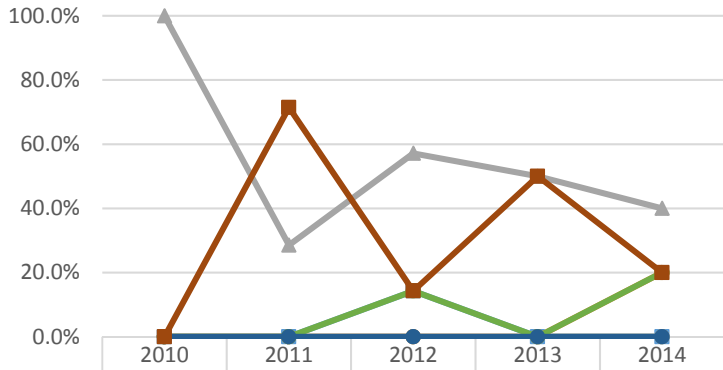


Section D - Degrees and Certificates Awarded



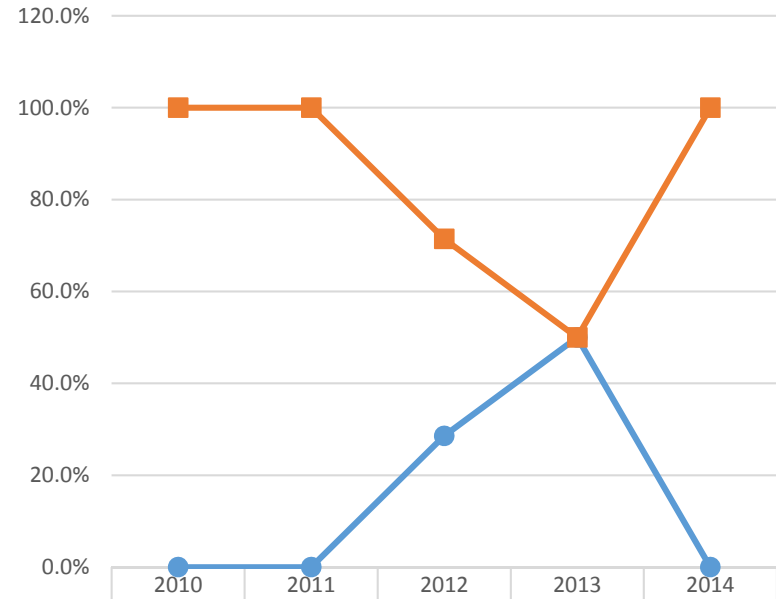
2015-2016 Program Review Datasheet Human Services

Awards by Ethnicity - Human Services



	2010	2011	2012	2013	2014
Asian	0.0%	0.0%	14.3%	0.0%	0.0%
Black	0.0%	0.0%	0.0%	0.0%	20.0%
Hispanic	100.0%	28.6%	57.1%	50.0%	40.0%
Native Amer	0.0%	0.0%	0.0%	0.0%	0.0%
Pac Island	0.0%	0.0%	0.0%	0.0%	0.0%
Two or More	0.0%	0.0%	14.3%	0.0%	20.0%
Unknown	0.0%	0.0%	0.0%	0.0%	0.0%
White	0.0%	71.4%	14.3%	50.0%	20.0%

Awards by Gender - Human Services



	2010	2011	2012	2013	2014
Male	0.0%	0.0%	28.6%	50.0%	0.0%
Female	100.0%	100.0%	71.4%	50.0%	100.0%