
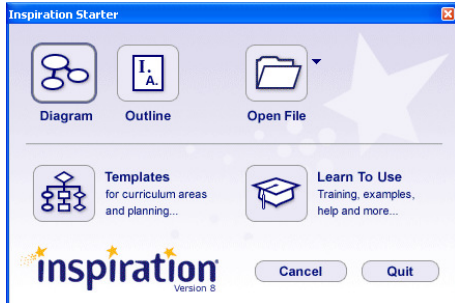






# Using More Advanced Inspiration

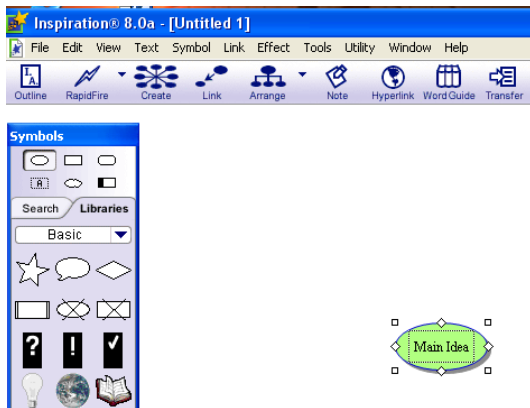
To open Inspiration - Click on the Inspiration 8 icon  on the desktop or Click the Start button, point to Programs, then click Inspiration 8.

## You now have the Inspiration Starter Screen

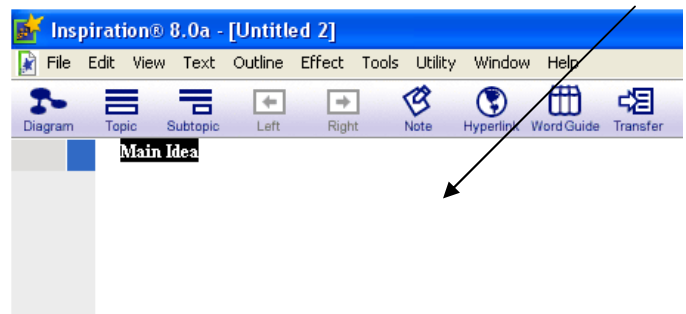


If you want to create on your own click on the Diagram  or Outline  Icon, if you have already started an Inspiration click on the Open File  Icon, and if you want to use one of the templates click on the Template Icon .

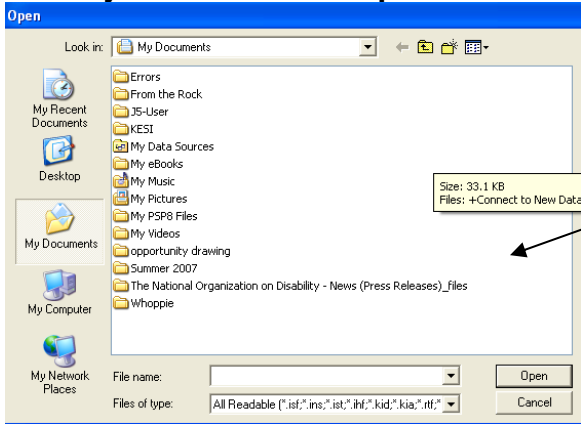
Clicking the Diagram Icon  will lead you to this screen.



Clicking on the Outline Icon  will give you this screen.



When you click on the Open File Icon  you will get something like this on your screen.



You will need to know where you saved the file you created earlier.

## RapidFire

