

Utilization % Color Codes:	Red < 25%	Blue < 50%	Green < 90%	Gold >= 90%
Capacity:	40	Students (Banner)	Description:	Athletic Event Center
Stations:	40	Students (Fusion)	Division:	11
Max Student Hrs:	2,800	Capacity * 70 Hrs/Wk	Room Use:	220 Athletics/Physical Education
Use Factor:	53	Hrs/Week	Size:	1,575 Sq. Feet
Occ Factor:	27	Students/Hr	TOP Code:	083500
State Benchmark:	1,413	Student Hours/Wk	TOP Title:	Physical Education

Number of Students by Time and Day

Time	Mon	Tues	Wed	Thur	Fri	Sat	Week
0700	0	0	0	0	0	0	0
0730	0	0	0	0	0	0	0
0800	0	0	0	0	0	0	0
0830	0	0	0	0	0	0	0
0900	0	0	0	0	0	0	0
0930	0	0	0	0	0	0	0
1000	0	0	0	0	0	0	0
1030	0	0	0	0	0	0	0
1100	0	0	0	0	0	0	0
1130	0	0	0	0	0	0	0
1200	0	0	0	0	0	0	0
1230	0	0	0	0	0	0	0
1300	0	0	0	0	0	0	0
1330	0	0	0	0	0	0	0
1400	37	0	37	0	0	0	74
1430	37	0	37	0	0	0	74
1500	37	0	37	0	0	0	74
1530	0	21	0	21	0	0	42
1600	0	21	0	21	0	0	42
1630	0	21	0	21	0	0	42
1700	0	21	0	21	0	0	42
1730	0	0	0	0	0	0	0
1800	0	0	0	0	0	0	0
1830	0	0	0	0	0	0	0
1900	0	0	0	0	0	0	0
1930	0	0	0	0	0	0	0
2000	0	0	0	0	0	0	0
2030	0	0	0	0	0	0	0
2100	0	0	0	0	0	0	0
2130	0	0	0	0	0	0	0
Total Student Seat 1/2 Hours:	111	84	111	84	0	0	390
Total Student Seat Hours:	56	42	56	42	0	0	195
% Max Student Hrs:	10%	8%	10%	8%	0%	0%	7%
% State Benchmark:	20%	15%	20%	15%	0%	0%	14%

CRN	Course	Enroll	Dates	Days	BTime	ETime	Instructor	Hrs	Type
30273	PHIL V09	37	1/11 5/18	M W	1400	1515	Bortolin, Kevin M.	3	WC
32473	DANC V13C	1	1/11 5/18	T R	1530	1720	Dikes, Elinor J.	4	WC
31693	DANC V13B	9	1/11 5/18	T R	1530	1720	Dikes, Elinor J.	4	WC
33008	DANC V13A	10	1/11 5/18	T R	1530	1720	Dikes, Elinor J.	4	WC
32658	DANC V13D	1	1/11 5/18	T R	1530	1720	Dikes, Elinor J.	4	WC

Utilization % Color Codes:	Red < 25%	Blue < 50%	Green < 90%	Gold >= 90%
Capacity:	92	Students (Banner)	Description:	Athletic Event Center
Stations:	92	Students (Fusion)	Division:	11
Max Student Hrs:	6,440	Capacity * 70 Hrs/Wk	Room Use:	220 Athletics/Physical Education
Use Factor:	53	Hrs/Week	Size:	1,896 Sq. Feet
Occ Factor:	61	Students/Hr	TOP Code:	083500
State Benchmark:	3,250	Student Hours/Wk	TOP Title:	Physical Education

Number of Students by Time and Day							
Time	Mon	Tues	Wed	Thur	Fri	Sat	Week
0700	0	0	0	0	0	0	0
0730	0	0	0	0	0	0	0
0800	0	0	0	0	0	0	0
0830	0	0	0	0	0	0	0
0900	0	0	0	0	0	0	0
0930	9	12	9	12	0	0	42
1000	9	12	9	12	0	0	42
1030	9	12	9	12	0	0	42
1100	9	12	9	12	0	0	42
1130	9	0	9	0	0	0	18
1200	0	0	0	0	0	0	0
1230	15	0	15	0	0	0	30
1300	15	0	15	0	0	0	30
1330	15	0	15	0	0	0	30
1400	15	0	15	0	0	0	30
1430	0	0	0	0	0	0	0
1500	0	0	0	0	0	0	0
1530	0	0	0	0	0	0	0
1600	0	0	0	0	0	0	0
1630	0	0	0	0	0	0	0
1700	0	0	0	0	0	0	0
1730	0	0	0	0	0	0	0
1800	0	0	0	0	0	0	0
1830	0	0	0	0	0	0	0
1900	22	0	22	0	0	0	44
1930	22	0	22	0	0	0	44
2000	22	0	22	0	0	0	44
2030	22	0	22	0	0	0	44
2100	0	0	0	0	0	0	0
2130	0	0	0	0	0	0	0
Total Student Seat 1/2 Hours:	193	48	193	48	0	0	482
Total Student Seat Hours:	97	24	97	24	0	0	241
% Max Student Hrs:	7%	2%	7%	2%	0%	0%	4%
% State Benchmark:	15%	4%	15%	4%	0%	0%	7%

CRN	Course	Enroll	Dates	Days	BTime	ETime	Instructor	Hrs	Type
31812	DANC V15A	11	1/11 5/18	T R	0930	1120	Redlich, Tobi A.	4	WC
32825	DANC V15B	1	1/11 5/18	T R	0930	1120	Redlich, Tobi A.	4	WC
32831	DANC V29A	4	2/3 5/11	M W	0930	1145	Chima, Sheila	5	DC
32833	DANC V29B	3	2/3 5/11	M W	0930	1145	Chima, Sheila	5	DC
32834	DANC V29C	1	2/3 5/11	M W	0930	1145	Chima, Sheila	5	DC
32835	DANC V29D	1	2/3 5/11	M W	0930	1145	Chima, Sheila	5	DC
31909	DANC V10A	11	1/11 5/18	M W	1230	1420	Yahr, Trevelyn K.	4	WC
31916	DANC V10B	2	1/11 5/18	M W	1230	1420	Yahr, Trevelyn K.	4	WC
32458	DANC V10C	1	1/11 5/18	M W	1230	1420	Yahr, Trevelyn K.	4	WC
32459	DANC V10D	1	1/11 5/18	M W	1230	1420	Yahr, Trevelyn K.	4	WC
32472	DANC V50D	2	1/11 5/18	M W	1900	2050	Marzec-Contreras, Becky C.	4	WC
30438	DANC V50A	1	1/11 5/18	M W	1900	2050	Marzec-Contreras, Becky C.	4	WC
32463	DANC V30B	5	1/11 5/18	M W	1900	2050	Marzec-Contreras, Becky C.	4	PA
32464	DANC V30C	3	1/11 5/18	M W	1900	2050	Marzec-Contreras, Becky C.	4	PA
32465	DANC V30D	3	1/11 5/18	M W	1900	2050	Marzec-Contreras, Becky C.	4	PA
32471	DANC V50C	1	1/11 5/18	M W	1900	2050	Marzec-Contreras, Becky C.	4	WC
32992	DANC V50B	1	1/11 5/18	M W	1900	2050	Marzec-Contreras, Becky C.	4	WC
31525	DANC V30A	6	1/11 5/18	M W	1900	2050	Marzec-Contreras, Becky C.	4	PA

Utilization % Color Codes:

Red < 25%	Blue < 50%	Green < 90%	Gold >= 90%
-----------	------------	-------------	-------------

Capacity:	Students (Banner)	Description:	Athletic Event Center	
Stations:	Students (Fusion)	Division:	11	
Max Student Hrs:	Capacity * 70 Hrs/Wk	Room Use:	525	Athletic/Physical Ed Service
Use Factor:	53 Hrs/Week	Size:	81	Sq. Feet
Occ Factor:	Students/Hr	TOP Code:	083500	
State Benchmark:	Student Hours/Wk	TOP Title:	Physical Education	

Number of Students by Time and Day

Time	Mon	Tues	Wed	Thur	Fri	Sat	Week
0700	0	0	0	0	0	0	0
0730	0	0	0	0	0	0	0
0800	0	0	0	0	0	0	0
0830	0	0	0	0	0	0	0
0900	0	0	0	0	0	0	0
0930	0	0	0	0	0	0	0
1000	0	0	0	0	0	0	0
1030	0	0	0	0	0	0	0
1100	0	0	0	0	0	0	0
1130	0	0	0	0	0	0	0
1200	0	0	0	0	0	0	0
1230	0	0	0	0	0	0	0
1300	0	0	0	0	0	0	0
1330	0	0	0	0	0	0	0
1400	0	0	0	0	0	0	0
1430	0	0	0	0	0	0	0
1500	0	0	0	0	0	0	0
1530	0	0	0	0	0	0	0
1600	0	0	0	0	0	0	0
1630	0	0	0	0	0	0	0
1700	0	0	0	0	0	0	0
1730	0	0	0	0	0	0	0
1800	0	0	0	0	0	0	0
1830	0	0	0	0	0	0	0
1900	0	0	0	0	0	0	0
1930	0	0	0	0	0	0	0
2000	0	0	0	0	0	0	0
2030	0	0	0	0	0	0	0
2100	0	0	0	0	0	0	0
2130	0	0	0	0	0	0	0
Total Student Seat 1/2 Hours:	0	0	0	0	0	0	0
Total Student Seat Hours:	0	0	0	0	0	0	0
% Max Student Hrs:							
% State Benchmark:							

Utilization % Color Codes:	Red < 25%	Blue < 50%	Green < 90%	Gold >= 90%
Capacity:	2375	Students (Banner)	Description:	Athletic Event Center
Stations:	2375	Students (Fusion)	Division:	11
Max Student Hrs:	166,250	Capacity * 70 Hrs/Wk	Room Use:	520 Athletics/Physical Education
Use Factor:	53	Hrs/Week	Size:	14,520 Sq. Feet
Occ Factor:	1,583	Students/Hr	TOP Code:	083500
State Benchmark:	83,908	Student Hours/Wk	TOP Title:	Physical Education

Number of Students by Time and Day

Time	Mon	Tues	Wed	Thur	Fri	Sat	Week
0700	0	0	0	0	0	0	0
0730	0	0	0	0	0	0	0
0800	0	19	0	19	19	0	57
0830	0	19	0	19	19	0	57
0900	0	19	0	19	19	0	57
0930	0	37	0	19	19	0	75
1000	0	37	0	19	19	0	75
1030	0	0	0	0	0	0	0
1100	0	0	0	0	0	0	0
1130	0	0	0	0	0	0	0
1200	0	0	0	0	0	0	0
1230	17	17	17	17	17	0	85
1300	17	17	17	17	17	0	85
1330	17	17	17	17	17	0	85
1400	17	17	17	17	17	0	85
1430	17	17	17	17	17	0	85
1500	0	0	0	0	0	0	0
1530	0	0	0	0	0	0	0
1600	0	0	0	0	0	0	0
1630	0	0	0	0	0	0	0
1700	0	20	0	20	0	0	40
1730	13	20	0	20	0	0	53
1800	13	20	0	20	0	0	53
1830	13	0	0	0	0	0	13
1900	33	0	0	0	0	0	33
1930	33	0	0	0	0	0	33
2000	33	0	0	0	0	0	33
2030	33	0	0	0	0	0	33
2100	33	0	0	0	0	0	33
2130	33	0	0	0	0	0	33
Total Student Seat 1/2 Hours:	322	276	85	240	180	0	1,103
Total Student Seat Hours:	161	138	43	120	90	0	552
% Max Student Hrs:	0%	0%	0%	0%	0%	0%	0%
% State Benchmark:	1%	1%	0%	1%	1%	0%	1%

CRN	Course	Enroll	Dates	Days	BTime	ETime	Instructor	Hrs	Type
31470	ICA V36	19	1/11 3/11	T RF	0800	1020	Ramirez, Joey	8	PA
32037	ICA V30A	18	3/14 5/18	T	0930	1020	Ramirez, Joey	1	PA
31248	ICA V36	17	1/11 3/11	MTWRF	1230	1450	Mircetic, Ned	13	DC
31504	KIN V40A	20	1/26 5/18	T R	1700	1820	Ramirez, Joey	3	DC
32368	ICA V30A	13	3/14 5/18	M	1730	1845	Mircetic, Ned	2	DC
30466	KIN V46B	10	1/11 5/18	M	1900	2150	Mircetic, Ned	3	WC
31624	KIN V46A	23	1/11 5/18	M	1900	2150	Mircetic, Ned	3	WC

Utilization % Color Codes:

Red < 25%	Blue < 50%	Green < 90%	Gold >= 90%
-----------	------------	-------------	-------------

Capacity:	Students (Banner)	Description:	Athletic Event Center
Stations:	Students (Fusion)	Division:	11
Max Student Hrs:	Capacity * 70 Hrs/Wk	Room Use:	520 Athletics/Physical Education
Use Factor:	53 Hrs/Week	Size:	1,750 Sq. Feet
Occ Factor:	Students/Hr	TOP Code:	083500
State Benchmark:	Student Hours/Wk	TOP Title:	Physical Education

Number of Students by Time and Day

Time	Mon	Tues	Wed	Thur	Fri	Sat	Week
0700	9	17	9	17	0	0	52
0730	0	0	0	0	0	0	0
0800	0	0	0	0	0	0	0
0830	0	0	0	0	0	0	0
0900	0	0	0	0	0	0	0
0930	0	0	0	0	0	0	0
1000	0	0	0	0	0	0	0
1030	0	0	0	0	0	0	0
1100	0	0	0	0	0	0	0
1130	0	0	0	0	0	0	0
1200	0	0	0	0	0	0	0
1230	0	0	0	0	0	0	0
1300	0	0	0	0	0	0	0
1330	0	0	0	0	0	0	0
1400	0	0	0	0	0	0	0
1430	0	0	0	0	0	0	0
1500	0	0	0	0	0	0	0
1530	0	0	0	0	0	0	0
1600	0	0	0	0	0	0	0
1630	0	0	0	0	0	0	0
1700	0	0	0	0	0	0	0
1730	0	0	0	0	0	0	0
1800	0	0	0	0	0	0	0
1830	0	0	0	0	0	0	0
1900	0	0	0	0	0	0	0
1930	0	0	0	0	0	0	0
2000	0	0	0	0	0	0	0
2030	0	0	0	0	0	0	0
2100	0	0	0	0	0	0	0
2130	0	0	0	0	0	0	0
Total Student Seat 1/2 Hours:	9	17	9	17	0	0	52
Total Student Seat Hours:	5	9	5	9	0	0	26
% Max Student Hrs:							
% State Benchmark:							

CRN	Course	Enroll	Dates	Days	BTime	ETime	Instructor	Hrs	Type
30353	ICA V15	17	1/11 5/18	T R	0600	0715	Baratte, Laurence G.	3	WC
31604	ICA V16	9	1/11 5/18	M W	0600	0715	Baratte, Laurence G.	3	WC

Utilization % Color Codes:	Red < 25%	Blue < 50%	Green < 90%	Gold >= 90%
Capacity:	27	Students (Banner)	Description:	Automotive Education Program
Stations:	27	Students (Fusion)	Division:	
Max Student Hrs:	1,890	Capacity * 70 Hrs/Wk	Room Use:	110 Classroom
Use Factor:	53	Hrs/Week	Size:	797 Sq. Feet
Occ Factor:	18	Students/Hr	TOP Code:	094800
State Benchmark:	954	Student Hours/Wk	TOP Title:	Automotive Technology

Number of Students by Time and Day

Time	Mon	Tues	Wed	Thur	Fri	Sat	Week
0700	0	0	0	0	0	0	0
0730	0	0	0	0	0	0	0
0800	0	24	0	24	0	0	48
0830	0	24	0	24	0	0	48
0900	0	24	0	24	0	0	48
0930	0	24	0	24	0	0	48
1000	0	24	0	24	30	0	78
1030	0	24	0	24	30	0	78
1100	0	24	0	24	30	0	78
1130	0	24	0	24	30	0	78
1200	0	0	0	0	0	0	0
1230	0	0	0	0	0	0	0
1300	0	11	0	11	30	0	52
1330	0	11	0	11	30	0	52
1400	0	11	0	11	30	0	52
1430	0	11	0	11	30	0	52
1500	0	11	0	11	30	0	52
1530	0	11	0	11	30	0	52
1600	0	11	0	11	30	0	52
1630	0	11	0	11	30	0	52
1700	0	0	0	0	30	0	30
1730	0	0	0	0	0	0	0
1800	0	0	0	15	0	0	15
1830	0	0	0	15	0	0	15
1900	0	0	0	15	0	0	15
1930	0	0	0	15	0	0	15
2000	0	15	0	15	0	0	30
2030	0	15	0	15	0	0	30
2100	0	15	0	15	0	0	30
2130	0	0	0	0	0	0	0
Total Student Seat 1/2 Hours:	0	325	0	385	390	0	1,100
Total Student Seat Hours:	0	163	0	193	195	0	550
% Max Student Hrs:	0%	43%	0%	51%	52%	0%	29%
% State Benchmark:	0%	85%	0%	101%	102%	0%	58%

CRN	Course	Enroll	Dates	Days	BTime	ETime	Instructor	Hrs	Type
32765	AUTO V47	24	1/11 5/18	T R	0800	1150	Irwin, Eric J.	8	WC
32486	AUTO V43	30	1/11 5/18	F	1000	1150	Irwin, Eric J.	2	WC
32762	AUTO V43L	30	1/11 5/18	F	1300	1715	Irwin, Eric J.	5	WC
32770	AUTO V47	11	1/11 5/18	T R	1300	1650	Irwin, Eric J.	8	WC
32480	AUTO V33	15	1/11 5/18	R	1800	1950	Skora, David L.	2	WC
32778	AUTO V33L	15	1/11 5/18	T R	2000	2115	Skora, David L.	3	WC

Utilization % Color Codes:	Red < 25%	Blue < 50%	Green < 90%	Gold >= 90%
Capacity:	27	Students (Banner)	Description:	Automotive Education Program
Stations:	27	Students (Fusion)	Division:	
Max Student Hrs:	1,890	Capacity * 70 Hrs/Wk	Room Use:	110 Classroom
Use Factor:	53	Hrs/Week	Size:	841 Sq. Feet
Occ Factor:	18	Students/Hr	TOP Code:	094800
State Benchmark:	954	Student Hours/Wk	TOP Title:	Automotive Technology

Number of Students by Time and Day

Time	Mon	Tues	Wed	Thur	Fri	Sat	Week
0700	0	0	0	0	0	0	0
0730	0	0	0	0	0	0	0
0800	30	0	30	0	23	16	99
0830	30	0	30	0	23	16	99
0900	30	31	30	31	23	16	161
0930	30	31	30	31	23	16	161
1000	30	31	30	31	23	16	161
1030	30	31	30	31	23	16	161
1100	30	31	30	31	23	16	161
1130	30	31	30	31	23	16	161
1200	0	31	0	31	0	0	62
1230	32	25	32	25	0	0	114
1300	32	25	32	25	21	0	135
1330	32	25	32	25	21	0	135
1400	32	25	32	25	21	0	135
1430	32	25	32	25	21	0	135
1500	32	25	32	25	0	0	114
1530	32	25	32	25	0	0	114
1600	32	25	32	25	0	0	114
1630	0	0	0	0	0	0	0
1700	0	0	0	0	0	0	0
1730	0	0	0	0	0	0	0
1800	32	0	32	14	0	0	78
1830	32	0	32	14	0	0	78
1900	32	0	32	14	0	0	78
1930	32	0	32	14	0	0	78
2000	32	0	32	14	0	0	78
2030	32	0	32	14	0	0	78
2100	32	0	32	14	0	0	78
2130	32	0	32	0	0	0	64
Total Student Seat 1/2 Hours:	752	417	752	515	268	128	2,832
Total Student Seat Hours:	376	209	376	258	134	64	1,416
% Max Student Hrs:	99%	55%	99%	68%	35%	17%	75%
% State Benchmark:	197%	109%	197%	135%	70%	34%	148%

CRN	Course	Enroll	Dates	Days	BTime	ETime	Instructor	Hrs	Type	
31908	AUTO V49	16	4/9	4/16	S	0800	1150	Cawelti, Andrew E.	4	PA
30692	AUTO V11	23	1/11	5/18	F	0800	1150	Rockwood, Charles E.	4	WC
31559	AUTO V28	30	1/11	5/18	M W	0800	0850	Stangeland, Chad R.	2	WC
31565	AUTO V28L	30	1/11	5/18	W	0900	1150	Stangeland, Chad R.	3	WC
32784	AUTO V27	31	1/11	5/18	T R	0900	0950	Cawelti, Andrew E.	2	WC
31563	AUTO V28L	30	1/11	5/18	M	0900	1150	Stangeland, Chad R.	3	WC
32794	AUTO V27L	31	1/11	5/18	T R	1000	1205	Cawelti, Andrew E.	5	WC
30791	AUTO V30	25	1/11	5/18	T R	1230	1320	Stangeland, Chad R.	2	WC
30005	AUTO V26	32	1/11	5/18	M W	1230	1320	Cawelti, Andrew E.	2	WC
30766	AUTO V12	21	3/11	5/6	F	1300	1450	Rockwood, Charles E.	2	DC
30351	AUTO V26L	32	1/11	5/18	W	1330	1620	Cawelti, Andrew E.	3	WC
31978	AUTO V30L	25	1/11	5/18	T R	1330	1620	Stangeland, Chad R.	6	WC
30060	AUTO V26L	32	1/11	5/18	M	1330	1620	Cawelti, Andrew E.	3	WC
31503	AUTO V10	14	1/11	5/18	R	1800	2115	Penuela, Alan	4	WC
30392	AUTO V26	32	1/11	5/18	M W	1800	1850	Cawelti, Andrew E.	2	WC
30423	AUTO V26L	32	1/11	5/18	W	1900	2150	Cawelti, Andrew E.	3	WC
30418	AUTO V26L	32	1/11	5/18	M	1900	2150	Cawelti, Andrew E.	3	WC

Utilization % Color Codes:	Red < 25%	Blue < 50%	Green < 90%	Gold >= 90%
Capacity:	120	Students (Banner)	Description:	Applied Science Center
Stations:	160	Students (Fusion)	Division:	
Max Student Hrs:	8,400	Capacity * 70 Hrs/Wk	Room Use:	110 Classroom
Use Factor:	53	Hrs/Week	Size:	2,391 Sq. Feet
Occ Factor:	80	Students/Hr	TOP Code:	040100
State Benchmark:	4,240	Student Hours/Wk	TOP Title:	General Academic Instruction

Number of Students by Time and Day

Time	Mon	Tues	Wed	Thur	Fri	Sat	Week
0700	0	0	0	0	0	0	0
0730	0	0	0	0	0	0	0
0800	85	55	85	55	0	0	280
0830	85	55	85	55	0	0	280
0900	85	55	85	55	0	0	280
0930	56	41	51	41	0	0	189
1000	56	41	51	41	0	0	189
1030	56	41	51	41	0	0	189
1100	60	80	60	80	0	0	280
1130	60	80	60	80	0	0	280
1200	60	80	60	80	0	0	280
1230	0	41	0	41	0	0	82
1300	0	41	0	41	0	0	82
1330	0	41	0	41	0	0	82
1400	48	41	48	41	0	0	178
1430	48	41	48	41	0	0	178
1500	48	41	48	41	0	0	178
1530	0	0	0	0	0	0	0
1600	0	0	0	0	0	0	0
1630	0	0	0	0	0	0	0
1700	0	55	0	55	0	0	110
1730	54	55	54	55	0	0	218
1800	54	55	54	55	0	0	218
1830	54	0	54	0	0	0	108
1900	54	0	54	0	0	0	108
1930	54	0	54	0	0	0	108
2000	54	0	54	0	0	0	108
2030	0	0	0	0	0	0	0
2100	0	0	0	0	0	0	0
2130	0	0	0	0	0	0	0
Total Student Seat 1/2 Hours:	1,071	939	1,056	939	0	0	4,005
Total Student Seat Hours:	536	470	528	470	0	0	2,003
% Max Student Hrs:	32%	28%	31%	28%	0%	0%	24%
% State Benchmark:	63%	55%	62%	55%	0%	0%	47%

CRN	Course	Enroll	Dates	Days	BTime	ETime	Instructor	Hrs	Type	
30512	ANAT V01	27	1/11	5/18	T R	0800	0915	Gardner, Ty J.	3	WC
32100	ANAT V01	28	1/11	5/18	T R	0800	0915	Gardner, Ty J.	3	WC
30915	PHSO V01	32	1/11	5/18	M W	0800	0915	Pardee, Terry	3	WC
31521	PHSO V01	27	1/11	5/18	M W	0800	0915	Pardee, Terry	3	WC
33090	PHSO V01	26	1/11	5/18	M W	0800	0915	Pardee, Terry	3	WC
30221	BIOL V01	51	1/11	5/18	W	0930	1045	Algiers, Kamelia	2	IU
32075	PSY V25	41	1/11	5/18	T R	0930	1045	Milani, Niki F.	3	WC
30498	BIOL V01	56	1/11	5/18	M	0930	1045	Gardner, Ty J.	2	IU
30655	PHSO V01	27	1/11	5/18	T R	1100	1215	Clark, Daniel D.	3	WC
31011	PHSO V01	26	1/11	5/18	T R	1100	1215	Clark, Daniel D.	3	WC
31466	PHSO V01	27	1/11	5/18	T R	1100	1215	Clark, Daniel D.	3	WC
32550	BIOL V01	60	1/11	5/18	M W	1100	1215	Algiers, Kamelia	3	WC
32230	GEOG V02	41	1/11	5/18	T R	1230	1345	Ridenour, Patricia A.	3	WC
32919	ANAT V01	22	1/11	5/18	T R	1400	1515	Huxley, Mary P.	3	WC
31325	ANAT V01	19	1/11	5/18	T R	1400	1515	Huxley, Mary P.	3	WC
31204	ANAT V01	20	1/11	5/18	M W	1400	1515	Huxley, Mary P.	3	WC
32941	ANAT V01	28	1/11	5/18	M W	1400	1515	Huxley, Mary P.	3	WC
30410	BIOL V01	55	1/11	5/18	T R	1700	1815	Biggle, Carri M.	3	WC
32205	BIOL V01	54	1/11	5/18	M W	1730	1845	Riddle, Michael R.	3	WC
32375	MATH V23	54	1/11	5/18	M W	1900	2015	Lin, Feng	3	WC



Utilization % Color Codes:	Red < 25%	Blue < 50%	Green < 90%	Gold >= 90%
Capacity:	70	Students (Banner)	Description:	Applied Science Center
Stations:	102	Students (Fusion)	Division:	
Max Student Hrs:	4,900	Capacity * 70 Hrs/Wk	Room Use:	110 Classroom
Use Factor:	53	Hrs/Week	Size:	1,657 Sq. Feet
Occ Factor:	47	Students/Hr	TOP Code:	191400
State Benchmark:	2,473	Student Hours/Wk	TOP Title:	General Academic Instruction

Number of Students by Time and Day

Time	Mon	Tues	Wed	Thur	Fri	Sat	Week
0700	0	0	0	0	0	0	0
0730	0	0	0	0	0	0	0
0800	69	59	69	59	0	0	256
0830	69	59	69	59	0	0	256
0900	69	59	69	59	0	0	256
0930	53	70	53	70	0	0	246
1000	53	70	53	70	0	0	246
1030	53	70	53	70	0	0	246
1100	47	19	47	19	0	0	132
1130	47	19	47	19	0	0	132
1200	47	19	47	19	0	0	132
1230	42	60	42	60	0	0	204
1300	42	60	42	60	0	0	204
1330	42	60	42	60	0	0	204
1400	0	0	0	0	0	0	0
1430	0	0	0	0	0	0	0
1500	0	0	0	0	0	0	0
1530	0	0	0	0	0	0	0
1600	0	0	0	0	0	0	0
1630	0	0	0	0	0	0	0
1700	0	0	0	0	0	0	0
1730	0	0	0	0	0	0	0
1800	0	0	0	0	0	0	0
1830	0	0	0	0	0	0	0
1900	0	0	0	27	0	0	27
1930	0	0	0	27	0	0	27
2000	0	0	0	27	0	0	27
2030	0	0	0	27	0	0	27
2100	0	0	0	27	0	0	27
2130	0	0	0	27	0	0	27
Total Student Seat 1/2 Hours:	633	624	633	786	0	0	2,676
Total Student Seat Hours:	317	312	317	393	0	0	1,338
% Max Student Hrs:	32%	32%	32%	40%	0%	0%	27%
% State Benchmark:	64%	63%	64%	79%	0%	0%	54%

CRN	Course	Enroll	Dates	Days	BTime	ETime	Instructor	Hrs	Type
31969	GEOG V01	59	1/11 5/18	T R	0800	0915	Clinton, Philip G.	3	WC
33299	GEOG V01	69	1/11 5/18	M W	0800	0915	Clinton, Philip G.	3	WC
33303	GEOG V01	70	1/11 5/18	T R	0930	1045	Clinton, Philip G.	3	WC
33300	GEOG V01	53	1/11 5/18	M W	0930	1045	Palladino, Stephen	3	WC
33628	HED V97	19	1/11 5/18	T R	1100	1215	Newton-Eliot, Maureen V.	3	WC
33301	GEOG V01	47	1/11 5/18	M W	1100	1215	Palladino, Stephen	3	WC
33304	GEOG V01	60	1/11 5/18	T R	1230	1345	Clinton, Philip G.	3	WC
30279	GEOG V08	42	1/11 5/18	M W	1230	1345	Clinton, Philip G.	3	WC
30846	ENGL V29A	26	1/11 5/18	R	1900	2150	Kim-Ortel, Henny H.	3	WC
31711	ENGL V29B	1	1/11 5/18	R	1900	2150	Kim-Ortel, Henny H.	3	WC

Utilization % Color Codes:	Red < 25%	Blue < 50%	Green < 90%	Gold >= 90%
Capacity:	210	Students (Banner)	Description:	Applied Science Center
Stations:	210	Students (Fusion)	Division:	
Max Student Hrs:	14,700	Capacity * 70 Hrs/Wk	Room Use:	610 Assembly
Use Factor:	53	Hrs/Week	Size:	3,496 Sq. Feet
Occ Factor:	140	Students/Hr	TOP Code:	610000
State Benchmark:	7,419	Student Hours/Wk	TOP Title:	General Academic Instruction

Number of Students by Time and Day

Time	Mon	Tues	Wed	Thur	Fri	Sat	Week
0700	0	0	0	0	0	0	0
0730	0	0	0	0	0	0	0
0800	103	22	103	22	0	0	250
0830	103	22	103	22	0	0	250
0900	103	22	103	22	0	0	250
0930	70	45	70	45	0	0	230
1000	70	45	70	45	0	0	230
1030	70	45	70	45	0	0	230
1100	30	80	30	80	0	0	220
1130	30	80	30	80	0	0	220
1200	30	80	30	80	0	0	220
1230	0	82	0	82	0	0	164
1300	0	82	0	82	0	0	164
1330	0	82	0	82	0	0	164
1400	0	0	0	0	0	0	0
1430	0	0	0	0	0	0	0
1500	0	0	0	0	0	0	0
1530	0	0	0	0	0	0	0
1600	0	0	0	0	0	0	0
1630	0	0	0	0	0	0	0
1700	0	0	0	0	0	0	0
1730	0	0	0	0	0	0	0
1800	0	0	0	0	0	0	0
1830	0	0	0	0	0	0	0
1900	0	0	0	0	0	0	0
1930	0	0	0	0	0	0	0
2000	0	0	0	0	0	0	0
2030	0	0	0	0	0	0	0
2100	0	0	0	0	0	0	0
2130	0	0	0	0	0	0	0
Total Student Seat 1/2 Hours:	609	687	609	687	0	0	2,592
Total Student Seat Hours:	305	344	305	344	0	0	1,296
% Max Student Hrs:	10%	12%	10%	12%	0%	0%	9%
% State Benchmark:	21%	23%	21%	23%	0%	0%	17%

CRN	Course	Enroll	Dates	Days	BTime	ETime	Instructor	Hrs	Type
32548	HIST V01A	22	1/11	5/18	T R	0800	0915	Addison, Kathleen E.	3 WC
32005	PSY V01	103	1/11	5/18	M W	0800	0915	Capuano, Lucy	3 WC
31124	HIST V01A	45	1/11	5/18	T R	0930	1045	Addison, Kathleen E.	3 WC
30607	PSY V15	70	1/11	5/18	M W	0930	1045	Capuano, Lucy	3 WC
32171	ECON V01A	80	1/11	5/18	T R	1100	1215	Khanjian, Ara	3 WC
32073	MUS V08	30	1/11	5/18	M W	1100	1215	Wilson, Brent M.	3 WC
31098	ECON V01B	82	1/11	5/18	T R	1230	1345	Khanjian, Ara	3 WC

Utilization % Color Codes:	Red < 25%	Blue < 50%	Green < 90%	Gold >= 90%
Capacity:	40	Students (Banner)	Description:	Small Gymnasium
Stations:	92	Students (Fusion)	Division:	11
Max Student Hrs:	2,800	Capacity * 70 Hrs/Wk	Room Use:	520 Athletics/Physical Education
Use Factor:	53	Hrs/Week	Size:	1,594 Sq. Feet
Occ Factor:	27	Students/Hr	TOP Code:	083500
State Benchmark:	1,413	Student Hours/Wk	TOP Title:	Physical Education

Number of Students by Time and Day

Time	Mon	Tues	Wed	Thur	Fri	Sat	Week
0700	0	0	0	0	0	0	0
0730	0	0	0	0	0	0	0
0800	59	0	59	0	0	0	118
0830	59	0	59	0	0	0	118
0900	59	0	59	0	0	0	118
0930	0	33	0	33	0	0	66
1000	0	33	0	33	0	0	66
1030	0	33	0	33	0	0	66
1100	0	33	0	33	0	0	66
1130	0	33	0	33	0	0	66
1200	0	33	0	33	0	0	66
1230	0	28	0	28	0	0	56
1300	0	28	0	28	0	0	56
1330	0	28	0	28	0	0	56
1400	0	0	0	0	0	0	0
1430	0	0	0	0	0	0	0
1500	0	0	0	0	0	0	0
1530	0	0	0	0	0	0	0
1600	0	0	0	0	0	0	0
1630	0	0	0	0	0	0	0
1700	0	0	0	0	0	0	0
1730	0	0	0	0	0	0	0
1800	0	0	0	0	0	0	0
1830	0	0	0	0	0	0	0
1900	0	15	0	33	0	0	48
1930	0	15	0	33	0	0	48
2000	0	15	0	33	0	0	48
2030	0	15	0	33	0	0	48
2100	0	15	0	33	0	0	48
2130	0	15	0	33	0	0	48
Total Student Seat 1/2 Hours:	177	372	177	480	0	0	1,206
Total Student Seat Hours:	89	186	89	240	0	0	603
% Max Student Hrs:	16%	33%	16%	43%	0%	0%	22%
% State Benchmark:	31%	66%	31%	85%	0%	0%	43%

CRN	Course	Enroll	Dates	Days	BTime	ETime	Instructor	Hrs	Type
32369	ICA V30B	59	1/19	5/11	M W	0800	0920	Mooshagian, Steven R.	3 DC
31218	KIN V52	33	1/11	5/18	T R	0930	1045	Reynosa, Edward L.	3 WC
30699	KIN V80	33	1/11	5/18	T R	1100	1215	Schreiber, Carol L.	3 WC
30762	KIN V52	28	1/11	5/18	T R	1230	1345	Reynosa, Edward L.	3 WC
32484	KIN V80	33	1/11	5/18	R	1900	2150	McLean-Emery, Tara L.	3 WC
31276	HED V94	15	1/26	5/18	T	1900	2150	Chaney, Mark	3 PA

Utilization % Color Codes:	Red < 25%	Blue < 50%	Green < 90%	Gold >= 90%
Capacity:	45	Students (Banner)	Description:	Arfalea Child Development Center
Stations:	35	Students (Fusion)	Division:	36
Max Student Hrs:	3,150	Capacity * 70 Hrs/Wk	Room Use:	210 Class Lab
Use Factor:	53	Hrs/Week	Size:	776 Sq. Feet
Occ Factor:	30	Students/Hr	TOP Code:	130500
State Benchmark:	1,590	Student Hours/Wk	TOP Title:	Child Development/Early Care and Educatio

Number of Students by Time and Day

Time	Mon	Tues	Wed	Thur	Fri	Sat	Week
0700	0	0	0	0	0	0	0
0730	0	0	0	0	0	0	0
0800	35	37	35	37	0	0	144
0830	35	37	35	37	0	0	144
0900	35	37	35	37	0	0	144
0930	27	35	27	35	0	0	124
1000	27	35	27	35	0	0	124
1030	27	35	27	35	0	0	124
1100	12	32	12	32	0	0	88
1130	12	32	12	32	0	0	88
1200	12	32	12	32	0	0	88
1230	0	0	0	0	0	0	0
1300	0	0	0	0	0	0	0
1330	60	27	60	34	0	0	181
1400	60	27	60	34	0	0	181
1430	60	27	60	34	0	0	181
1500	60	27	60	34	0	0	181
1530	0	27	0	0	0	0	27
1600	0	37	27	0	0	0	64
1630	0	37	27	10	0	0	74
1700	0	37	27	10	0	0	74
1730	29	37	27	10	0	0	103
1800	29	37	27	10	0	0	103
1830	29	37	27	10	0	0	103
1900	22	32	33	33	0	0	120
1930	22	32	33	33	0	0	120
2000	22	32	33	33	0	0	120
2030	22	32	33	33	0	0	120
2100	22	32	33	33	0	0	120
2130	22	32	33	33	0	0	120
Total Student Seat 1/2 Hours:	681	861	822	696	0	0	3,060
Total Student Seat Hours:	341	431	411	348	0	0	1,530
% Max Student Hrs:	54%	68%	65%	55%	0%	0%	49%
% State Benchmark:	107%	135%	129%	109%	0%	0%	96%

CRN	Course	Enroll	Dates	Days	BTime	ETime	Instructor	Hrs	Type
30406	CD V02	37	1/11 5/18	T R	0800	0915	Fascenda, Lauren N.	3	WC
34091	CD V24	35	1/11 5/18	M W	0800	0915	Fascenda, Lauren N.	3	WC
30789	CD V05	35	1/11 5/18	T R	0930	1045	Mizrahi, Hadas	3	WC
34318	CD V62	27	1/11 5/18	M W	0930	1045	Flores Foss, Jenny A.	3	WC
30190	CD V63	32	1/11 5/18	T R	1100	1215	Mizrahi, Hadas	3	WC
30256	CD V19	12	1/11 5/18	M W	1100	1215	Parker, Jennifer K.	3	WC
30708	CD V64B	17	1/11 5/18	R	1330	1520	Parker, Jennifer K.	2	PA
33101	CD V64B	17	1/11 5/18	R	1330	1520	Parker, Jennifer K.	2	PA
30911	CD V64A	27	1/11 5/18	T	1330	1545	Hall, Deanna D.	3	PA
30474	CD V01	27	1/11 2/8	M W	1330	1520	Hall, Deanna D.	4	DC
33155	CD V61	33	2/10 5/11	M W	1330	1520	Hall, Deanna D.	4	DC
31067	CD V02	27	1/11 5/18	W	1600	1850	Parker, Jennifer K.	3	WC
32263	CD V28	37	1/11 5/18	T	1600	1850	Hall, Deanna D.	3	WC
30358	CD V64A	10	1/11 5/18	R	1630	1845	Hall, Deanna D.	3	PA
30458	CD V05	29	1/11 5/18	M	1730	1845	Douglas, Robin L.	2	IU
34092	CD V24	33	1/11 5/18	R	1900	2150	Flores Foss, Jenny A.	3	WC
32118	CD V03	33	1/11 5/18	W	1900	2150	Salem, Simon K.	3	WC
32231	CD V02	32	1/11 5/18	T	1900	2150	Johnson, Rachel A.	3	WC
30464	CD V63	22	1/11 5/18	M	1900	2150	Johnson, Rachel A.	3	WC

Utilization % Color Codes:	Red < 25%	Blue < 50%	Green < 90%	Gold >= 90%
Capacity:	40	Students (Banner)	Description:	Creative Resources Center
Stations:	45	Students (Fusion)	Division:	38
Max Student Hrs:	2,800	Capacity * 70 Hrs/Wk	Room Use:	110 Classroom
Use Factor:	53	Hrs/Week	Size:	675 Sq. Feet
Occ Factor:	27	Students/Hr	TOP Code:	009900
State Benchmark:	1,413	Student Hours/Wk	TOP Title:	General Assignment

Number of Students by Time and Day

Time	Mon	Tues	Wed	Thur	Fri	Sat	Week
0700	0	0	0	0	0	0	0
0730	0	0	0	0	0	0	0
0800	0	0	0	0	0	0	0
0830	0	0	0	0	0	0	0
0900	0	0	0	0	0	0	0
0930	38	36	38	36	0	0	148
1000	38	36	38	36	0	0	148
1030	38	36	38	36	0	0	148
1100	36	31	36	31	0	0	134
1130	36	31	36	31	0	0	134
1200	36	31	36	31	0	0	134
1230	38	20	38	20	0	0	116
1300	38	20	38	20	0	0	116
1330	38	20	38	20	0	0	116
1400	0	20	0	20	0	0	40
1430	0	20	0	20	0	0	40
1500	0	0	0	0	0	0	0
1530	0	0	0	0	0	0	0
1600	0	0	0	0	0	0	0
1630	0	0	0	0	0	0	0
1700	0	0	0	0	0	0	0
1730	0	0	0	0	0	0	0
1800	0	0	0	0	0	0	0
1830	0	23	0	12	0	0	35
1900	34	23	31	12	0	0	100
1930	34	23	31	12	0	0	100
2000	34	23	31	12	0	0	100
2030	34	23	31	12	0	0	100
2100	34	23	31	12	0	0	100
2130	34	23	31	12	0	0	100
Total Student Seat 1/2 Hours:	540	462	522	385	0	0	1,909
Total Student Seat Hours:	270	231	261	193	0	0	955
% Max Student Hrs:	48%	41%	47%	34%	0%	0%	34%
% State Benchmark:	96%	82%	92%	68%	0%	0%	68%

CRN	Course	Enroll	Dates	Days	BTime	ETime	Instructor	Hrs	Type
30038	CJ V02	36	1/11 5/18	T R	0930	1045	Goff, Richard B.	3	WC
30735	CJ V01	38	1/11 5/18	M W	0930	1045	Goff, Richard B.	3	WC
30802	CJ V28	31	1/11 5/18	T R	1100	1215	Goff, Richard B.	3	WC
30785	CJ V08	36	1/11 5/18	M W	1100	1215	Goff, Richard B.	3	WC
30694	KIN V85	20	1/11 5/18	T R	1230	1445	Folkes, Leslie	5	WC
31034	CJ V05	38	1/11 5/18	M W	1230	1345	Goff, Richard B.	3	WC
39502	CJ V27	12	1/28 5/5	R	1830	2145	Martinez, Peter	4	DC
31233	CJ V05	23	1/26 5/10	T	1830	2145	Roman, Jonathan D.	4	DC
30747	CJ V01	31	1/11 5/18	W	1900	2150	Lovio, Gilbert	3	WC
31111	CJ V01	34	1/11 5/18	M	1900	2150	Goff, Richard B.	3	WC

Utilization % Color Codes:	Red < 25%	Blue < 50%	Green < 90%	Gold >= 90%
Capacity:	40	Students (Banner)	Description:	Creative Resources Center
Stations:	45	Students (Fusion)	Division:	38
Max Student Hrs:	2,800	Capacity * 70 Hrs/Wk	Room Use:	110 Classroom
Use Factor:	53	Hrs/Week	Size:	722 Sq. Feet
Occ Factor:	27	Students/Hr	TOP Code:	009900
State Benchmark:	1,413	Student Hours/Wk	TOP Title:	General Assignment

Number of Students by Time and Day

Time	Mon	Tues	Wed	Thur	Fri	Sat	Week
0700	0	0	0	0	0	0	0
0730	0	0	0	0	0	0	0
0800	38	28	38	28	0	0	132
0830	38	28	38	28	0	0	132
0900	38	28	38	28	0	0	132
0930	23	18	23	18	0	0	82
1000	23	18	23	18	0	0	82
1030	23	18	23	18	0	0	82
1100	39	37	39	37	0	0	152
1130	39	37	39	37	0	0	152
1200	39	37	39	37	0	0	152
1230	0	0	0	0	0	0	0
1300	0	0	0	0	0	0	0
1330	0	0	0	0	0	0	0
1400	0	0	0	0	0	0	0
1430	0	0	0	0	0	0	0
1500	0	0	0	0	0	0	0
1530	0	0	0	0	0	0	0
1600	0	0	0	0	0	0	0
1630	0	0	0	0	0	0	0
1700	0	0	0	0	0	0	0
1730	0	0	0	0	0	0	0
1800	0	0	0	0	0	0	0
1830	0	0	0	0	0	0	0
1900	29	0	29	32	0	0	90
1930	29	0	29	32	0	0	90
2000	29	0	29	32	0	0	90
2030	29	0	29	32	0	0	90
2100	29	0	29	32	0	0	90
2130	29	0	29	32	0	0	90
Total Student Seat 1/2 Hours:	474	249	474	441	0	0	1,638
Total Student Seat Hours:	237	125	237	221	0	0	819
% Max Student Hrs:	42%	22%	42%	39%	0%	0%	29%
% State Benchmark:	84%	44%	84%	78%	0%	0%	58%

CRN	Course	Enroll	Dates	Days	BTime	ETime	Instructor	Hrs	Type
30771	CJ V03	28	1/11 5/18	T R	0800	0915	Salinas, Lazaro J.	3	WC
32017	CJ V03	38	1/11 5/18	M W	0800	0915	Prell, Ted O.	3	WC
31490	CJ V25	18	1/11 5/18	T R	0930	1045	Salinas, Lazaro J.	3	WC
30780	CJ V18	23	1/11 5/18	M W	0930	1045	Salinas, Lazaro J.	3	WC
30742	CJ V01	37	1/11 5/18	T R	1100	1215	Wellman, Kelly L.	3	WC
31160	CJ V02	39	1/11 5/18	M W	1100	1215	Wellman, Kelly L.	3	WC
30468	CJ V02	32	1/11 5/18	R	1900	2150	Estrella, Fernando M.	3	WC
30777	CJ V04	29	1/11 5/18	W	1900	2150	Dawson, Andrew	3	WC
30774	CJ V03	29	1/11 5/18	M	1900	2150	Lowe, Darrell L.	3	WC

Utilization % Color Codes:	Red < 25%	Blue < 50%	Green < 90%	Gold >= 90%
Capacity:	72	Students (Banner)	Description:	Creative Resources Center
Stations:	72	Students (Fusion)	Division:	20
Max Student Hrs:	5,040	Capacity * 70 Hrs/Wk	Room Use:	210 Class Lab
Use Factor:	53	Hrs/Week	Size:	1,725 Sq. Feet
Occ Factor:	48	Students/Hr	TOP Code:	100200
State Benchmark:	2,544	Student Hours/Wk	TOP Title:	Art (Painting, Drawing and Sculpture)

Number of Students by Time and Day

Time	Mon	Tues	Wed	Thur	Fri	Sat	Week
0700	0	0	0	0	0	0	0
0730	0	0	0	0	0	0	0
0800	66	0	66	0	0	0	132
0830	66	0	66	0	0	0	132
0900	66	0	66	0	0	0	132
0930	53	75	53	75	0	0	256
1000	53	75	53	75	0	0	256
1030	53	75	53	75	0	0	256
1100	56	61	56	61	0	0	234
1130	56	61	56	61	0	0	234
1200	56	61	56	61	0	0	234
1230	67	55	67	55	0	0	244
1300	67	55	67	55	0	0	244
1330	67	55	67	55	0	0	244
1400	70	0	0	0	0	0	70
1430	70	0	0	0	0	0	70
1500	70	0	0	0	0	0	70
1530	70	0	0	0	0	0	70
1600	70	34	0	0	0	0	104
1630	70	34	0	0	0	0	104
1700	0	34	0	0	0	0	34
1730	0	34	0	0	0	0	34
1800	0	34	0	0	0	0	34
1830	0	34	0	0	0	0	34
1900	47	0	30	0	0	0	77
1930	47	0	30	0	0	0	77
2000	47	0	30	0	0	0	77
2030	47	0	30	0	0	0	77
2100	47	0	30	0	0	0	77
2130	47	0	30	0	0	0	77
Total Student Seat 1/2 Hours:	1,428	777	906	573	0	0	3,684
Total Student Seat Hours:	714	389	453	287	0	0	1,842
% Max Student Hrs:	71%	39%	45%	28%	0%	0%	37%
% State Benchmark:	140%	76%	89%	56%	0%	0%	72%

CRN	Course	Enroll	Dates	Days	BTime	ETime	Instructor	Hrs	Type
33532	ART V01	66	1/11 5/18	M W	0800	0915	Phelps, Margaret	3	WC
30622	ART V01	75	1/11 5/18	T R	0930	1045	Hagel, Laura E.	3	WC
33533	ART V01	53	1/11 5/18	M W	0930	1045	Burg, Marla	3	WC
33633	ART V02A	61	1/11 5/18	T R	1100	1215	Hagel, Laura E.	3	WC
31773	ART V01	56	1/11 5/18	M W	1100	1215	Burg, Marla	3	WC
33540	ART V01	55	1/11 5/18	T R	1230	1345	Hagel, Laura E.	3	WC
37402	ART V01	67	1/11 5/18	M W	1230	1345	Bittl, Ann H.	3	WC
33401	POLS V01	70	1/11 5/18	M	1400	1650	McKoy, Corinna R.	3	WC
30566	CD V03	34	1/11 5/18	T	1600	1850	Moriel-Guillen, Guadalupe	3	WC
33537	ART V01	30	1/11 5/18	W	1900	2150	Coughran, Sharon	3	WC
33541	ART V01	47	1/11 5/18	M	1900	2150	Phelps, Margaret	3	WC

Utilization % Color Codes:



Capacity:	36	Students (Banner)	Description:	Creative Resources Center	
Stations:	20	Students (Fusion)	Division:	20	
Max Student Hrs:	2,520	Capacity * 70 Hrs/Wk	Room Use:	210	Class Lab
Use Factor:	53	Hrs/Week	Size:	1,880	Sq. Feet
Occ Factor:	24	Students/Hr	TOP Code:	100200	
State Benchmark:	1,272	Student Hours/Wk	TOP Title:	Art (Painting, Drawing and Sculpture)	

Number of Students by Time and Day

Time	Mon	Tues	Wed	Thur	Fri	Sat	Week
0700	0	0	0	0	0	0	0
0730	0	0	0	0	0	0	0
0800	0	35	0	35	0	0	70
0830	0	35	0	35	0	0	70
0900	0	35	0	35	0	0	70
0930	0	35	0	35	0	0	70
1000	0	35	0	35	0	0	70
1030	0	35	0	35	0	0	70
1100	26	22	26	22	0	0	96
1130	26	22	26	22	0	0	96
1200	26	22	26	22	0	0	96
1230	26	22	26	22	0	0	96
1300	26	22	26	22	0	0	96
1330	26	22	26	22	0	0	96
1400	30	0	30	0	0	0	60
1430	30	0	30	0	0	0	60
1500	30	0	30	0	0	0	60
1530	30	0	30	0	0	0	60
1600	30	0	30	0	0	0	60
1630	30	0	30	0	0	0	60
1700	0	0	0	0	0	0	0
1730	0	0	0	0	0	0	0
1800	0	0	0	0	0	0	0
1830	0	0	0	0	0	0	0
1900	0	27	0	27	0	0	54
1930	0	27	0	27	0	0	54
2000	0	27	0	27	0	0	54
2030	0	27	0	27	0	0	54
2100	0	27	0	27	0	0	54
2130	0	27	0	27	0	0	54
Total Student Seat 1/2 Hours:	336	504	336	504	0	0	1,680
Total Student Seat Hours:	168	252	168	252	0	0	840
% Max Student Hrs:	33%	50%	33%	50%	0%	0%	33%
% State Benchmark:	66%	99%	66%	99%	0%	0%	66%

CRN	Course	Enroll	Dates	Days	BTime	ETime	Instructor	Hrs	Type
33660	ART V13C	4	1/11 5/18	T R	0800	1050	Young, David A.	6	WC
33657	ART V13A	24	1/11 5/18	T R	0800	1050	Young, David A.	6	WC
33659	ART V13B	6	1/11 5/18	T R	0800	1050	Young, David A.	6	WC
32422	ART V13D	1	1/11 5/18	T R	0800	1050	Young, David A.	6	WC
33654	ART V12B	22	1/11 5/18	T R	1100	1350	Moskowitz, Robert	6	WC
33749	ART V46A	12	1/11 5/18	M W	1100	1350	Moskowitz, Robert	6	WC
33666	ART V16A	14	1/11 5/18	M W	1100	1350	Moskowitz, Robert	6	WC
33753	ART V47A	1	1/11 5/18	M W	1400	1650	Moskowitz, Robert	6	WC
33754	ART V47B	1	1/11 5/18	M W	1400	1650	Moskowitz, Robert	6	WC
30053	ART V15C	1	1/11 5/18	M W	1400	1650	Moskowitz, Robert	6	WC
30052	ART V15B	3	1/11 5/18	M W	1400	1650	Moskowitz, Robert	6	WC
33670	ART V16B	5	1/11 5/18	M W	1400	1650	Moskowitz, Robert	6	WC
33683	ART V20A	4	1/11 5/18	M W	1400	1650	Moskowitz, Robert	6	WC
31556	ART V20C	6	1/11 5/18	M W	1400	1650	Moskowitz, Robert	6	WC
30035	ART V15A	7	1/11 5/18	M W	1400	1650	Moskowitz, Robert	6	WC
33685	ART V20B	2	1/11 5/18	M W	1400	1650	Moskowitz, Robert	6	WC
32424	ART V13D	3	1/11 5/18	T R	1900	2150	Young, David A.	6	WC
32755	ART V13B	7	1/11 5/18	T R	1900	2150	Young, David A.	6	WC
32753	ART V13A	11	1/11 5/18	T R	1900	2150	Young, David A.	6	WC
31302	ART V13C	6	1/11 5/18	T R	1900	2150	Young, David A.	6	WC



Utilization % Color Codes:	Red < 25%	Blue < 50%	Green < 90%	Gold >= 90%
Capacity:	36	Students (Banner)	Description:	Creative Resources Center
Stations:	30	Students (Fusion)	Division:	20
Max Student Hrs:	2,520	Capacity * 70 Hrs/Wk	Room Use:	210 Class Lab
Use Factor:	53	Hrs/Week	Size:	1,880 Sq. Feet
Occ Factor:	24	Students/Hr	TOP Code:	100200
State Benchmark:	1,272	Student Hours/Wk	TOP Title:	Art (Painting, Drawing and Sculpture)

Number of Students by Time and Day

Time	Mon	Tues	Wed	Thur	Fri	Sat	Week
0700	0	0	0	0	0	0	0
0730	0	0	0	0	0	0	0
0800	0	26	0	26	22	0	74
0830	0	26	0	26	22	0	74
0900	0	26	0	26	22	0	74
0930	0	26	0	26	22	0	74
1000	0	26	0	26	22	0	74
1030	0	26	0	26	22	0	74
1100	28	26	28	26	22	0	130
1130	28	26	28	26	22	0	130
1200	28	26	28	26	22	0	130
1230	28	26	28	26	22	0	130
1300	28	26	28	26	22	0	130
1330	28	26	28	26	22	0	130
1400	0	0	0	0	0	0	0
1430	0	0	0	0	0	0	0
1500	0	0	0	0	0	0	0
1530	0	0	0	0	0	0	0
1600	0	0	0	0	0	0	0
1630	0	0	0	0	0	0	0
1700	0	0	0	0	0	0	0
1730	0	0	0	0	0	0	0
1800	0	0	0	0	0	0	0
1830	0	0	0	0	0	0	0
1900	13	12	13	12	0	0	50
1930	13	12	13	12	0	0	50
2000	13	12	13	12	0	0	50
2030	13	12	13	12	0	0	50
2100	13	12	13	12	0	0	50
2130	13	12	13	12	0	0	50
Total Student Seat 1/2 Hours:	246	384	246	384	264	0	1,524
Total Student Seat Hours:	123	192	123	192	132	0	762
% Max Student Hrs:	24%	38%	24%	38%	26%	0%	30%
% State Benchmark:	48%	75%	48%	75%	52%	0%	60%

CRN	Course	Enroll	Dates	Days	BTime	ETime	Instructor	Hrs	Type
30376	ART V12A	22	1/11 5/18	F	0800	1350	Fell, Sharla A.	6	WC
32604	ART V12A	26	1/11 5/18	T R	0800	1050	Moskowitz, Robert	6	WC
34539	ART V12A	26	1/11 5/18	T R	1100	1350	Fell, Sharla A.	6	WC
33650	ART V12A	28	1/11 5/18	M W	1100	1350	Young, David A.	6	WC
30031	ART V12A	12	1/11 5/18	T R	1900	2150	Day, Catherine	6	WC
39457	ART V12A	13	1/11 5/18	M W	1900	2150	Day, Catherine	6	WC


Utilization % Color Codes:	Red < 25%	Blue < 50%	Green < 90%	Gold >= 90%
Capacity:	53	Students (Banner)	Description:	Environment and Construction Technology
Stations:	53	Students (Fusion)	Division:	1
Max Student Hrs:	3,710	Capacity * 70 Hrs/Wk	Room Use:	110 Classroom
Use Factor:	53	Hrs/Week	Size:	1,026 Sq. Feet
Occ Factor:	35	Students/Hr	TOP Code:	009900
State Benchmark:	1,872	Student Hours/Wk	TOP Title:	General Assignment

Number of Students by Time and Day

Time	Mon	Tues	Wed	Thur	Fri	Sat	Week
0700	0	0	0	0	0	0	0
0730	0	0	0	0	0	0	0
0800	0	23	0	23	0	0	46
0830	19	23	19	23	0	0	84
0900	19	23	19	23	0	0	84
0930	19	26	19	26	0	0	90
1000	0	26	0	26	0	0	52
1030	19	26	19	26	0	0	90
1100	19	26	19	26	0	0	90
1130	19	26	19	26	0	0	90
1200	0	26	0	26	0	0	52
1230	0	0	0	0	0	0	0
1300	0	0	0	0	0	0	0
1330	12	24	12	0	0	0	48
1400	12	24	12	0	0	0	48
1430	12	24	12	24	0	0	72
1500	12	24	12	24	0	0	72
1530	0	24	0	24	0	0	48
1600	0	24	0	24	0	0	48
1630	0	0	0	24	0	0	24
1700	0	0	0	24	0	0	24
1730	0	0	0	0	0	0	0
1800	0	36	0	25	0	0	61
1830	0	36	0	25	0	0	61
1900	0	36	0	25	0	0	61
1930	0	36	0	25	0	0	61
2000	0	36	0	25	0	0	61
2030	0	36	0	25	0	0	61
2100	0	0	0	0	0	0	0
2130	0	0	0	0	0	0	0
Total Student Seat 1/2 Hours:	162	585	162	519	0	0	1,428
Total Student Seat Hours:	81	293	81	260	0	0	714
% Max Student Hrs:	11%	39%	11%	35%	0%	0%	19%
% State Benchmark:	22%	78%	22%	69%	0%	0%	38%

CRN	Course	Enroll	Dates	Days	BTime	ETime	Instructor	Hrs	Type
30140	WS V14	23	1/11 5/18	T R	0800	0915	Forde, James R.	3	WC
30665	WS V11	19	1/11 5/18	M W	0830	0945	Forde, James R.	3	WC
31453	WS V21	26	1/11 5/18	T R	0930	1220	Forde, James R.	6	WC
30158	WS V17	19	1/11 5/18	M W	1030	1145	Forde, James R.	3	WC
30124	WS V25	24	1/11 5/18	T	1330	1620	Capazzi, Joanna M.	3	WC
30599	WS V19	12	1/25 5/9	M W	1330	1515	Capazzi, Joanna M.	4	DC
31081	WS V12	24	1/11 5/18	R	1430	1720	McNamee, Kevin	3	WC
31732	WS V13	25	1/11 5/18	R	1800	2050	McNamee, Kevin	3	WC
30274	WS V10	36	1/11 5/18	T	1800	2050	Capazzi, Joanna M.	3	WC

Utilization % Color Codes:



Capacity:	28	Students (Banner)	Description:	Environment and Construction Technology	
Stations:	28	Students (Fusion)	Division:	19	
Max Student Hrs:	1,960	Capacity * 70 Hrs/Wk	Room Use:	210	Class Lab
Use Factor:	53	Hrs/Week	Size:	1,018	Sq. Feet
Occ Factor:	19	Students/Hr	TOP Code:	010100	
State Benchmark:	989	Student Hours/Wk	TOP Title:	Agriculture Technology & Sciences, General	

Number of Students by Time and Day

Time	Mon	Tues	Wed	Thur	Fri	Sat	Week
0700	0	0	0	0	0	0	0
0730	0	0	0	0	0	0	0
0800	0	22	0	22	0	0	44
0830	0	22	0	22	0	0	44
0900	0	22	0	22	0	0	44
0930	17	16	17	16	0	0	66
1000	17	16	17	16	0	0	66
1030	17	16	17	16	0	0	66
1100	0	0	0	0	0	0	0
1130	0	0	0	0	0	0	0
1200	0	0	0	0	0	0	0
1230	0	0	0	0	0	0	0
1300	0	0	0	0	0	0	0
1330	0	0	0	0	0	0	0
1400	0	0	0	0	0	0	0
1430	0	0	0	0	0	0	0
1500	0	0	0	0	0	0	0
1530	0	0	0	0	0	0	0
1600	0	0	0	0	0	0	0
1630	0	0	0	0	0	0	0
1700	0	0	0	0	0	0	0
1730	17	20	17	20	0	0	74
1800	17	20	17	20	0	0	74
1830	17	20	17	20	0	0	74
1900	18	27	13	34	0	0	92
1930	18	27	13	34	0	0	92
2000	18	27	13	34	0	0	92
2030	18	27	13	34	0	0	92
2100	18	27	13	34	0	0	92
2130	18	27	13	34	0	0	92
Total Student Seat 1/2 Hours:	210	336	180	378	0	0	1,104
Total Student Seat Hours:	105	168	90	189	0	0	552
% Max Student Hrs:	27%	43%	23%	48%	0%	0%	28%
% State Benchmark:	53%	85%	45%	96%	0%	0%	56%

CRN	Course	Enroll	Dates	Days	BTime	ETime	Instructor	Hrs	Type	
30300	ARCH V12	5	1/11	5/18	T R	0800	0915	Mansfield, Casey L.	3	WC
30283	CT V12	17	1/11	5/18	T R	0800	0915	Mansfield, Casey L.	3	WC
31096	CT V59	15	1/11	5/18	T R	0930	1045	Mansfield, Casey L.	3	WC
31203	ARCH V59	1	1/11	5/18	T R	0930	1045	Mansfield, Casey L.	3	WC
30126	CT V75	17	1/11	5/18	M W	0930	1045	Mansfield, Casey L.	3	WC
30503	CT V70	20	1/11	5/18	T R	1730	1845	Stuart, Stephen R.	3	WC
30096	CT V77	17	1/11	5/18	M W	1730	1845	Da Pra, James F.	3	WC
31912	CT V66	34	1/11	5/18	R	1900	2150	Tovey, Vincent T.	3	WC
30107	CT V71	13	1/11	5/18	W	1900	2150	McLaughlin, Daniel R.	3	WC
31224	CT V76	27	1/11	5/18	T	1900	2150	Dejong, Michael E.	3	WC
31084	CT V52	18	1/11	5/18	M	1900	2150	Guyer, Robert W.	3	WC

Utilization % Color Codes:	Red < 25%	Blue < 50%	Green < 90%	Gold >= 90%
Capacity:	24	Students (Banner)	Description:	Environment and Construction Technology
Stations:	24	Students (Fusion)	Division:	19
Max Student Hrs:	1,680	Capacity * 70 Hrs/Wk	Room Use:	210 Class Lab
Use Factor:	53	Hrs/Week	Size:	1,025 Sq. Feet
Occ Factor:	16	Students/Hr	TOP Code:	010100
State Benchmark:	848	Student Hours/Wk	TOP Title:	Agriculture Technology & Sciences, General

Number of Students by Time and Day

Time	Mon	Tues	Wed	Thur	Fri	Sat	Week
0700	0	0	0	0	0	0	0
0730	0	0	0	0	0	0	0
0800	0	0	0	0	0	0	0
0830	0	0	0	0	0	0	0
0900	0	0	0	0	0	0	0
0930	0	13	0	13	0	0	26
1000	0	13	0	13	0	0	26
1030	0	13	0	13	0	0	26
1100	0	13	0	13	0	0	26
1130	0	13	0	13	0	0	26
1200	0	13	0	13	0	0	26
1230	0	0	0	0	0	0	0
1300	0	0	0	0	0	0	0
1330	0	0	0	0	0	0	0
1400	30	0	30	0	0	0	60
1430	30	0	30	0	0	0	60
1500	30	0	30	0	0	0	60
1530	0	0	0	0	0	0	0
1600	0	0	0	0	0	0	0
1630	0	0	0	0	0	0	0
1700	0	0	0	0	0	0	0
1730	0	0	0	0	0	0	0
1800	0	0	0	20	0	0	20
1830	0	0	0	20	0	0	20
1900	0	0	0	20	0	0	20
1930	0	0	0	20	0	0	20
2000	0	0	0	20	0	0	20
2030	0	0	0	20	0	0	20
2100	0	0	0	0	0	0	0
2130	0	0	0	0	0	0	0
Total Student Seat 1/2 Hours:	90	78	90	198	0	0	456
Total Student Seat Hours:	45	39	45	99	0	0	228
% Max Student Hrs:	13%	12%	13%	29%	0%	0%	14%
% State Benchmark:	27%	23%	27%	58%	0%	0%	27%

CRN	Course	Enroll	Dates	Days	BTime	ETime	Instructor	Hrs	Type
30486	BIOL V23	13	1/11 5/18	T R	0930	1220	De Jesus, Marta	6	WC
32018	ESRM V14	30	1/11 5/18	M W	1400	1515	Stahl, Karen M.	3	WC
32139	DRFT V04	12	1/11 5/18	R	1800	2050	Villafana, Donald E.	3	WC
31931	MT V04	8	1/11 5/18	R	1800	2050	Villafana, Donald E.	3	WC

Utilization % Color Codes:	Red < 25%	Blue < 50%	Green < 90%	Gold >= 90%
Capacity:	46	Students (Banner)	Description:	English Learning Center
Stations:	46	Students (Fusion)	Division:	17
Max Student Hrs:	3,220	Capacity * 70 Hrs/Wk	Room Use:	220 Spec Class Lab
Use Factor:	53	Hrs/Week	Size:	1,131 Sq. Feet
Occ Factor:	31	Students/Hr	TOP Code:	493000
State Benchmark:	1,625	Student Hours/Wk	TOP Title:	General Studies

Number of Students by Time and Day

Time	Mon	Tues	Wed	Thur	Fri	Sat	Week
0700	0	0	0	0	0	0	0
0730	0	0	0	0	0	0	0
0800	0	15	0	15	0	0	30
0830	0	15	0	15	0	0	30
0900	0	15	0	15	0	0	30
0930	0	15	0	15	0	0	30
1000	0	15	0	15	0	0	30
1030	0	0	0	0	0	0	0
1100	0	0	0	0	0	0	0
1130	0	0	0	0	0	0	0
1200	0	0	0	0	0	0	0
1230	0	0	0	0	0	0	0
1300	0	0	0	0	0	0	0
1330	0	0	0	0	0	0	0
1400	0	0	0	0	0	0	0
1430	0	0	0	0	0	0	0
1500	0	0	0	0	0	0	0
1530	0	0	0	0	0	0	0
1600	0	0	0	0	0	0	0
1630	0	0	0	0	0	0	0
1700	0	0	0	0	0	0	0
1730	0	0	0	0	0	0	0
1800	0	0	0	0	0	0	0
1830	0	0	0	0	0	0	0
1900	0	0	0	0	0	0	0
1930	0	0	0	0	0	0	0
2000	0	0	0	0	0	0	0
2030	0	0	0	0	0	0	0
2100	0	0	0	0	0	0	0
2130	0	0	0	0	0	0	0
Total Student Seat 1/2 Hours:	0	75	0	75	0	0	150
Total Student Seat Hours:	0	38	0	38	0	0	75
% Max Student Hrs:	0%	6%	0%	6%	0%	0%	2%
% State Benchmark:	0%	12%	0%	12%	0%	0%	5%

CRN	Course	Enroll	Dates	Days	BTime	ETime	Instructor	Hrs	Type
30185	ENGM V42	15	1/26	5/10	T R	0800	1015	Harrison, Karen S.	5 DC

Utilization % Color Codes:	Red < 25%	Blue < 50%	Green < 90%	Gold >= 90%
Capacity:	12 Students (Banner)	Description:		English Learning Center
Stations:	12 Students (Fusion)	Division:		17
Max Student Hrs:	840 Capacity * 70 Hrs/Wk	Room Use:		220 Spec Class Lab
Use Factor:	53 Hrs/Week	Size:		670 Sq. Feet
Occ Factor:	8 Students/Hr	TOP Code:		493000
State Benchmark:	424 Student Hours/Wk	TOP Title:		General Studies

Number of Students by Time and Day

Time	Mon	Tues	Wed	Thur	Fri	Sat	Week
0700	0	0	0	0	0	0	0
0730	0	0	0	0	0	0	0
0800	9	0	9	0	0	0	18
0830	9	0	9	0	0	0	18
0900	9	0	9	0	0	0	18
0930	9	0	9	0	0	0	18
1000	9	0	9	0	0	0	18
1030	0	0	0	0	0	0	0
1100	9	0	9	0	0	0	18
1130	9	0	9	0	0	0	18
1200	9	0	9	0	0	0	18
1230	9	0	9	0	0	0	18
1300	9	0	9	0	0	0	18
1330	0	0	0	0	0	0	0
1400	0	0	0	0	0	0	0
1430	0	0	0	0	0	0	0
1500	0	0	0	0	0	0	0
1530	0	0	0	0	0	0	0
1600	0	0	0	0	0	0	0
1630	0	0	0	0	0	0	0
1700	0	0	0	0	0	0	0
1730	0	0	0	0	0	0	0
1800	0	0	0	0	0	0	0
1830	0	0	0	0	0	0	0
1900	0	0	0	0	0	0	0
1930	0	0	0	0	0	0	0
2000	0	0	0	0	0	0	0
2030	0	0	0	0	0	0	0
2100	0	0	0	0	0	0	0
2130	0	0	0	0	0	0	0
Total Student Seat 1/2 Hours:	90	0	90	0	0	0	180
Total Student Seat Hours:	45	0	45	0	0	0	90
% Max Student Hrs:	27%	0%	27%	0%	0%	0%	11%
% State Benchmark:	53%	0%	53%	0%	0%	0%	21%

CRN	Course	Enroll	Dates	Days	BTime	ETime	Instructor	Hrs	Type
30652	ENGM V32	9	1/25	5/9	M W	0800	1015	Harrison, Karen S.	5 DC
31633	ENGM V22	9	1/25	5/9	M W	1100	1315	Harrison, Karen S.	5 DC

Utilization % Color Codes:	Red < 25%	Blue < 50%	Green < 90%	Gold >= 90%
Capacity:	80	Students (Banner)	Description:	Health Science Center
Stations:	80	Students (Fusion)	Division:	
Max Student Hrs:	5,600	Capacity * 70 Hrs/Wk	Room Use:	110 Classroom
Use Factor:	53	Hrs/Week	Size:	1,416 Sq. Feet
Occ Factor:	53	Students/Hr	TOP Code:	009900
State Benchmark:	2,826	Student Hours/Wk	TOP Title:	General Assignment

Number of Students by Time and Day

Time	Mon	Tues	Wed	Thur	Fri	Sat	Week
0700	0	0	0	0	0	0	0
0730	0	0	0	0	0	0	0
0800	74	0	74	0	0	0	148
0830	74	0	74	0	0	0	148
0900	74	0	74	0	0	0	148
0930	65	0	0	19	0	0	84
1000	65	0	0	19	0	0	84
1030	65	0	0	19	0	0	84
1100	65	0	40	19	40	0	164
1130	65	0	40	19	40	0	164
1200	0	0	40	0	40	0	80
1230	46	0	0	0	0	0	46
1300	46	0	0	0	0	0	46
1330	46	0	0	0	0	0	46
1400	46	0	0	0	0	0	46
1430	46	0	0	0	0	0	46
1500	0	0	0	0	0	0	0
1530	0	0	0	0	0	0	0
1600	0	0	0	0	0	0	0
1630	0	0	0	0	0	0	0
1700	0	0	0	0	0	0	0
1730	0	39	0	0	0	0	39
1800	0	39	0	0	0	0	39
1830	0	39	0	0	0	0	39
1900	0	39	0	0	0	0	39
1930	0	39	0	0	0	0	39
2000	0	39	0	0	0	0	39
2030	0	0	0	0	0	0	0
2100	0	0	0	0	0	0	0
2130	0	0	0	0	0	0	0
Total Student Seat 1/2 Hours:	777	234	342	95	120	0	1,568
Total Student Seat Hours:	389	117	171	48	60	0	784
% Max Student Hrs:	35%	10%	15%	4%	5%	0%	14%
% State Benchmark:	69%	21%	30%	8%	11%	0%	28%

CRN	Course	Enroll	Dates	Days	BTime	ETime	Instructor	Hrs	Type
31341	ANAT V01	22	1/11 5/18	M W	0800	0915	Gardner, Ty J.	3	WC
30728	ANAT V01	30	1/11 5/18	M W	0800	0915	Gardner, Ty J.	3	WC
30610	ANAT V01	22	1/11 5/18	M W	0800	0915	Gardner, Ty J.	3	WC
38204	NS V30	10	1/11 5/18	R	0930	1145	Peter, Claudia	3	WC
38203	NS V30	9	1/11 5/18	R	0930	1145	Peter, Claudia	3	WC
32349	NS V20	11	1/11 5/18	M	0930	1145	Dalton, Heidi A.	3	WC
32938	NS V20	11	1/11 5/18	M	0930	1145	Dalton, Heidi A.	3	WC
38199	NS V20	11	1/11 5/18	M	0930	1145	Dalton, Heidi A.	3	WC
38202	NS V20	11	1/11 5/18	M	0930	1145	Dalton, Heidi A.	3	WC
38201	NS V20	10	1/11 5/18	M	0930	1145	Dalton, Heidi A.	3	WC
38200	NS V20	11	1/11 5/18	M	0930	1145	Dalton, Heidi A.	3	WC
30489	ANAT V01	19	1/11 5/18	W F	1100	1215	Huxley, Mary P.	3	WC
32993	ANAT V01	21	1/11 5/18	W F	1100	1215	Huxley, Mary P.	3	WC
30959	NS V10	12	1/11 5/18	M	1230	1445	Tallakson, Melanie B.	3	WC
30460	NS V10	11	1/11 5/18	M	1230	1445	Tallakson, Melanie B.	3	WC
32516	NS V10	12	1/11 5/18	M	1230	1445	Tallakson, Melanie B.	3	WC
30422	NS V10	11	1/11 5/18	M	1230	1445	Tallakson, Melanie B.	3	WC
32164	NS V07	39	1/11 5/18	T	1730	2020	Glenn, Carrie A.	3	WC

Utilization % Color Codes:	Red < 25%	Blue < 50%	Green < 90%	Gold >= 90%
Capacity:	34	Students (Banner)	Description:	Health Science Center
Stations:	34	Students (Fusion)	Division:	37
Max Student Hrs:	2,380	Capacity * 70 Hrs/Wk	Room Use:	210 Class Lab
Use Factor:	53	Hrs/Week	Size:	864 Sq. Feet
Occ Factor:	23	Students/Hr	TOP Code:	123000
State Benchmark:	1,201	Student Hours/Wk	TOP Title:	Nursing

Number of Students by Time and Day

Time	Mon	Tues	Wed	Thur	Fri	Sat	Week
0700	0	0	0	0	0	0	0
0730	0	0	0	0	0	0	0
0800	0	25	0	0	0	0	25
0830	0	25	0	0	0	0	25
0900	0	25	0	0	0	0	25
0930	0	25	0	0	0	0	25
1000	0	25	0	0	0	0	25
1030	0	25	0	0	0	0	25
1100	0	25	0	0	0	0	25
1130	0	0	0	0	0	0	0
1200	0	0	0	0	0	0	0
1230	0	0	0	0	0	0	0
1300	0	0	0	0	0	0	0
1330	0	0	0	0	0	0	0
1400	0	0	0	0	0	0	0
1430	0	0	0	0	0	0	0
1500	0	0	0	0	0	0	0
1530	0	0	0	0	0	0	0
1600	0	0	0	0	0	0	0
1630	0	0	0	0	0	0	0
1700	0	0	0	0	0	0	0
1730	0	0	0	0	0	0	0
1800	0	0	0	0	0	0	0
1830	0	0	0	0	0	0	0
1900	0	0	0	0	0	0	0
1930	0	0	0	0	0	0	0
2000	0	0	0	0	0	0	0
2030	0	0	0	0	0	0	0
2100	0	0	0	0	0	0	0
2130	0	0	0	0	0	0	0
Total Student Seat 1/2 Hours:	0	175	0	0	0	0	175
Total Student Seat Hours:	0	88	0	0	0	0	88
% Max Student Hrs:	0%	18%	0%	0%	0%	0%	4%
% State Benchmark:	0%	36%	0%	0%	0%	0%	7%

CRN	Course	Enroll	Dates	Days	BTime	ETime	Instructor	Hrs	Type
37153	PM V02	25	1/11	5/18	T	0800	1115	O'Connor, Thomas W.	4 PA



Utilization % Color Codes:	Red < 25%	Blue < 50%	Green < 90%	Gold >= 90%
Capacity:	61	Students (Banner)	Description:	Health Science Center
Stations:	61	Students (Fusion)	Division:	
Max Student Hrs:	4,270	Capacity * 70 Hrs/Wk	Room Use:	110 Classroom
Use Factor:	53	Hrs/Week	Size:	955 Sq. Feet
Occ Factor:	41	Students/Hr	TOP Code:	009900
State Benchmark:	2,155	Student Hours/Wk	TOP Title:	General Assignment

Number of Students by Time and Day

Time	Mon	Tues	Wed	Thur	Fri	Sat	Week
0700	0	0	0	0	0	0	0
0730	0	0	0	0	0	0	0
0800	0	51	0	51	0	0	102
0830	0	51	0	51	0	0	102
0900	0	51	0	51	0	0	102
0930	29	30	0	30	0	0	89
1000	29	30	0	30	0	0	89
1030	29	30	0	30	0	0	89
1100	29	48	0	48	0	0	125
1130	29	48	0	48	0	0	125
1200	0	48	0	48	0	0	96
1230	0	0	0	0	0	0	0
1300	33	0	0	0	0	0	33
1330	33	0	0	0	0	0	33
1400	33	0	0	0	0	0	33
1430	33	0	0	0	0	0	33
1500	0	0	0	0	0	0	0
1530	0	0	0	0	0	0	0
1600	0	0	0	0	0	0	0
1630	0	0	0	0	0	0	0
1700	0	0	0	0	0	0	0
1730	0	0	0	0	0	0	0
1800	0	0	0	0	0	0	0
1830	0	0	0	0	0	0	0
1900	0	0	0	0	0	0	0
1930	0	0	0	0	0	0	0
2000	0	0	0	0	0	0	0
2030	0	0	0	0	0	0	0
2100	0	0	0	0	0	0	0
2130	0	0	0	0	0	0	0
Total Student Seat 1/2 Hours:	277	387	0	387	0	0	1,051
Total Student Seat Hours:	139	194	0	194	0	0	526
% Max Student Hrs:	16%	23%	0%	23%	0%	0%	12%
% State Benchmark:	32%	45%	0%	45%	0%	0%	24%

CRN	Course	Enroll	Dates	Days	BTime	ETime	Instructor	Hrs	Type
31000	HED V87	51	1/11 5/18	T R	0800	0915	Bailey, Michele L.	3	WC
32142	HED V93	30	1/11 5/18	T R	0930	1045	Bailey, Michele L.	3	WC
30793	NS V30	10	1/11 5/18	M	0930	1145	Peter, Claudia	3	WC
38206	NS V30	10	1/11 5/18	M	0930	1145	Peter, Claudia	3	WC
38205	NS V30	9	1/11 5/18	M	0930	1145	Peter, Claudia	3	WC
31038	HED V87	48	1/11 5/18	T R	1100	1215	Bailey, Michele L.	3	WC
39322	NS V84B	33	1/11 5/18	M	1300	1450	Mitchell, Nancy R.	2	WC

Utilization % Color Codes:	Red < 25%	Blue < 50%	Green < 90%	Gold >= 90%
Capacity:	53	Students (Banner)	Description:	Health Science Center
Stations:	53	Students (Fusion)	Division:	
Max Student Hrs:	3,710	Capacity * 70 Hrs/Wk	Room Use:	110 Classroom
Use Factor:	53	Hrs/Week	Size:	919 Sq. Feet
Occ Factor:	35	Students/Hr	TOP Code:	009900
State Benchmark:	1,872	Student Hours/Wk	TOP Title:	General Assignment

Number of Students by Time and Day

Time	Mon	Tues	Wed	Thur	Fri	Sat	Week
0700	0	0	0	0	0	0	0
0730	0	0	0	0	0	0	0
0800	0	0	0	0	0	0	0
0830	0	29	0	0	0	0	29
0900	33	29	0	0	0	0	62
0930	33	29	0	0	0	0	62
1000	33	29	0	0	0	0	62
1030	33	29	0	0	0	0	62
1100	39	29	39	0	0	0	107
1130	39	29	39	0	0	0	107
1200	39	0	39	0	0	0	78
1230	0	0	0	0	0	0	0
1300	0	0	0	0	0	0	0
1330	0	0	0	0	0	0	0
1400	0	0	34	0	0	0	34
1430	0	0	34	0	0	0	34
1500	0	0	34	0	0	0	34
1530	0	0	34	0	0	0	34
1600	0	0	34	0	0	0	34
1630	0	0	34	0	0	0	34
1700	0	0	34	0	0	0	34
1730	0	0	0	0	0	0	0
1800	0	0	0	0	0	0	0
1830	0	0	0	0	0	0	0
1900	0	0	0	0	0	0	0
1930	0	0	0	0	0	0	0
2000	0	0	0	0	0	0	0
2030	0	0	0	0	0	0	0
2100	0	0	0	0	0	0	0
2130	0	0	0	0	0	0	0
Total Student Seat 1/2 Hours:	249	203	355	0	0	0	807
Total Student Seat Hours:	125	102	178	0	0	0	404
% Max Student Hrs:	17%	14%	24%	0%	0%	0%	11%
% State Benchmark:	33%	27%	47%	0%	0%	0%	22%

CRN	Course	Enroll	Dates	Days	BTime	ETime	Instructor	Hrs	Type
31300	HS V10	8	1/11 5/18	T	0830	1150	Neel, Kelly E.	4	WC
31106	HS V10	12	1/11 5/18	T	0830	1150	Neel, Kelly E.	4	WC
32771	HS V10	9	1/11 5/18	T	0830	1150	Neel, Kelly E.	4	WC
39320	NS V84A	33	1/11 5/18	M	0900	1050	Vogtmann, Heidi M.	2	WC
30419	BIOL V12	39	1/11 5/18	M W	1100	1215	Saito, Patty E.	3	WC
31371	HS V10	12	1/11 5/18	W	1400	1720	Neel, Kelly E.	4	WC
31120	HS V10	10	1/11 5/18	W	1400	1720	Neel, Kelly E.	4	WC
39401	HS V10	12	1/11 5/18	W	1400	1720	Neel, Kelly E.	4	WC

Utilization % Color Codes:	Red < 25%	Blue < 50%	Green < 90%	Gold >= 90%
Capacity:	57	Students (Banner)	Description:	Health Science Center
Stations:	57	Students (Fusion)	Division:	
Max Student Hrs:	3,990	Capacity * 70 Hrs/Wk	Room Use:	110 Classroom
Use Factor:	53	Hrs/Week	Size:	900 Sq. Feet
Occ Factor:	38	Students/Hr	TOP Code:	009900
State Benchmark:	2,014	Student Hours/Wk	TOP Title:	General Assignment

Number of Students by Time and Day

Time	Mon	Tues	Wed	Thur	Fri	Sat	Week
0700	0	0	0	0	0	0	0
0730	0	0	0	0	0	0	0
0800	0	0	0	0	0	0	0
0830	0	0	0	0	0	0	0
0900	0	0	0	0	0	0	0
0930	37	0	37	0	0	0	74
1000	37	0	37	0	0	0	74
1030	37	0	37	0	0	0	74
1100	37	0	37	0	0	0	74
1130	0	0	0	0	0	0	0
1200	0	0	0	0	0	0	0
1230	0	0	0	0	0	0	0
1300	0	0	0	0	0	0	0
1330	0	0	0	0	0	0	0
1400	0	0	0	0	0	0	0
1430	0	0	0	0	0	0	0
1500	0	0	0	0	0	0	0
1530	0	0	29	21	0	0	50
1600	0	0	29	21	0	0	50
1630	0	0	29	21	0	0	50
1700	0	0	29	21	0	0	50
1730	0	0	29	21	0	0	50
1800	0	0	29	21	0	0	50
1830	0	0	0	0	0	0	0
1900	0	0	0	0	0	0	0
1930	0	0	0	0	0	0	0
2000	0	0	0	0	0	0	0
2030	0	0	0	0	0	0	0
2100	0	0	0	0	0	0	0
2130	0	0	0	0	0	0	0
Total Student Seat 1/2 Hours:	148	0	322	126	0	0	596
Total Student Seat Hours:	74	0	161	63	0	0	298
% Max Student Hrs:	9%	0%	20%	8%	0%	0%	7%
% State Benchmark:	18%	0%	40%	16%	0%	0%	15%

CRN	Course	Enroll	Dates	Days	BTime	ETime	Instructor	Hrs	Type
30954	NS V40	13	1/11 5/18	M W	0930	1120	Berardi, Veronica A.	4	WC
31320	NS V40	12	1/11 5/18	M W	0930	1120	Berardi, Veronica A.	4	WC
38217	NS V40	12	1/11 5/18	M W	0930	1120	Berardi, Veronica A.	4	WC
32193	EMT V01	21	1/11 5/18	R	1530	1820	Williams, Weston J.	3	PA
32184	EMT V01	29	1/11 5/18	W	1530	1820	Bateman, Karen	3	PA

Utilization % Color Codes:	Red < 25%	Blue < 50%	Green < 90%	Gold >= 90%
Capacity:	30	Students (Banner)	Description:	Media Arts Center
Stations:	30	Students (Fusion)	Division:	9
Max Student Hrs:	2,100	Capacity * 70 Hrs/Wk	Room Use:	210 Class Lab
Use Factor:	53	Hrs/Week	Size:	733 Sq. Feet
Occ Factor:	20	Students/Hr	TOP Code:	101100
State Benchmark:	1,060	Student Hours/Wk	TOP Title:	Photography

Number of Students by Time and Day

Time	Mon	Tues	Wed	Thur	Fri	Sat	Week
0700	0	0	0	0	0	0	0
0730	0	0	0	0	0	0	0
0800	24	23	24	23	16	0	110
0830	24	23	24	23	16	0	110
0900	24	23	24	23	16	0	110
0930	24	23	24	23	16	0	110
1000	24	23	24	23	16	0	110
1030	24	23	24	23	16	0	110
1100	23	15	23	15	16	0	92
1130	23	15	23	15	16	0	92
1200	23	15	23	15	16	0	92
1230	23	15	23	15	16	0	92
1300	23	15	23	15	16	0	92
1330	23	15	23	15	16	0	92
1400	21	18	21	18	0	0	78
1430	21	18	21	18	0	0	78
1500	21	18	21	18	0	0	78
1530	21	18	21	18	0	0	78
1600	21	18	21	18	0	0	78
1630	21	18	21	18	0	0	78
1700	0	0	0	0	0	0	0
1730	0	0	0	0	0	0	0
1800	0	0	0	0	0	0	0
1830	0	0	0	0	0	0	0
1900	13	17	13	17	0	0	60
1930	13	17	13	17	0	0	60
2000	13	17	13	17	0	0	60
2030	13	17	13	17	0	0	60
2100	13	17	13	17	0	0	60
2130	13	17	13	17	0	0	60
Total Student Seat 1/2 Hours:	486	438	486	438	192	0	2,040
Total Student Seat Hours:	243	219	243	219	96	0	1,020
% Max Student Hrs:	58%	52%	58%	52%	23%	0%	49%
% State Benchmark:	115%	103%	115%	103%	45%	0%	96%

CRN	Course	Enroll	Dates	Days	BTime	ETime	Instructor	Hrs	Type	
31326	PHOT V09B	1	1/11	5/18	F	0800	1350	Hendricks, William	6	WC
31319	PHOT V09A	15	1/11	5/18	F	0800	1350	Hendricks, William	6	WC
30895	PHOT V01	23	1/11	5/18	T R	0800	1050	Hendricks, William	6	WC
32582	PHOT V01	24	1/11	5/18	M W	0800	1050	Moulton, Steven	6	WC
31301	PHOT V08	15	1/11	5/18	T R	1100	1350	Hendricks, William	6	WC
30899	PHOT V01	23	1/11	5/18	M W	1100	1350	Moulton, Steven	6	WC
30900	PHOT V01	18	1/11	5/18	T R	1400	1650	Isaacson, Martin	6	WC
31258	PHOT V04B	8	1/11	5/18	M W	1400	1650	Hendricks, William	6	WC
31253	PHOT V04A	13	1/11	5/18	M W	1400	1650	Hendricks, William	6	WC
31227	PHOT V01	17	1/11	5/18	T R	1900	2150	Groves, Jesse D.	6	WC
31274	PHOT V06B	2	1/11	5/18	M W	1900	2150	Cooper, Greg A.	6	WC
31611	PHOT V06A	11	1/11	5/18	M W	1900	2150	Cooper, Greg A.	6	WC

Utilization % Color Codes:	Red < 25%	Blue < 50%	Green < 90%	Gold >= 90%
Capacity:	30	Students (Banner)	Description:	Media Arts Center
Stations:	22	Students (Fusion)	Division:	12
Max Student Hrs:	2,100	Capacity * 70 Hrs/Wk	Room Use:	110 Classroom
Use Factor:	53	Hrs/Week	Size:	884 Sq. Feet
Occ Factor:	20	Students/Hr	TOP Code:	150100
State Benchmark:	1,060	Student Hours/Wk	TOP Title:	English

Number of Students by Time and Day

Time	Mon	Tues	Wed	Thur	Fri	Sat	Week
0700	0	0	0	0	0	0	0
0730	0	0	0	0	0	0	0
0800	43	0	43	0	0	0	86
0830	43	0	43	0	0	0	86
0900	43	0	43	0	0	0	86
0930	43	25	43	25	0	0	136
1000	0	25	0	25	0	0	50
1030	0	25	0	25	0	0	50
1100	0	27	0	27	0	0	54
1130	0	27	0	27	0	0	54
1200	0	27	0	27	40	0	94
1230	19	0	19	20	40	0	98
1300	19	0	19	20	40	0	98
1330	19	0	19	20	40	0	98
1400	19	0	19	20	0	0	58
1430	0	0	0	0	0	0	0
1500	0	0	0	0	0	0	0
1530	0	0	0	0	0	0	0
1600	0	0	0	0	0	0	0
1630	0	0	0	0	0	0	0
1700	0	0	0	0	0	0	0
1730	0	27	0	27	0	0	54
1800	0	27	0	27	0	0	54
1830	0	27	29	27	0	0	83
1900	0	27	29	27	0	0	83
1930	0	27	29	27	0	0	83
2000	0	0	29	0	0	0	29
2030	0	0	29	0	0	0	29
2100	0	0	29	0	0	0	29
2130	0	0	29	0	0	0	29
Total Student Seat 1/2 Hours:	248	291	451	371	160	0	1,521
Total Student Seat Hours:	124	146	226	186	80	0	761
% Max Student Hrs:	30%	35%	54%	44%	19%	0%	36%
% State Benchmark:	58%	69%	106%	88%	38%	0%	72%

CRN	Course	Enroll	Dates	Days	BTime	ETime	Instructor	Hrs	Type
32664	MATH V44	43	1/11 5/18	M W	0800	0950	Petitfils, Ryan L.	4	WC
30532	HIST V05B	16	1/11 5/18	T R	0930	1045	Ward, Michael K.	3	WC
33017	AES V02B	9	1/11 5/18	T R	0930	1045	Ward, Michael K.	3	WC
30524	HIST V02B	27	1/11 5/18	T R	1100	1215	Coffey, Colleen M.	3	WC
30816	COUN V10A	40	2/19 4/15	F	1200	1350	Suel, Timothy D.	2	OC
31039	COUN V10A	20	1/28 3/17	R	1230	1420	Chaparro, Robert	2	OC
39999	HED V76	19	1/25 5/9	M W	1230	1415	Shuler, Lynn S.	4	DC
32884	COUN V02	27	2/23 5/10	T R	1730	1945	De Cierdo, Marcelino A.	5	DC
32557	HIST V07B	29	1/27 5/11	W	1830	2145	Pendleton, John P.	4	DC

Utilization % Color Codes:	Red < 25%	Blue < 50%	Green < 90%	Gold >= 90%
Capacity:	70	Students (Banner)	Description:	Media Arts Center
Stations:	30	Students (Fusion)	Division:	12
Max Student Hrs:	4,900	Capacity * 70 Hrs/Wk	Room Use:	110 Classroom
Use Factor:	53	Hrs/Week	Size:	1,363 Sq. Feet
Occ Factor:	47	Students/Hr	TOP Code:	220500
State Benchmark:	2,473	Student Hours/Wk	TOP Title:	History

Number of Students by Time and Day

Time	Mon	Tues	Wed	Thur	Fri	Sat	Week
0700	0	0	0	0	0	0	0
0730	0	0	0	0	0	0	0
0800	0	58	0	58	0	0	116
0830	0	58	0	58	0	0	116
0900	0	58	0	58	0	0	116
0930	64	32	64	32	0	0	192
1000	64	32	64	32	0	0	192
1030	64	32	64	32	0	0	192
1100	77	37	77	37	0	0	228
1130	77	37	77	37	0	0	228
1200	77	37	77	37	0	0	228
1230	55	0	55	0	0	0	110
1300	55	0	55	0	0	0	110
1330	55	0	55	0	0	0	110
1400	0	0	0	0	0	0	0
1430	0	0	0	0	0	0	0
1500	0	0	0	0	0	0	0
1530	0	0	0	0	0	0	0
1600	0	0	31	0	0	0	31
1630	0	0	31	0	0	0	31
1700	0	0	31	0	0	0	31
1730	0	0	31	0	0	0	31
1800	31	0	31	0	0	0	62
1830	31	0	31	0	0	0	62
1900	31	57	0	18	0	0	106
1930	31	57	0	18	0	0	106
2000	31	57	0	18	0	0	106
2030	31	57	0	18	0	0	106
2100	31	57	0	18	0	0	106
2130	31	57	0	18	0	0	106
Total Student Seat 1/2 Hours:	836	723	774	489	0	0	2,822
Total Student Seat Hours:	418	362	387	245	0	0	1,411
% Max Student Hrs:	43%	37%	39%	25%	0%	0%	29%
% State Benchmark:	85%	73%	78%	49%	0%	0%	57%

CRN	Course	Enroll	Dates	Days	BTime	ETime	Instructor	Hrs	Type
32152	PSY V01	58	1/11 5/18	T R	0800	0915	Milani, Niki F.	3	WC
34364	PHIL V03B	32	1/11 5/18	T R	0930	1045	Bortolin, Kevin M.	3	WC
30875	PHIL V03A	64	1/11 5/18	M W	0930	1045	Bortolin, Kevin M.	3	WC
38525	PSY V15	37	1/11 5/18	T R	1100	1215	Milani, Niki F.	3	WC
30860	PHIL V01	77	1/11 5/18	M W	1100	1215	Bortolin, Kevin M.	3	WC
32617	PSY V01	55	1/11 5/18	M W	1230	1345	Milani, Niki F.	3	WC
32976	SOC V01	31	1/11 5/18	W	1600	1850	Jones, J Allison	3	WC
31653	SOC V04	31	2/8 5/9	M	1800	2150	Frydrych, Emily D.	4	DC
32426	CHST V01	16	1/11 5/18	R	1900	2150	Rocha, Jesus	3	WC
33021	AES V20	2	1/11 5/18	R	1900	2150	Rocha, Jesus	3	WC
30541	HIST V07A	57	1/11 5/18	T	1900	2150	Pendleton, John P.	3	WC

Utilization % Color Codes:	Red < 25%	Blue < 50%	Green < 90%	Gold >= 90%
Capacity:	70	Students (Banner)	Description:	Media Arts Center
Stations:	30	Students (Fusion)	Division:	12
Max Student Hrs:	4,900	Capacity * 70 Hrs/Wk	Room Use:	110 Classroom
Use Factor:	53	Hrs/Week	Size:	1,363 Sq. Feet
Occ Factor:	47	Students/Hr	TOP Code:	150100
State Benchmark:	2,473	Student Hours/Wk	TOP Title:	English

Number of Students by Time and Day

Time	Mon	Tues	Wed	Thur	Fri	Sat	Week
0700	0	0	0	0	0	0	0
0730	0	0	0	0	0	0	0
0800	0	0	0	0	0	0	0
0830	0	0	0	0	0	0	0
0900	0	0	0	0	0	0	0
0930	57	57	57	57	0	0	228
1000	57	57	57	57	0	0	228
1030	57	57	57	57	0	0	228
1100	72	54	72	54	0	0	252
1130	72	54	72	54	0	0	252
1200	72	54	72	54	0	0	252
1230	39	0	39	64	0	0	142
1300	39	0	39	64	0	0	142
1330	39	0	39	64	0	0	142
1400	56	0	56	64	0	0	176
1430	56	0	56	64	0	0	176
1500	56	0	56	64	0	0	176
1530	0	0	0	0	0	0	0
1600	0	28	19	0	0	0	47
1630	0	28	19	0	0	0	47
1700	0	28	19	0	0	0	47
1730	0	28	19	0	0	0	47
1800	0	28	19	0	0	0	47
1830	0	28	19	0	0	0	47
1900	35	30	35	0	0	0	100
1930	35	30	35	0	0	0	100
2000	35	30	35	0	0	0	100
2030	35	30	35	0	0	0	100
2100	35	30	35	0	0	0	100
2130	35	30	35	0	0	0	100
Total Student Seat 1/2 Hours:	882	681	996	717	0	0	3,276
Total Student Seat Hours:	441	341	498	359	0	0	1,638
% Max Student Hrs:	45%	35%	51%	37%	0%	0%	33%
% State Benchmark:	89%	69%	101%	72%	0%	0%	66%

CRN	Course	Enroll	Dates	Days	BTime	ETime	Instructor	Hrs	Type
33007	SOC V04	57	1/11 5/18	T R	0930	1045	Horigan, Andrea L.	3	WC
30319	PSY V01	57	1/11 5/18	M W	0930	1045	Milani, Niki F.	3	WC
32134	SOC V01	54	1/11 5/18	T R	1100	1215	Horigan, Andrea L.	3	WC
33380	POLS V01	72	1/11 5/18	M W	1100	1215	McKoy, Corinna R.	3	WC
33405	POLS V01	64	1/11 5/18	R	1230	1520	McKoy, Corinna R.	3	WC
32616	POLS V05	39	1/11 5/18	M W	1230	1345	McKoy, Corinna R.	3	WC
32019	PSY V01	56	1/11 5/18	M W	1400	1515	Milani, Niki F.	3	WC
32105	PSY V15	19	1/11 5/18	W	1600	1850	Reinauer, Bruce J.	3	WC
32621	PSY V01	28	1/11 5/18	T	1600	1850	Reinauer, Bruce J.	3	WC
31173	SOC V03	26	1/11 5/18	T	1900	2150	Corrette, Nicholas S.	3	WC
32841	AES V11	4	1/11 5/18	T	1900	2150	Corrette, Nicholas S.	3	WC
32623	PSY V05	35	3/14 5/16	M W	1900	2150	Reinauer, Bruce J.	6	DC

Utilization % Color Codes:	Red < 25%	Blue < 50%	Green < 90%	Gold >= 90%
Capacity:	45	Students (Banner)	Description:	Media Arts Center
Stations:	45	Students (Fusion)	Division:	15
Max Student Hrs:	3,150	Capacity * 70 Hrs/Wk	Room Use:	110 Classroom
Use Factor:	53	Hrs/Week	Size:	1,015 Sq. Feet
Occ Factor:	30	Students/Hr	TOP Code:	110100
State Benchmark:	1,590	Student Hours/Wk	TOP Title:	Foreign Languages, General


Number of Students by Time and Day

Time	Mon	Tues	Wed	Thur	Fri	Sat	Week
0700	0	0	0	0	0	0	0
0730	0	0	0	0	0	0	0
0800	26	23	26	23	0	0	98
0830	26	23	26	23	0	0	98
0900	26	23	26	23	0	0	98
0930	26	23	26	23	0	0	98
1000	26	23	26	23	0	0	98
1030	26	23	26	23	0	0	98
1100	23	0	23	0	0	0	46
1130	23	0	23	0	0	0	46
1200	23	0	23	0	0	0	46
1230	23	0	23	0	0	0	46
1300	23	0	23	0	0	0	46
1330	23	0	23	0	0	0	46
1400	17	16	17	16	0	0	66
1430	17	16	17	16	0	0	66
1500	17	16	17	16	0	0	66
1530	17	16	17	16	0	0	66
1600	17	16	17	16	0	0	66
1630	17	16	17	16	0	0	66
1700	0	0	0	0	0	0	0
1730	0	0	0	0	0	0	0
1800	0	0	0	0	0	0	0
1830	14	0	14	0	0	0	28
1900	14	15	14	15	0	0	58
1930	14	15	14	15	0	0	58
2000	14	15	14	15	0	0	58
2030	14	15	14	15	0	0	58
2100	14	15	14	15	0	0	58
2130	14	15	14	15	0	0	58
Total Student Seat 1/2 Hours:	494	324	494	324	0	0	1,636
Total Student Seat Hours:	247	162	247	162	0	0	818
% Max Student Hrs:	39%	26%	39%	26%	0%	0%	26%
% State Benchmark:	78%	51%	78%	51%	0%	0%	51%

CRN	Course	Enroll	Dates	Days	BTime	ETime	Instructor	Hrs	Type	
31307	ART V11B	23	1/11	5/18	T R	0800	1050	Fell, Sharla A.	6	WC
33642	ART V11A	26	1/11	5/18	M W	0800	1050	Young, David A.	6	WC
31033	ART V11A	23	1/11	5/18	M W	1100	1350	Fell, Sharla A.	6	WC
30072	ART V70A	9	1/11	5/18	T R	1400	1650	Jossel, Karen	6	WC
30064	PHOT V70A	5	1/11	5/18	T R	1400	1650	Jossel, Karen	6	WC
30309	PHOT V70B	2	1/11	5/18	T R	1400	1650	Jossel, Karen	6	WC
32265	ART V74B	3	1/11	5/18	M W	1400	1650	Fell, Sharla A.	6	WC
32013	ART V74A	14	1/11	5/18	M W	1400	1650	Fell, Sharla A.	6	WC
33645	ART V11A	14	2/1	5/17	M W	1830	2145	Freeman, Bruce N.	7	DC
39458	PHOT V02	15	1/11	5/18	T R	1900	2150	Burrows, Jayme L.	6	WC



Utilization % Color Codes:



Capacity:	35	Students (Banner)	Description:	Multidisciplinary Center East/West	
Stations:	35	Students (Fusion)	Division:		
Max Student Hrs:	2,450	Capacity * 70 Hrs/Wk	Room Use:	110	Classroom
Use Factor:	53	Hrs/Week	Size:	916	Sq. Feet
Occ Factor:	23	Students/Hr	TOP Code:	009900	
State Benchmark:	1,237	Student Hours/Wk	TOP Title:	General Assignment	

Number of Students by Time and Day

Time	Mon	Tues	Wed	Thur	Fri	Sat	Week
0700	0	0	0	0	0	0	0
0730	0	0	0	0	0	0	0
0800	32	0	32	0	23	23	110
0830	32	0	32	0	23	23	110
0900	32	0	32	0	23	23	110
0930	28	32	28	32	23	23	166
1000	28	32	28	32	23	23	166
1030	28	32	28	32	23	23	166
1100	32	36	32	36	23	23	182
1130	32	36	32	36	23	23	182
1200	32	36	32	36	0	0	136
1230	26	0	26	0	0	0	52
1300	26	0	26	0	0	0	52
1330	26	0	26	0	0	0	52
1400	26	0	26	0	0	0	52
1430	0	0	0	0	0	0	0
1500	0	0	0	0	0	0	0
1530	0	0	0	0	0	0	0
1600	0	0	0	0	0	0	0
1630	0	0	0	0	0	0	0
1700	0	0	0	0	0	0	0
1730	0	30	0	0	0	0	30
1800	27	30	27	0	0	0	84
1830	27	30	27	0	0	0	84
1900	27	30	27	0	0	0	84
1930	27	30	27	0	0	0	84
2000	27	30	27	0	0	0	84
2030	0	0	0	0	0	0	0
2100	0	0	0	0	0	0	0
2130	0	0	0	0	0	0	0
Total Student Seat 1/2 Hours:	515	384	515	204	184	184	1,986
Total Student Seat Hours:	258	192	258	102	92	92	993
% Max Student Hrs:	53%	39%	53%	21%	19%	19%	41%
% State Benchmark:	104%	78%	104%	41%	37%	37%	80%

CRN	Course	Enroll	Dates	Days	BTime	ETime	Instructor	Hrs	Type	
32911	CJ V86	23	2/26	2/28	FSU	0800	1150	Mortensen, Jerry	12	PA
31993	COMM V01	32	1/11	5/18	M W	0800	0915	Duncan, Yancy A.	3	WC
32028	COMM V01	32	1/11	5/18	T R	0930	1045	Baumwirt, Jason A.	3	WC
32000	COMM V01	28	1/11	5/18	M W	0930	1045	Duncan, Yancy A.	3	WC
31856	COMM V05	36	1/11	5/18	T R	1100	1215	Baumwirt, Jason A.	3	WC
31999	COMM V01	32	1/11	5/18	M W	1100	1215	Duncan, Yancy A.	3	WC
31892	BUS V27A	26	1/25	5/9	M W	1230	1415	Baron-Donnelly, Lucy E.	4	DC
32021	COMM V01	30	1/11	5/18	T	1730	2020	Baumwirt, Jason A.	3	WC
30114	SPAN V01	27	1/11	5/18	M W	1800	2015	Coronel-Glass, Manuela H.	5	WC

Utilization % Color Codes:	Red < 25%	Blue < 50%	Green < 90%	Gold >= 90%
Capacity:	77	Students (Banner)	Description:	Multidisciplinary Center East/West
Stations:	77	Students (Fusion)	Division:	
Max Student Hrs:	5,390	Capacity * 70 Hrs/Wk	Room Use:	110 Classroom
Use Factor:	53	Hrs/Week	Size:	1,685 Sq. Feet
Occ Factor:	51	Students/Hr	TOP Code:	009900
State Benchmark:	2,720	Student Hours/Wk	TOP Title:	General Assignment

Number of Students by Time and Day

Time	Mon	Tues	Wed	Thur	Fri	Sat	Week
0700	0	0	0	0	0	0	0
0730	0	0	0	0	0	0	0
0800	40	0	40	0	0	0	80
0830	40	0	40	0	0	0	80
0900	40	0	40	0	0	0	80
0930	64	53	64	53	0	0	234
1000	64	53	64	53	0	0	234
1030	64	53	64	53	0	0	234
1100	73	51	73	51	0	0	248
1130	73	51	73	51	0	0	248
1200	73	51	73	51	0	0	248
1230	42	76	42	76	0	0	236
1300	42	76	42	76	0	0	236
1330	42	76	42	76	0	0	236
1400	0	0	0	0	0	0	0
1430	0	0	0	0	0	0	0
1500	0	0	0	0	0	0	0
1530	0	0	0	0	0	0	0
1600	0	0	0	0	0	0	0
1630	0	0	0	0	0	0	0
1700	0	0	0	0	0	0	0
1730	0	0	0	0	0	0	0
1800	0	0	0	0	0	0	0
1830	0	0	0	0	0	0	0
1900	46	51	36	0	0	0	133
1930	46	51	36	0	0	0	133
2000	46	51	36	0	0	0	133
2030	46	51	36	0	0	0	133
2100	46	51	36	0	0	0	133
2130	46	51	36	0	0	0	133
Total Student Seat 1/2 Hours:	933	846	873	540	0	0	3,192
Total Student Seat Hours:	467	423	437	270	0	0	1,596
% Max Student Hrs:	43%	39%	40%	25%	0%	0%	30%
% State Benchmark:	86%	78%	80%	50%	0%	0%	59%

CRN	Course	Enroll	Dates	Days	BTime	ETime	Instructor	Hrs	Type	
30852	PHIL V01	40	1/11	5/18	M W	0800	0915	Mules, Ronald N.	3	WC
30872	HIST V07A	53	1/11	5/18	T R	0930	1045	Miller, Jeanne L.	3	WC
31352	PHIL V01	64	1/11	5/18	M W	0930	1045	Mules, Ronald N.	3	WC
30401	PSY V02	51	1/11	5/18	T R	1100	1215	Capuano, Lucy	3	WC
31942	PSY V25	73	1/11	5/18	M W	1100	1215	Capuano, Lucy	3	WC
32012	PSY V01	76	1/11	5/18	T R	1230	1345	Capuano, Lucy	3	WC
32088	SOC V01	42	1/11	5/18	M W	1230	1345	Schmidt, Ioana D.	3	WC
33403	POLS V01	36	1/11	5/18	W	1900	2150	Gonzalez, Daniel R.	3	WC
31990	POLS V01	51	1/11	5/18	T	1900	2150	Gonzalez, Daniel R.	3	WC
31454	HIST V02A	46	1/11	5/18	M	1900	2150	Miller, Jeanne L.	3	WC

Utilization % Color Codes:	Red < 25%	Blue < 50%	Green < 90%	Gold >= 90%
Capacity:	49	Students (Banner)	Description:	Multidisciplinary Center East/West
Stations:	49	Students (Fusion)	Division:	
Max Student Hrs:	3,430	Capacity * 70 Hrs/Wk	Room Use:	110 Classroom
Use Factor:	53	Hrs/Week	Size:	1,000 Sq. Feet
Occ Factor:	33	Students/Hr	TOP Code:	009900
State Benchmark:	1,731	Student Hours/Wk	TOP Title:	General Assignment

Number of Students by Time and Day

Time	Mon	Tues	Wed	Thur	Fri	Sat	Week
0700	0	0	0	0	0	0	0
0730	0	0	0	0	0	0	0
0800	18	21	18	21	0	0	78
0830	18	21	18	21	0	0	78
0900	18	21	18	21	0	30	108
0930	27	16	27	16	0	30	116
1000	27	16	27	16	0	30	116
1030	27	16	27	16	0	30	116
1100	34	37	34	37	0	30	172
1130	34	37	34	37	0	30	172
1200	34	37	34	37	0	0	142
1230	38	37	0	37	0	0	112
1300	38	37	0	37	0	0	112
1330	38	0	0	0	0	0	38
1400	38	0	0	0	0	0	38
1430	38	0	0	0	0	0	38
1500	38	0	0	0	0	0	38
1530	28	0	0	0	0	0	28
1600	28	0	0	0	0	0	28
1630	28	24	0	24	0	0	76
1700	28	24	0	24	0	0	76
1730	28	24	0	24	0	0	76
1800	28	24	0	24	0	0	76
1830	0	24	0	24	0	0	48
1900	0	35	0	35	0	0	70
1930	0	35	0	35	0	0	70
2000	0	35	0	35	0	0	70
2030	0	35	0	35	0	0	70
2100	0	35	0	35	0	0	70
2130	0	0	0	0	0	0	0
Total Student Seat 1/2 Hours:	633	591	237	591	0	180	2,232
Total Student Seat Hours:	317	296	119	296	0	90	1,116
% Max Student Hrs:	46%	43%	17%	43%	0%	13%	33%
% State Benchmark:	91%	85%	34%	85%	0%	26%	64%

CRN	Course	Enroll	Dates	Days	BTime	ETime	Instructor	Hrs	Type	
31182	HED V93	21	1/11	5/18	T R	0800	0915	Vandermay, Diane L.	3	WC
33627	HED V97	18	1/11	5/18	M W	0800	0915	Newton-Eliot, Maureen V.	3	WC
33063	COMM V01	30	1/11	5/18	S	0900	1150	Amar, Gary J.	3	WC
30672	HIST V16	16	1/11	5/18	T R	0930	1045	Corbett, Paul S.	3	WC
31162	HED V93	27	1/11	5/18	M W	0930	1045	Newton-Eliot, Maureen V.	3	WC
30285	JAPN V01	37	1/11	5/18	T R	1100	1315	Irion, Kumiko	5	WC
31166	HED V93	34	1/11	5/18	M W	1100	1215	Newton-Eliot, Maureen V.	3	WC
39384	SL V10A	38	1/11	5/18	M	1230	1520	Sladek, Dave A.	3	WC
30445	SL V10B	28	1/11	5/18	M	1530	1820	Sladek, Dave A.	3	WC
31913	ITAL V02	24	1/11	5/18	T R	1630	1845	Ginchereau, Anne L.	5	WC
31896	JAPN V02	35	1/11	5/18	T R	1900	2115	Irion, Kumiko	5	WC

Utilization % Color Codes:	Red < 25%	Blue < 50%	Green < 90%	Gold >= 90%
Capacity:	42	Students (Banner)	Description:	Multidisciplinary Center East/West
Stations:	42	Students (Fusion)	Division:	
Max Student Hrs:	2,940	Capacity * 70 Hrs/Wk	Room Use:	210 Class Lab
Use Factor:	53	Hrs/Week	Size:	1,049 Sq. Feet
Occ Factor:	28	Students/Hr	TOP Code:	079900
State Benchmark:	1,484	Student Hours/Wk	TOP Title:	Other Information Technology

Number of Students by Time and Day

Time	Mon	Tues	Wed	Thur	Fri	Sat	Week
0700	0	0	0	0	0	0	0
0730	0	0	0	0	0	0	0
0800	0	0	0	0	0	0	0
0830	0	0	0	0	0	0	0
0900	0	18	0	18	0	0	36
0930	0	18	0	18	0	0	36
1000	0	0	0	0	0	0	0
1030	0	23	0	23	0	0	46
1100	14	23	14	23	0	0	74
1130	14	23	14	23	0	0	74
1200	14	23	14	23	0	0	74
1230	12	15	12	15	0	0	54
1300	0	0	0	0	0	0	0
1330	0	0	0	0	0	0	0
1400	0	0	0	0	0	0	0
1430	0	0	0	0	0	0	0
1500	0	0	0	0	0	0	0
1530	0	0	0	0	0	0	0
1600	0	0	0	0	0	0	0
1630	0	0	0	0	0	0	0
1700	0	0	0	0	0	0	0
1730	0	0	0	0	0	0	0
1800	0	0	0	16	0	0	16
1830	0	0	0	16	0	0	16
1900	0	0	0	16	0	0	16
1930	0	0	0	16	0	0	16
2000	0	0	0	16	0	0	16
2030	0	0	0	16	0	0	16
2100	0	0	0	16	0	0	16
2130	0	0	0	16	0	0	16
Total Student Seat 1/2 Hours:	54	143	54	271	0	0	522
Total Student Seat Hours:	27	72	27	136	0	0	261
% Max Student Hrs:	5%	12%	5%	23%	0%	0%	9%
% State Benchmark:	9%	24%	9%	46%	0%	0%	18%

CRN	Course	Enroll	Dates	Days	BTime	ETime	Instructor	Hrs	Type
32467	ARCH V10	18	1/11 5/18	T R	0900	0950	Fernandez, Ralph J.	2	WC
32961	ARCH V15	8	1/11 5/18	T R	1030	1220	Fernandez, Ralph J.	4	WC
32207	DRFT V44	14	1/11 5/18	T R	1030	1245	Fernandez, Ralph J.	5	WC
33075	DRFT V18	1	1/11 5/18	T R	1030	1245	Fernandez, Ralph J.	5	WC
33157	ARCH V23	2	1/11 5/18	M W	1100	1215	Fernandez, Ralph J.	3	PA
32588	DRFT V05A	6	1/11 5/18	M W	1100	1250	Fernandez, Ralph J.	4	WC
32513	ARCH V23	6	1/11 5/18	M W	1100	1250	Fernandez, Ralph J.	4	WC
32589	DRFT V05A	9	1/11 5/18	R	1800	2150	Fernandez, Ralph J.	4	WC
32514	ARCH V23	7	1/11 5/18	R	1800	2150	Fernandez, Ralph J.	4	WC


Utilization % Color Codes:	Red < 25%	Blue < 50%	Green < 90%	Gold >= 90%
Capacity:	24	Students (Banner)	Description:	Multidisciplinary Center East/West
Stations:	24	Students (Fusion)	Division:	
Max Student Hrs:	1,680	Capacity * 70 Hrs/Wk	Room Use:	110 Classroom
Use Factor:	53	Hrs/Week	Size:	2,110 Sq. Feet
Occ Factor:	16	Students/Hr	TOP Code:	020100
State Benchmark:	848	Student Hours/Wk	TOP Title:	Architecture and Architectural Technology

Number of Students by Time and Day

Time	Mon	Tues	Wed	Thur	Fri	Sat	Week
0700	0	0	0	0	0	0	0
0730	0	0	0	0	0	0	0
0800	0	0	0	0	0	0	0
0830	0	0	0	0	0	0	0
0900	0	0	0	0	0	0	0
0930	0	0	0	0	0	0	0
1000	0	0	0	0	0	0	0
1030	0	0	0	0	0	0	0
1100	0	0	0	0	0	0	0
1130	0	0	0	0	0	0	0
1200	0	0	0	0	0	0	0
1230	0	0	0	0	0	0	0
1300	14	0	14	0	0	0	28
1330	14	0	14	0	0	0	28
1400	14	0	14	0	0	0	28
1430	14	0	14	0	0	0	28
1500	14	0	14	0	0	0	28
1530	11	0	11	0	0	0	22
1600	11	0	11	0	0	0	22
1630	11	0	11	0	0	0	22
1700	11	0	11	0	0	0	22
1730	11	0	11	0	0	0	22
1800	0	0	0	0	0	0	0
1830	0	0	0	0	0	0	0
1900	9	0	9	0	0	0	18
1930	9	0	9	0	0	0	18
2000	9	0	9	0	0	0	18
2030	9	0	9	0	0	0	18
2100	9	0	9	0	0	0	18
2130	9	0	9	0	0	0	18
Total Student Seat 1/2 Hours:	179	0	179	0	0	0	358
Total Student Seat Hours:	90	0	90	0	0	0	179
% Max Student Hrs:	27%	0%	27%	0%	0%	0%	11%
% State Benchmark:	53%	0%	53%	0%	0%	0%	21%

CRN	Course	Enroll	Dates	Days	BTime	ETime	Instructor	Hrs	Type
31145	ARCH V32	4	1/11 5/18	M W	1300	1515	Fernandez, Ralph J.	5	WC
36330	ARCH V31	10	1/11 5/18	M W	1300	1515	Fernandez, Ralph J.	5	WC
31744	ARCH V22	2	1/11 5/18	M W	1530	1745	Deitch, Nicholas A.	5	WC
31252	DRFT V14A	1	1/11 5/18	M W	1530	1745	Deitch, Nicholas A.	5	WC
30323	ARCH V21	8	1/11 5/18	M W	1530	1745	Deitch, Nicholas A.	5	WC
30324	ARCH V40	9	1/11 5/18	M W	1900	2150	Cormane, Curtis F.	6	WC

Utilization % Color Codes:



Capacity:	24	Students (Banner)	Description:	Multidisciplinary Center East/West	
Stations:	24	Students (Fusion)	Division:		
Max Student Hrs:	1,680	Capacity * 70 Hrs/Wk	Room Use:	110	Classroom
Use Factor:	53	Hrs/Week	Size:	1,957	Sq. Feet
Occ Factor:	16	Students/Hr	TOP Code:	020100	
State Benchmark:	848	Student Hours/Wk	TOP Title:	Architecture and Architectural Technology	

Number of Students by Time and Day

Time	Mon	Tues	Wed	Thur	Fri	Sat	Week
0700	0	0	0	0	0	0	0
0730	0	0	0	0	0	0	0
0800	0	22	0	22	0	0	44
0830	13	22	13	22	0	0	70
0900	13	22	13	22	0	0	70
0930	13	22	13	22	0	0	70
1000	13	22	13	22	0	0	70
1030	13	0	13	0	0	0	26
1100	0	0	0	0	0	0	0
1130	0	0	0	0	0	0	0
1200	0	0	0	0	0	0	0
1230	0	0	0	0	0	0	0
1300	0	0	0	0	0	0	0
1330	0	13	0	13	0	0	26
1400	0	13	0	13	0	0	26
1430	0	13	0	13	0	0	26
1500	0	13	0	13	0	0	26
1530	0	13	0	13	0	0	26
1600	0	0	0	0	0	0	0
1630	22	28	22	28	0	0	100
1700	22	28	22	28	0	0	100
1730	22	28	22	28	0	0	100
1800	22	0	22	27	0	0	71
1830	22	0	22	27	0	0	71
1900	7	0	7	27	0	0	41
1930	7	0	7	27	0	0	41
2000	7	0	7	27	0	0	41
2030	7	0	7	27	0	0	41
2100	7	0	7	27	0	0	41
2130	0	0	0	27	0	0	27
Total Student Seat 1/2 Hours:	210	259	210	475	0	0	1,154
Total Student Seat Hours:	105	130	105	238	0	0	577
% Max Student Hrs:	31%	39%	31%	71%	0%	0%	34%
% State Benchmark:	62%	76%	62%	140%	0%	0%	68%

CRN	Course	Enroll	Dates	Days	BTime	ETime	Instructor	Hrs	Type
33169	ENGR V02	22	1/11 5/18	T R	0800	1015	Millea, Michelle T.	5	WC
32525	DRFT V41	4	1/11 5/18	M W	0830	1045	Fernandez, Ralph J.	5	WC
32576	DRFT V03	9	1/11 5/18	M W	0830	1045	Fernandez, Ralph J.	5	WC
32500	DRFT V41	2	1/11 5/18	T R	1330	1545	Rabe, P Scot	5	WC
32584	DRFT V03	11	1/11 5/18	T R	1330	1545	Rabe, P Scot	5	WC
31479	WEL V02	16	1/11 5/18	T R	1630	1745	Rabe, P Scot	3	WC
30739	DRFT V02A	12	1/11 5/18	T R	1630	1745	Rabe, P Scot	3	WC
36981	DRFT V43	14	1/11 5/18	M W	1630	1845	Leduc, Tuan	5	WC
36956	DRFT V42	8	1/11 5/18	M W	1630	1845	Leduc, Tuan	5	WC
32760	DRFT V50	27	1/11 5/18	R	1800	2150	Rabe, P Scot	4	PA
31957	DRFT V03	7	1/11 5/18	M W	1900	2115	Terada, Chiiho	5	WC

Utilization % Color Codes:	Red < 25%	Blue < 50%	Green < 90%	Gold >= 90%
Capacity:	33	Students (Banner)	Description:	Multidisciplinary Center East/West
Stations:	33	Students (Fusion)	Division:	
Max Student Hrs:	2,310	Capacity * 70 Hrs/Wk	Room Use:	110 Classroom
Use Factor:	53	Hrs/Week	Size:	910 Sq. Feet
Occ Factor:	22	Students/Hr	TOP Code:	009900
State Benchmark:	1,166	Student Hours/Wk	TOP Title:	General Assignment

Number of Students by Time and Day

Time	Mon	Tues	Wed	Thur	Fri	Sat	Week
0700	0	0	0	0	0	0	0
0730	0	0	0	0	0	0	0
0800	0	0	0	0	0	0	0
0830	0	0	0	0	0	0	0
0900	0	0	0	0	0	0	0
0930	31	30	31	30	0	0	122
1000	31	30	31	30	0	0	122
1030	31	30	31	30	0	0	122
1100	29	29	29	29	0	0	116
1130	29	29	29	29	0	0	116
1200	29	29	29	29	0	0	116
1230	26	19	26	19	0	0	90
1300	26	19	26	19	0	0	90
1330	26	19	26	19	0	0	90
1400	26	0	26	0	0	0	52
1430	26	0	26	0	0	0	52
1500	0	0	0	0	0	0	0
1530	0	0	0	0	0	0	0
1600	0	0	0	0	0	0	0
1630	0	0	0	0	0	0	0
1700	0	0	0	0	0	0	0
1730	0	0	0	0	0	0	0
1800	0	0	0	0	0	0	0
1830	0	0	0	0	0	0	0
1900	0	34	0	0	0	0	34
1930	0	34	0	0	0	0	34
2000	0	34	0	0	0	0	34
2030	0	34	0	0	0	0	34
2100	0	34	0	0	0	0	34
2130	0	34	0	0	0	0	34
Total Student Seat 1/2 Hours:	310	438	310	234	0	0	1,292
Total Student Seat Hours:	155	219	155	117	0	0	646
% Max Student Hrs:	34%	47%	34%	25%	0%	0%	28%
% State Benchmark:	66%	94%	66%	50%	0%	0%	55%

CRN	Course	Enroll	Dates	Days	BTime	ETime	Instructor	Hrs	Type
31278	ENGL V01A	30	1/11 5/18	T R	0930	1045	Leonard, Sheryl A.	3	IM
30369	ENGL V01B	31	1/11 5/18	M W	0930	1045	Ventura, Deborah	3	WC
32339	ENGL V21A	29	1/11 5/18	T R	1100	1215	Beynon, Sharon J.	3	WC
31951	ENGL V01B	29	1/11 5/18	M W	1100	1215	Minnock, Kristel A.	3	WC
32380	ENGL V22B	19	1/11 5/18	T R	1230	1345	Peinado, Kelly D.	3	WC
35686	ENGL V03	26	1/11 5/18	M W	1230	1445	Peinado, Kelly D.	5	WC
31065	ENGL V11A	3	1/11 5/18	T	1900	2150	Walker, Jaclyn S.	3	WC
30644	ENGL V10	30	1/11 5/18	T	1900	2150	Walker, Jaclyn S.	3	WC
31557	ENGL V11B	1	1/11 5/18	T	1900	2150	Walker, Jaclyn S.	3	WC

Utilization % Color Codes:	Red < 25%	Blue < 50%	Green < 90%	Gold >= 90%
Capacity:	37	Students (Banner)	Description:	Multidisciplinary Center East/West
Stations:	37	Students (Fusion)	Division:	
Max Student Hrs:	2,590	Capacity * 70 Hrs/Wk	Room Use:	110 Classroom
Use Factor:	53	Hrs/Week	Size:	770 Sq. Feet
Occ Factor:	25	Students/Hr	TOP Code:	009900
State Benchmark:	1,307	Student Hours/Wk	TOP Title:	General Assignment

Number of Students by Time and Day

Time	Mon	Tues	Wed	Thur	Fri	Sat	Week
0700	0	0	0	0	0	0	0
0730	0	0	0	0	0	0	0
0800	27	0	27	0	0	0	54
0830	27	0	27	0	0	0	54
0900	27	0	27	0	0	0	54
0930	27	32	27	32	0	0	118
1000	27	32	27	32	0	0	118
1030	0	32	0	32	0	0	64
1100	31	32	31	32	0	0	126
1130	31	32	31	32	0	0	126
1200	31	32	31	32	0	0	126
1230	35	35	35	35	0	0	140
1300	35	35	35	35	0	0	140
1330	35	35	35	35	0	0	140
1400	0	0	0	0	0	0	0
1430	0	0	0	0	0	0	0
1500	0	0	0	0	0	0	0
1530	35	0	0	0	0	0	35
1600	35	0	0	0	0	0	35
1630	35	0	0	0	0	0	35
1700	35	0	0	0	0	0	35
1730	35	31	0	31	0	0	97
1800	35	31	0	31	0	0	97
1830	0	31	0	31	0	0	62
1900	0	27	0	27	0	0	54
1930	0	27	0	27	0	0	54
2000	0	27	0	27	0	0	54
2030	0	27	0	27	0	0	54
2100	0	27	0	27	0	0	54
2130	0	27	0	27	0	0	54
Total Student Seat 1/2 Hours:	543	552	333	552	0	0	1,980
Total Student Seat Hours:	272	276	167	276	0	0	990
% Max Student Hrs:	52%	53%	32%	53%	0%	0%	38%
% State Benchmark:	104%	106%	64%	106%	0%	0%	76%

CRN	Course	Enroll	Dates	Days	BTime	ETime	Instructor	Hrs	Type
38480	SPAN V01	27	1/11 5/18	M W	0800	1015	Harding Castillo, Sara J.	5	WC
31986	COMM V01	32	1/11 5/18	T R	0930	1045	Sloan Graham, Stacy	3	WC
31992	COMM V01	32	1/11 5/18	T R	1100	1215	Sloan Graham, Stacy	3	WC
30582	COMM V01	31	1/11 5/18	M W	1100	1215	Sloan Graham, Stacy	3	WC
30449	COMM V03	35	1/11 5/18	T R	1230	1345	Sloan Graham, Stacy	3	WC
32047	COMM V15	35	1/11 5/18	M W	1230	1345	Sloan Graham, Stacy	3	WC
30105	COMM V15	35	1/11 5/18	M	1530	1820	Sloan Graham, Stacy	3	WC
32031	COMM V10	31	1/11 5/18	T R	1730	1845	Peterson, Gary L.	3	WC
31484	COMM V01	27	1/11 5/18	R	1900	2150	Peterson, Gary L.	3	WC
32026	COMM V01	27	1/11 5/18	T	1900	2150	Peterson, Gary L.	3	WC



Utilization % Color Codes:	Red < 25%	Blue < 50%	Green < 90%	Gold >= 90%
Capacity:	37	Students (Banner)	Description:	Multidisciplinary Center East/West
Stations:	37	Students (Fusion)	Division:	
Max Student Hrs:	2,590	Capacity * 70 Hrs/Wk	Room Use:	110 Classroom
Use Factor:	53	Hrs/Week	Size:	801 Sq. Feet
Occ Factor:	25	Students/Hr	TOP Code:	009900
State Benchmark:	1,307	Student Hours/Wk	TOP Title:	General Assignment

Number of Students by Time and Day

Time	Mon	Tues	Wed	Thur	Fri	Sat	Week
0700	0	0	0	0	0	0	0
0730	0	0	0	0	0	0	0
0800	30	32	30	32	0	0	124
0830	30	32	30	32	0	0	124
0900	30	32	30	32	0	0	124
0930	30	32	30	32	0	0	124
1000	30	32	30	32	0	0	124
1030	0	0	0	0	0	0	0
1100	35	27	35	27	0	0	124
1130	35	27	35	27	0	0	124
1200	35	27	35	27	0	0	124
1230	35	27	35	27	0	0	124
1300	35	27	35	27	0	0	124
1330	0	0	0	0	0	0	0
1400	34	0	34	0	0	0	68
1430	34	0	34	0	0	0	68
1500	34	0	34	0	0	0	68
1530	0	0	0	0	0	0	0
1600	0	0	0	0	0	0	0
1630	0	16	0	16	0	0	32
1700	0	16	0	16	0	0	32
1730	38	16	0	16	0	0	70
1800	38	16	0	16	0	0	70
1830	38	16	0	16	0	0	70
1900	38	0	15	0	0	0	53
1930	38	0	15	0	0	0	53
2000	38	0	15	0	0	0	53
2030	38	0	15	0	0	0	53
2100	0	0	15	0	0	0	15
2130	0	0	15	0	0	0	15
Total Student Seat 1/2 Hours:	693	375	517	375	0	0	1,960
Total Student Seat Hours:	347	188	259	188	0	0	980
% Max Student Hrs:	67%	36%	50%	36%	0%	0%	38%
% State Benchmark:	133%	72%	99%	72%	0%	0%	75%

CRN	Course	Enroll	Dates	Days	BTime	ETime	Instructor	Hrs	Type
30112	SPAN V01	32	1/11 5/18	T R	0800	1015	Somoza, Benigno L.	5	WC
30122	SPAN V02	30	1/11 5/18	M W	0800	1015	Somoza, Benigno L.	5	WC
31291	SPAN V02	27	1/11 5/18	T R	1100	1315	Somoza, Benigno L.	5	WC
30101	SPAN V01	35	1/11 5/18	M W	1100	1315	Somoza, Benigno L.	5	WC
31911	COMM V10	34	1/11 5/18	M W	1400	1515	Maritato, James F.	3	WC
30606	FREN V02	16	1/11 5/18	T R	1630	1845	Arie, Francoise L.	5	WC
30604	SL V10A	38	1/25 5/9	M	1730	2045	Nino, Adriana	4	DC
30726	CJ V08	15	1/11 5/18	W	1900	2150	Morris, Brent A.	3	WC

Utilization % Color Codes:	Red < 25%	Blue < 50%	Green < 90%	Gold >= 90%
Capacity:	63	Students (Banner)	Description:	Multidisciplinary Center East/West
Stations:	63	Students (Fusion)	Division:	
Max Student Hrs:	4,410	Capacity * 70 Hrs/Wk	Room Use:	110 Classroom
Use Factor:	53	Hrs/Week	Size:	1,292 Sq. Feet
Occ Factor:	42	Students/Hr	TOP Code:	009900
State Benchmark:	2,226	Student Hours/Wk	TOP Title:	General Assignment

Number of Students by Time and Day

Time	Mon	Tues	Wed	Thur	Fri	Sat	Week
0700	0	0	0	0	0	0	0
0730	0	0	0	0	0	0	0
0800	40	0	40	0	0	0	80
0830	40	0	40	0	0	0	80
0900	40	0	40	0	0	0	80
0930	51	37	51	37	0	0	176
1000	51	37	51	37	0	0	176
1030	51	37	51	37	0	0	176
1100	43	38	43	38	0	0	162
1130	43	38	43	38	0	0	162
1200	43	38	43	38	0	0	162
1230	0	41	0	41	0	0	82
1300	0	41	0	41	0	0	82
1330	0	41	0	41	0	0	82
1400	39	0	39	0	0	0	78
1430	39	0	39	0	0	0	78
1500	39	0	39	0	0	0	78
1530	39	0	39	0	0	0	78
1600	0	0	0	0	0	0	0
1630	0	0	0	0	0	0	0
1700	0	0	0	0	0	0	0
1730	0	0	0	0	0	0	0
1800	0	0	0	0	0	0	0
1830	0	0	25	0	0	0	25
1900	41	0	25	0	0	0	66
1930	41	0	25	0	0	0	66
2000	41	0	25	0	0	0	66
2030	41	0	25	0	0	0	66
2100	41	0	25	0	0	0	66
2130	41	0	25	0	0	0	66
Total Student Seat 1/2 Hours:	804	348	733	348	0	0	2,233
Total Student Seat Hours:	402	174	367	174	0	0	1,117
% Max Student Hrs:	46%	20%	42%	20%	0%	0%	25%
% State Benchmark:	90%	39%	82%	39%	0%	0%	50%

CRN	Course	Enroll	Dates	Days	BTime	ETime	Instructor	Hrs	Type
30536	HIST V07A	40	1/11 5/18	M W	0800	0915	Corbett, Paul S.	3	WC
34355	PHIL V01	37	1/11 5/18	T R	0930	1045	Mules, Ronald N.	3	WC
30399	POLS V03	51	1/11 5/18	M W	0930	1045	Reed, David L.	3	WC
38303	PHIL V01	38	1/11 5/18	T R	1100	1215	Mules, Ronald N.	3	WC
30394	HIST V18A	43	1/11 5/18	M W	1100	1215	Corbett, Paul S.	3	WC
31338	MATH V05	41	1/11 5/18	T R	1230	1345	Reynolds, John P.	3	WC
31219	MATH V44	39	1/11 5/18	M W	1400	1550	Friedman, Sasha G.	4	WC
30027	CHST V01	21	1/27 5/11	W	1830	2145	Rocha, Jesus	4	DC
33027	AES V20	4	1/27 5/11	W	1830	2145	Rocha, Jesus	4	DC
30098	POLS V01	41	1/11 5/18	M	1900	2150	Gonzalez, Daniel R.	3	WC

Utilization % Color Codes:	Red < 25%	Blue < 50%	Green < 90%	Gold >= 90%
Capacity:	39	Students (Banner)	Description:	Multidisciplinary Center East/West
Stations:	39	Students (Fusion)	Division:	
Max Student Hrs:	2,730	Capacity * 70 Hrs/Wk	Room Use:	210 Class Lab
Use Factor:	53	Hrs/Week	Size:	789 Sq. Feet
Occ Factor:	26	Students/Hr	TOP Code:	220200
State Benchmark:	1,378	Student Hours/Wk	TOP Title:	Anthropology

Number of Students by Time and Day

Time	Mon	Tues	Wed	Thur	Fri	Sat	Week
0700	0	0	0	0	0	0	0
0730	0	0	0	0	0	0	0
0800	35	0	35	0	0	0	70
0830	35	0	35	0	0	0	70
0900	35	0	35	0	0	0	70
0930	43	22	43	0	0	0	108
1000	43	22	43	0	0	0	108
1030	43	22	43	0	0	0	108
1100	21	13	21	13	0	0	68
1130	21	13	21	13	0	0	68
1200	21	13	21	13	0	0	68
1230	27	24	17	24	0	0	92
1300	27	24	17	24	0	0	92
1330	27	24	17	24	0	0	92
1400	27	0	17	0	0	0	44
1430	27	0	17	0	0	0	44
1500	27	0	17	0	0	0	44
1530	0	0	0	0	0	0	0
1600	0	0	0	0	0	0	0
1630	0	0	0	0	0	0	0
1700	0	0	0	0	0	0	0
1730	0	0	0	0	0	0	0
1800	0	0	0	0	0	0	0
1830	0	0	0	0	0	0	0
1900	0	0	16	0	0	0	16
1930	0	0	16	0	0	0	16
2000	0	0	16	0	0	0	16
2030	0	0	16	0	0	0	16
2100	0	0	16	0	0	0	16
2130	0	0	16	0	0	0	16
Total Student Seat 1/2 Hours:	459	177	495	111	0	0	1,242
Total Student Seat Hours:	230	89	248	56	0	0	621
% Max Student Hrs:	42%	16%	45%	10%	0%	0%	23%
% State Benchmark:	83%	32%	90%	20%	0%	0%	45%

CRN	Course	Enroll	Dates	Days	BTime	ETime	Instructor	Hrs	Type
30003	ANTH V01	35	1/11 5/18	M W	0800	0915	Aiello, Paul V.	3	WC
34796	ANTH V01	22	1/11 5/18	T	0930	1045	Renger, Robert C.	2	IU
30007	ANTH V01	43	1/11 5/18	M W	0930	1045	Aiello, Paul V.	3	WC
30404	ANTH V03	13	1/11 5/18	T R	1100	1215	Curtis, Matthew C.	3	WC
30956	AES V01	14	1/11 5/18	M W	1100	1215	Lange, Cari K.	3	WC
31130	ANTH V04	7	1/11 5/18	M W	1100	1215	Lange, Cari K.	3	WC
30011	ANTH V01	17	1/11 5/18	W	1230	1520	Vlaszof, Nora	3	WC
30012	ANTH V01	24	1/11 5/18	T R	1230	1345	Curtis, Matthew C.	3	WC
30008	ANTH V01	27	1/11 5/18	M	1230	1520	Vlaszof, Nora	3	WC
31347	ANTH V01	16	1/11 5/18	W	1900	2150	Proctor, Jessica A.	3	WC

Utilization % Color Codes:	Red < 25%	Blue < 50%	Green < 90%	Gold >= 90%
Capacity:	28	Students (Banner)	Description:	Multidisciplinary Center East/West
Stations:	28	Students (Fusion)	Division:	
Max Student Hrs:	1,960	Capacity * 70 Hrs/Wk	Room Use:	210 Class Lab
Use Factor:	53	Hrs/Week	Size:	1,180 Sq. Feet
Occ Factor:	19	Students/Hr	TOP Code:	220200
State Benchmark:	989	Student Hours/Wk	TOP Title:	Anthropology

Number of Students by Time and Day

Time	Mon	Tues	Wed	Thur	Fri	Sat	Week
0700	0	0	0	0	0	0	0
0730	0	0	0	0	0	0	0
0800	0	0	0	0	0	0	0
0830	0	0	0	0	0	0	0
0900	0	0	0	0	0	0	0
0930	0	0	0	0	0	0	0
1000	0	0	0	0	0	0	0
1030	0	0	0	0	0	0	0
1100	0	25	0	0	0	0	25
1130	0	25	0	0	0	0	25
1200	0	25	0	0	0	0	25
1230	12	25	22	0	0	0	59
1300	12	25	22	0	0	0	59
1330	12	25	22	0	0	0	59
1400	12	23	22	0	0	0	57
1430	12	23	22	0	0	0	57
1500	12	23	22	0	0	0	57
1530	0	23	0	0	0	0	23
1600	0	23	0	0	0	0	23
1630	0	23	0	0	0	0	23
1700	0	0	0	0	0	0	0
1730	0	0	0	0	0	0	0
1800	0	0	0	0	0	0	0
1830	0	0	0	0	0	0	0
1900	0	0	0	0	0	0	0
1930	0	0	0	0	0	0	0
2000	0	0	0	0	0	0	0
2030	0	0	0	0	0	0	0
2100	0	0	0	0	0	0	0
2130	0	0	0	0	0	0	0
Total Student Seat 1/2 Hours:	72	288	132	0	0	0	492
Total Student Seat Hours:	36	144	66	0	0	0	246
% Max Student Hrs:	9%	37%	17%	0%	0%	0%	13%
% State Benchmark:	18%	73%	33%	0%	0%	0%	25%

CRN	Course	Enroll	Dates	Days	BTime	ETime	Instructor	Hrs	Type
31463	ANTH V01L	25	1/11 5/18	T	1100	1350	Lange, Cari K.	3	WC
31606	ANTH V01L	22	1/11 5/18	W	1230	1520	Lange, Cari K.	3	WC
30533	ANTH V01L	12	1/11 5/18	M	1230	1520	Lange, Cari K.	3	WC
31500	ANTH V01L	23	1/11 5/18	T	1400	1650	Lange, Cari K.	3	WC


Utilization % Color Codes:	Red < 25%	Blue < 50%	Green < 90%	Gold >= 90%
Capacity:	39	Students (Banner)	Description:	Multidisciplinary Center East/West
Stations:	39	Students (Fusion)	Division:	
Max Student Hrs:	2,730	Capacity * 70 Hrs/Wk	Room Use:	110 Classroom
Use Factor:	53	Hrs/Week	Size:	969 Sq. Feet
Occ Factor:	26	Students/Hr	TOP Code:	009900
State Benchmark:	1,378	Student Hours/Wk	TOP Title:	General Assignment

Number of Students by Time and Day

Time	Mon	Tues	Wed	Thur	Fri	Sat	Week
0700	0	0	0	0	0	0	0
0730	0	0	0	0	0	0	0
0800	0	0	0	0	0	0	0
0830	0	0	0	0	0	0	0
0900	0	0	0	0	0	0	0
0930	23	41	23	41	0	0	128
1000	23	41	23	41	0	0	128
1030	23	41	23	41	0	0	128
1100	29	41	29	41	0	0	140
1130	29	41	29	41	0	0	140
1200	29	41	29	41	0	0	140
1230	0	29	23	29	0	0	81
1300	0	29	23	29	0	0	81
1330	0	29	23	29	0	0	81
1400	0	29	0	29	0	0	58
1430	0	0	0	0	0	0	0
1500	0	0	0	0	0	0	0
1530	0	0	0	0	0	0	0
1600	0	0	0	0	0	0	0
1630	0	0	0	0	0	0	0
1700	0	0	0	0	0	0	0
1730	0	0	0	0	0	0	0
1800	0	0	0	0	0	0	0
1830	0	0	0	0	0	0	0
1900	0	0	0	0	0	0	0
1930	0	0	0	0	0	0	0
2000	0	0	0	0	0	0	0
2030	0	0	0	0	0	0	0
2100	0	0	0	0	0	0	0
2130	0	0	0	0	0	0	0
Total Student Seat 1/2 Hours:	156	362	225	362	0	0	1,105
Total Student Seat Hours:	78	181	113	181	0	0	553
% Max Student Hrs:	14%	33%	21%	33%	0%	0%	20%
% State Benchmark:	28%	66%	41%	66%	0%	0%	40%

CRN	Course	Enroll	Dates	Days	BTime	ETime	Instructor	Hrs	Type
30016	ANTH V02	41	1/11 5/18	T R	0930	1045	Fiumerodo, Maria T.	3	WC
30013	ANTH V02	23	1/11 5/18	M W	0930	1045	Taber, Patricia K.	3	WC
30017	ANTH V02	41	1/11 5/18	T R	1100	1215	Fiumerodo, Maria T.	3	WC
30015	ANTH V02	29	1/11 5/18	M W	1100	1215	Taber, Patricia K.	3	WC
30707	ANTH V05	23	1/11 5/18	W	1230	1345	Fiumerodo, Maria T.	2	IU
30018	ANTH V02	29	1/25 5/6	T R	1230	1420	Fiumerodo, Maria T.	4	DC

Utilization % Color Codes:



Capacity:	33	Students (Banner)	Description:	Multidisciplinary Center East/West	
Stations:	33	Students (Fusion)	Division:		
Max Student Hrs:	2,310	Capacity * 70 Hrs/Wk	Room Use:	110	Classroom
Use Factor:	53	Hrs/Week	Size:	1,073	Sq. Feet
Occ Factor:	22	Students/Hr	TOP Code:	009900	
State Benchmark:	1,166	Student Hours/Wk	TOP Title:	General Assignment	

Number of Students by Time and Day

Time	Mon	Tues	Wed	Thur	Fri	Sat	Week
0700	0	0	0	0	0	0	0
0730	0	0	0	0	0	0	0
0800	0	0	0	0	0	0	0
0830	0	0	0	0	0	0	0
0900	0	0	0	0	0	0	0
0930	29	14	29	14	0	0	86
1000	29	14	29	14	0	0	86
1030	29	14	29	14	0	0	86
1100	27	20	27	20	0	0	94
1130	27	20	27	20	0	0	94
1200	27	20	27	20	0	0	94
1230	0	28	0	28	0	0	56
1300	0	28	0	28	0	0	56
1330	0	0	0	0	0	0	0
1400	22	0	22	0	0	0	44
1430	22	0	22	0	0	0	44
1500	22	0	22	0	0	0	44
1530	22	0	22	0	0	0	44
1600	0	0	0	0	0	0	0
1630	0	0	0	0	0	0	0
1700	0	0	0	0	0	0	0
1730	0	31	0	31	0	0	62
1800	0	31	0	31	0	0	62
1830	0	31	0	31	0	0	62
1900	0	24	0	24	0	0	48
1930	0	24	0	24	0	0	48
2000	0	24	0	24	0	0	48
2030	0	0	0	0	0	0	0
2100	0	0	0	0	0	0	0
2130	0	0	0	0	0	0	0
Total Student Seat 1/2 Hours:	256	323	256	323	0	0	1,158
Total Student Seat Hours:	128	162	128	162	0	0	579
% Max Student Hrs:	28%	35%	28%	35%	0%	0%	25%
% State Benchmark:	55%	69%	55%	69%	0%	0%	50%

CRN	Course	Enroll	Dates	Days	BTime	ETime	Instructor	Hrs	Type	
30441	ENGL V08A	11	1/26	5/10	T R	0930	1045	Burch, Angeline L.	3	IT
31811	ENGL V08B	3	1/26	5/10	T R	0930	1045	Burch, Angeline L.	3	IT
30874	ENGL V01A	29	1/11	5/18	M W	0930	1045	Lall, Sumita	3	IM
31849	ENGL V05	20	1/26	5/10	T R	1100	1215	Burch, Angeline L.	3	IT
31262	ENGL V01A	27	1/11	5/18	M W	1100	1215	Lall, Sumita	3	IM
39439	ENGL V03	28	1/11	5/18	T R	1230	1320	Martin, Amanda M.	2	WC
33148	ENGL V01B	22	1/25	5/9	M W	1400	1545	Macker, Edward A.	4	DC
31351	ENGL V01A	31	1/11	5/18	T R	1730	1845	DeClerck, Sebastien P.	3	IM
32432	ENGL V01A	24	1/11	5/18	T R	1900	2015	DeClerck, Sebastien P.	3	IM

Utilization % Color Codes:	Red < 25%	Blue < 50%	Green < 90%	Gold >= 90%
Capacity:	39	Students (Banner)	Description:	Multidisciplinary Center East/West
Stations:	39	Students (Fusion)	Division:	
Max Student Hrs:	2,730	Capacity * 70 Hrs/Wk	Room Use:	110 Classroom
Use Factor:	53	Hrs/Week	Size:	841 Sq. Feet
Occ Factor:	26	Students/Hr	TOP Code:	009900
State Benchmark:	1,378	Student Hours/Wk	TOP Title:	General Assignment

Number of Students by Time and Day

Time	Mon	Tues	Wed	Thur	Fri	Sat	Week
0700	0	0	0	0	0	0	0
0730	0	0	0	0	0	0	0
0800	0	0	0	0	0	0	0
0830	0	0	0	0	0	0	0
0900	0	0	0	0	0	0	0
0930	11	34	11	34	0	0	90
1000	11	34	11	34	0	0	90
1030	11	34	11	34	0	0	90
1100	32	32	32	32	0	0	128
1130	32	32	32	32	0	0	128
1200	32	32	32	32	0	0	128
1230	32	0	32	0	0	0	64
1300	32	0	32	0	0	0	64
1330	32	0	32	0	0	0	64
1400	38	0	38	0	0	0	76
1430	38	0	38	0	0	0	76
1500	38	0	38	0	0	0	76
1530	38	0	38	0	0	0	76
1600	38	0	38	0	0	0	76
1630	0	36	0	36	0	0	72
1700	0	36	0	36	0	0	72
1730	0	36	0	36	0	0	72
1800	0	36	0	36	0	0	72
1830	0	36	0	36	0	0	72
1900	23	23	23	23	0	0	92
1930	23	23	23	23	0	0	92
2000	23	23	23	23	0	0	92
2030	20	23	20	23	0	0	86
2100	20	23	20	23	0	0	86
2130	0	0	0	0	0	0	0
Total Student Seat 1/2 Hours:	524	493	524	493	0	0	2,034
Total Student Seat Hours:	262	247	262	247	0	0	1,017
% Max Student Hrs:	48%	45%	48%	45%	0%	0%	37%
% State Benchmark:	95%	89%	95%	89%	0%	0%	74%

CRN	Course	Enroll	Dates	Days	BTime	ETime	Instructor	Hrs	Type
32023	COMM V10	34	1/11 5/18	T R	0930	1045	Maritato, James F.	3	WC
31729	ENGL V34	11	1/11 5/18	M W	0930	1045	Beynon, Sharon J.	3	WC
31756	COMM V01	32	1/11 5/18	T R	1100	1215	Maritato, James F.	3	WC
31904	COMM V01	32	1/11 5/18	M W	1100	1215	Conway, Monica K.	3	WC
31632	COMM V01	32	1/11 5/18	M W	1230	1345	Conway, Monica K.	3	WC
38478	GERM V01	38	1/11 5/18	M W	1400	1615	Wolf, Kevin W.	5	WC
30432	SPAN V01	36	1/11 5/18	T R	1630	1845	Hernandez Jr, Alejandro	5	WC
31987	SPAN V01	23	1/11 5/18	T R	1900	2115	Hernandez Jr, Alejandro	5	WC
30499	GERM V51	3	1/11 5/18	M W	1900	2015	Wolf, Kevin W.	3	WC
30480	GERM V02	20	1/11 5/18	M W	1900	2115	Wolf, Kevin W.	5	WC

Utilization % Color Codes:	Red < 25%	Blue < 50%	Green < 90%	Gold >= 90%
Capacity:	37	Students (Banner)	Description:	Multidisciplinary Center East/West
Stations:	37	Students (Fusion)	Division:	
Max Student Hrs:	2,590	Capacity * 70 Hrs/Wk	Room Use:	110 Classroom
Use Factor:	53	Hrs/Week	Size:	736 Sq. Feet
Occ Factor:	25	Students/Hr	TOP Code:	009900
State Benchmark:	1,307	Student Hours/Wk	TOP Title:	General Assignment

Number of Students by Time and Day

Time	Mon	Tues	Wed	Thur	Fri	Sat	Week
0700	0	0	0	0	0	0	0
0730	0	0	0	0	0	0	0
0800	0	0	0	0	0	0	0
0830	0	0	0	0	0	0	0
0900	0	0	0	0	0	0	0
0930	32	31	32	31	0	0	126
1000	32	31	32	31	0	0	126
1030	32	31	32	31	0	0	126
1100	27	19	27	19	0	0	92
1130	27	19	27	19	0	0	92
1200	27	19	27	19	0	0	92
1230	29	25	29	25	0	0	108
1300	29	25	29	25	0	0	108
1330	29	25	29	25	0	0	108
1400	26	0	26	0	0	0	52
1430	26	0	26	0	0	0	52
1500	26	0	26	0	0	0	52
1530	0	0	0	0	0	0	0
1600	0	0	0	0	0	0	0
1630	0	21	0	21	0	0	42
1700	0	21	0	21	0	0	42
1730	36	21	36	21	0	0	114
1800	36	21	36	21	0	0	114
1830	36	21	36	21	0	0	114
1900	36	21	36	21	0	0	114
1930	36	0	36	0	0	0	72
2000	0	0	0	0	0	0	0
2030	0	0	0	0	0	0	0
2100	0	0	0	0	0	0	0
2130	0	0	0	0	0	0	0
Total Student Seat 1/2 Hours:	522	351	522	351	0	0	1,746
Total Student Seat Hours:	261	176	261	176	0	0	873
% Max Student Hrs:	50%	34%	50%	34%	0%	0%	34%
% State Benchmark:	100%	67%	100%	67%	0%	0%	67%

CRN	Course	Enroll	Dates	Days	BTime	ETime	Instructor	Hrs	Type	
31527	ENGL V01B	31	1/11	5/18	T R	0930	1045	Kraus, Elizabeth C.	3	WC
31342	ENGL V01B	32	1/11	5/18	M W	0930	1045	Dickson-Lew, Katherine M.	3	WC
30930	HIST V01B	19	1/11	5/18	T R	1100	1215	Corbett, Paul S.	3	WC
31897	ENGL V01B	27	1/11	5/18	M W	1100	1215	Cosgrove, Colleen P.	3	WC
31358	ENGL V01A	25	1/11	5/18	T R	1230	1345	Lawler, Kathy A.	3	IM
31953	ENGL V01B	29	1/11	5/18	M W	1230	1345	Spitler, Emily P.	3	WC
31975	ENGL V01B	26	1/11	5/18	M W	1400	1515	Lukomski, Wendy A.	3	WC
30148	SPAN V03	21	1/26	5/10	T R	1630	1920	Harding Castillo, Sara J.	6	DC
31487	BUS V03	36	1/11	5/18	M W	1730	1945	Greene, Patricia	5	WC



Utilization % Color Codes:	Red < 25%	Blue < 50%	Green < 90%	Gold >= 90%
Capacity:	35	Students (Banner)	Description:	Multidisciplinary Center East/West
Stations:	35	Students (Fusion)	Division:	
Max Student Hrs:	2,450	Capacity * 70 Hrs/Wk	Room Use:	110 Classroom
Use Factor:	53	Hrs/Week	Size:	896 Sq. Feet
Occ Factor:	23	Students/Hr	TOP Code:	009900
State Benchmark:	1,237	Student Hours/Wk	TOP Title:	General Assignment

Number of Students by Time and Day

Time	Mon	Tues	Wed	Thur	Fri	Sat	Week
0700	0	0	0	0	0	0	0
0730	0	0	0	0	0	0	0
0800	0	22	0	22	0	0	44
0830	0	22	0	22	0	0	44
0900	0	22	0	22	0	0	44
0930	33	26	33	26	0	0	118
1000	33	26	33	26	0	0	118
1030	33	26	33	26	0	0	118
1100	33	22	33	22	0	0	110
1130	33	22	33	22	0	0	110
1200	33	22	33	22	0	0	110
1230	32	0	32	0	0	0	64
1300	32	0	32	0	0	0	64
1330	32	0	32	0	0	0	64
1400	0	0	0	0	0	0	0
1430	0	0	0	0	0	0	0
1500	0	0	0	0	0	0	0
1530	0	0	0	0	0	0	0
1600	0	0	0	0	0	0	0
1630	0	0	0	0	0	0	0
1700	0	0	0	0	0	0	0
1730	0	0	0	0	0	0	0
1800	0	0	0	0	0	0	0
1830	0	0	0	0	0	0	0
1900	0	0	30	0	0	0	30
1930	0	0	30	0	0	0	30
2000	0	0	30	0	0	0	30
2030	0	0	30	0	0	0	30
2100	0	0	30	0	0	0	30
2130	0	0	30	0	0	0	30
Total Student Seat 1/2 Hours:	294	210	474	210	0	0	1,188
Total Student Seat Hours:	147	105	237	105	0	0	594
% Max Student Hrs:	30%	21%	48%	21%	0%	0%	24%
% State Benchmark:	59%	42%	96%	42%	0%	0%	48%

CRN	Course	Enroll	Dates	Days	BTime	ETime	Instructor	Hrs	Type
32301	BUS V30	22	1/11 5/18	T R	0800	0915	Stauffer, Jeffery D.	3	WC
32226	BUS V30	26	1/11 5/18	T R	0930	1045	Branca, Stephanie A.	3	WC
32217	BUS V30	33	1/11 5/18	M W	0930	1045	Drake, Kenneth L.	3	WC
32302	BUS V31	22	1/11 5/18	T R	1100	1215	Branca, Stephanie A.	3	WC
32225	BUS V30	33	1/11 5/18	M W	1100	1215	Branca, Stephanie A.	3	WC
30890	PHIL V05	32	1/11 5/18	M W	1230	1345	Crowley, James F.	3	WC
31063	SUP V94	2	1/11 5/18	W	1900	2150	Fallett, Franceen F.	3	WC
32681	BUS V31	28	1/11 5/18	W	1900	2150	Fallett, Franceen F.	3	WC

Utilization % Color Codes:	Red < 25%	Blue < 50%	Green < 90%	Gold >= 90%
Capacity:	37	Students (Banner)	Description:	Multidisciplinary Center East/West
Stations:	37	Students (Fusion)	Division:	
Max Student Hrs:	2,590	Capacity * 70 Hrs/Wk	Room Use:	110 Classroom
Use Factor:	53	Hrs/Week	Size:	752 Sq. Feet
Occ Factor:	25	Students/Hr	TOP Code:	009900
State Benchmark:	1,307	Student Hours/Wk	TOP Title:	General Assignment

Number of Students by Time and Day

Time	Mon	Tues	Wed	Thur	Fri	Sat	Week
0700	0	0	0	0	0	0	0
0730	0	0	0	0	0	0	0
0800	37	0	37	0	0	0	74
0830	37	0	37	0	0	0	74
0900	37	0	37	0	0	0	74
0930	37	26	37	26	0	0	126
1000	37	26	37	26	0	0	126
1030	37	26	37	26	0	0	126
1100	22	14	22	14	0	0	72
1130	22	14	22	14	0	0	72
1200	22	14	22	14	0	0	72
1230	36	37	36	37	0	0	146
1300	36	37	36	37	0	0	146
1330	36	37	36	37	0	0	146
1400	36	0	36	0	0	0	72
1430	36	0	36	0	0	0	72
1500	36	0	36	0	0	0	72
1530	36	0	36	0	0	0	72
1600	36	0	36	0	0	0	72
1630	36	0	36	0	0	0	72
1700	0	0	0	0	0	0	0
1730	0	0	0	0	0	0	0
1800	0	0	0	0	0	0	0
1830	33	0	33	0	0	0	66
1900	33	38	33	38	0	0	142
1930	33	38	33	38	0	0	142
2000	33	38	33	38	0	0	142
2030	33	38	33	38	0	0	142
2100	33	38	33	38	0	0	142
2130	33	38	33	38	0	0	142
Total Student Seat 1/2 Hours:	843	459	843	459	0	0	2,604
Total Student Seat Hours:	422	230	422	230	0	0	1,302
% Max Student Hrs:	81%	44%	81%	44%	0%	0%	50%
% State Benchmark:	161%	88%	161%	88%	0%	0%	100%

CRN	Course	Enroll	Dates	Days	BTime	ETime	Instructor	Hrs	Type
31064	BUS V01A	37	1/11 5/18	M W	0800	1050	Carriger, James N.	6	WC
30529	HIST V04B	26	1/26 5/12	T R	0930	1055	Porter, Robert M.	3	DC
32629	BUS V43	14	1/11 5/18	T R	1100	1215	Stauffer, Jeffery D.	3	WC
31960	POLS V04	22	1/11 5/18	M W	1100	1215	Porter, Robert M.	3	WC
31400	BUS V30	37	1/25 5/18	T R	1230	1350	Stauffer, Jeffery D.	3	DC
30397	POLS V03	36	1/11 5/18	M W	1230	1345	Reed, David L.	3	WC
31131	BUS V01A	36	1/11 5/18	M W	1400	1650	Carriger, James N.	6	WC
31206	BUS V01B	33	1/25 5/18	M W	1830	2140	Bell, Roy M.	7	DC
31161	BUS V01A	38	1/11 5/18	T R	1900	2150	Bell, Roy M.	6	WC

Utilization % Color Codes:	Red < 25%	Blue < 50%	Green < 90%	Gold >= 90%
Capacity:	33	Students (Banner)	Description:	Multidisciplinary Center East/West
Stations:	33	Students (Fusion)	Division:	
Max Student Hrs:	2,310	Capacity * 70 Hrs/Wk	Room Use:	110 Classroom
Use Factor:	53	Hrs/Week	Size:	846 Sq. Feet
Occ Factor:	22	Students/Hr	TOP Code:	009900
State Benchmark:	1,166	Student Hours/Wk	TOP Title:	General Assignment

Number of Students by Time and Day

Time	Mon	Tues	Wed	Thur	Fri	Sat	Week
0700	0	0	0	0	0	0	0
0730	0	0	0	0	0	0	0
0800	0	0	0	0	0	0	0
0830	0	0	0	0	0	0	0
0900	0	0	0	0	0	0	0
0930	0	10	0	10	0	0	20
1000	0	10	0	10	0	0	20
1030	0	10	0	10	0	0	20
1100	29	33	29	33	0	0	124
1130	29	33	29	33	0	0	124
1200	29	33	29	33	0	0	124
1230	28	0	28	0	0	0	56
1300	28	0	28	0	0	0	56
1330	28	0	28	0	0	0	56
1400	0	0	0	0	0	0	0
1430	0	0	0	0	0	0	0
1500	0	0	0	0	0	0	0
1530	0	0	0	0	0	0	0
1600	0	0	0	0	0	0	0
1630	0	0	0	0	0	0	0
1700	0	0	0	0	0	0	0
1730	0	0	0	0	0	0	0
1800	0	0	22	0	0	0	22
1830	0	0	22	0	0	0	22
1900	23	0	22	0	0	0	45
1930	23	0	22	0	0	0	45
2000	23	0	22	0	0	0	45
2030	23	0	22	0	0	0	45
2100	23	0	22	0	0	0	45
2130	23	0	22	0	0	0	45
Total Student Seat 1/2 Hours:	309	129	347	129	0	0	914
Total Student Seat Hours:	155	65	174	65	0	0	457
% Max Student Hrs:	33%	14%	38%	14%	0%	0%	20%
% State Benchmark:	66%	28%	74%	28%	0%	0%	39%

CRN	Course	Enroll	Dates	Days	BTime	ETime	Instructor	Hrs	Type
30502	BUS V40	10	1/11	5/18	T R	0930	1045	Drake, Kenneth L.	3 WC
30070	BUS V45	33	1/11	5/18	T R	1100	1215	Drake, Kenneth L.	3 WC
32303	BUS V46	29	1/11	5/18	M W	1100	1215	Drake, Kenneth L.	3 WC
32294	BUS V30	28	1/11	5/18	M W	1230	1345	Drake, Kenneth L.	3 WC
32393	CJ V85	22	1/13	3/30	W	1800	2140	Mulville, Leann M.	4 DC
31924	CJ V19	23	1/11	5/18	M	1900	2150	Mahoney, Thomas E.	3 WC

Utilization % Color Codes:	Red < 25%	Blue < 50%	Green < 90%	Gold >= 90%
Capacity:	21	Students (Banner)	Description:	Multidisciplinary Center East/West
Stations:	21	Students (Fusion)	Division:	
Max Student Hrs:	1,470	Capacity * 70 Hrs/Wk	Room Use:	210 Class Lab
Use Factor:	53	Hrs/Week	Size:	943 Sq. Feet
Occ Factor:	14	Students/Hr	TOP Code:	120100
State Benchmark:	742	Student Hours/Wk	TOP Title:	Health Occupations, General

Number of Students by Time and Day

Time	Mon	Tues	Wed	Thur	Fri	Sat	Week
0700	0	0	0	0	0	0	0
0730	0	0	0	0	0	0	0
0800	23	23	23	23	0	0	92
0830	23	23	23	23	0	0	92
0900	23	23	23	23	0	0	92
0930	23	23	23	23	0	0	92
1000	23	23	23	23	0	0	92
1030	23	23	23	23	0	0	92
1100	23	23	23	23	0	0	92
1130	23	23	23	23	0	0	92
1200	0	0	0	0	0	0	0
1230	0	0	0	0	0	0	0
1300	0	0	0	0	0	0	0
1330	0	0	0	0	0	0	0
1400	0	0	0	0	0	0	0
1430	0	0	0	0	0	0	0
1500	0	0	0	0	0	0	0
1530	0	0	0	0	0	0	0
1600	0	0	0	0	0	0	0
1630	0	0	0	0	0	0	0
1700	0	0	0	0	0	0	0
1730	0	0	0	0	0	0	0
1800	0	0	0	0	0	0	0
1830	0	0	0	0	0	0	0
1900	0	0	0	0	0	0	0
1930	0	0	0	0	0	0	0
2000	0	0	0	0	0	0	0
2030	0	0	0	0	0	0	0
2100	0	0	0	0	0	0	0
2130	0	0	0	0	0	0	0
Total Student Seat 1/2 Hours:	184	184	184	184	0	0	736
Total Student Seat Hours:	92	92	92	92	0	0	368
% Max Student Hrs:	31%	31%	31%	31%	0%	0%	25%
% State Benchmark:	62%	62%	62%	62%	0%	0%	50%

CRN	Course	Enroll	Dates	Days	BTime	ETime	Instructor	Hrs	Type
32635	BUS V97	23	1/11	5/18	MTWR	0800	1150	Newcomb, Deborah A.	16 WC

Utilization % Color Codes:	Red < 25%	Blue < 50%	Green < 90%	Gold >= 90%
Capacity:	37	Students (Banner)	Description:	Multidisciplinary Center East/West
Stations:	37	Students (Fusion)	Division:	
Max Student Hrs:	2,590	Capacity * 70 Hrs/Wk	Room Use:	110 Classroom
Use Factor:	53	Hrs/Week	Size:	952 Sq. Feet
Occ Factor:	25	Students/Hr	TOP Code:	009900
State Benchmark:	1,307	Student Hours/Wk	TOP Title:	General Assignment

Number of Students by Time and Day

Time	Mon	Tues	Wed	Thur	Fri	Sat	Week
0700	0	0	0	0	0	0	0
0730	0	0	0	0	0	0	0
0800	20	20	20	20	0	0	80
0830	20	20	20	20	0	0	80
0900	20	20	20	20	0	0	80
0930	20	20	20	20	0	0	80
1000	20	20	20	20	0	0	80
1030	20	20	20	20	0	0	80
1100	20	20	20	20	0	0	80
1130	20	20	20	20	0	0	80
1200	20	20	20	20	0	0	80
1230	0	0	0	0	0	0	0
1300	0	21	0	21	0	0	42
1330	0	21	0	21	0	0	42
1400	0	21	0	21	0	0	42
1430	0	21	0	21	0	0	42
1500	0	21	0	21	0	0	42
1530	0	21	0	21	0	0	42
1600	0	0	0	0	0	0	0
1630	0	0	0	0	0	0	0
1700	0	0	0	0	0	0	0
1730	26	0	26	0	0	0	52
1800	26	0	26	0	0	0	52
1830	26	0	26	0	0	0	52
1900	26	0	26	25	0	0	77
1930	0	0	0	25	0	0	25
2000	0	0	0	25	0	0	25
2030	0	0	0	25	0	0	25
2100	0	0	0	25	0	0	25
2130	0	0	0	25	0	0	25
Total Student Seat 1/2 Hours:	284	306	284	456	0	0	1,330
Total Student Seat Hours:	142	153	142	228	0	0	665
% Max Student Hrs:	27%	30%	27%	44%	0%	0%	26%
% State Benchmark:	54%	59%	54%	87%	0%	0%	51%

CRN	Course	Enroll	Dates	Days	BTime	ETime	Instructor	Hrs	Type
30955	BUS V21	20	1/25	5/11	MTWR	0800	1215	Cortez, Jose J.	18 DC
32648	BUS V07A	21	1/25	5/18	T R	1300	1550	Kallik, Crystal C.	6 DC
32001	BUS V29	26	1/11	5/18	M W	1730	1920	Cox, Debra L.	4 WC
30078	BUS V53	25	1/11	5/18	R	1900	2150	Spencer, James L.	3 WC

Utilization % Color Codes:	Red < 25%	Blue < 50%	Green < 90%	Gold >= 90%
Capacity:	39	Students (Banner)	Description:	Multidisciplinary Center East/West
Stations:	39	Students (Fusion)	Division:	
Max Student Hrs:	2,730	Capacity * 70 Hrs/Wk	Room Use:	110 Classroom
Use Factor:	53	Hrs/Week	Size:	968 Sq. Feet
Occ Factor:	26	Students/Hr	TOP Code:	009900
State Benchmark:	1,378	Student Hours/Wk	TOP Title:	General Assignment

Number of Students by Time and Day

Time	Mon	Tues	Wed	Thur	Fri	Sat	Week
0700	0	0	0	0	0	0	0
0730	0	0	0	0	0	0	0
0800	0	0	0	0	0	0	0
0830	0	0	0	0	0	0	0
0900	0	0	0	0	0	0	0
0930	37	37	37	37	0	0	148
1000	37	37	37	37	0	0	148
1030	37	37	37	37	0	0	148
1100	26	29	26	29	0	0	110
1130	26	29	26	29	0	0	110
1200	26	29	26	29	0	0	110
1230	36	23	36	23	0	0	118
1300	36	23	36	23	0	0	118
1330	36	23	36	23	0	0	118
1400	0	0	0	0	0	0	0
1430	0	0	0	0	0	0	0
1500	0	0	0	0	0	0	0
1530	0	0	0	0	0	0	0
1600	0	0	0	0	0	0	0
1630	0	0	0	0	0	0	0
1700	0	0	0	0	0	0	0
1730	17	0	0	0	0	0	17
1800	17	0	0	0	0	0	17
1830	17	0	0	0	0	0	17
1900	17	0	0	36	0	0	53
1930	17	0	0	36	0	0	53
2000	17	0	0	36	0	0	53
2030	17	0	0	36	0	0	53
2100	0	0	0	36	0	0	36
2130	0	0	0	36	0	0	36
Total Student Seat 1/2 Hours:	416	267	297	483	0	0	1,463
Total Student Seat Hours:	208	134	149	242	0	0	732
% Max Student Hrs:	38%	24%	27%	44%	0%	0%	27%
% State Benchmark:	75%	48%	54%	88%	0%	0%	53%

CRN	Course	Enroll	Dates	Days	BTime	ETime	Instructor	Hrs	Type
32276	BUS V17	37	1/11	5/18	T R	0930	1045	Walker, Alan J.	3 WC
31340	BUS V26	37	1/11	5/18	M W	0930	1045	Newcomb, Deborah A.	3 WC
31847	ENGL V01B	29	1/11	5/18	T R	1100	1215	Ventura, Deborah	3 WC
31281	HED V95	26	1/25	5/16	M W	1100	1220	Fredrickson, Nancy E.	3 DC
31779	ENGL V02	23	1/11	5/18	T R	1230	1345	Ventura, Deborah	3 WC
30998	BUS V17	36	1/11	5/18	M W	1230	1345	Walker, Alan J.	3 WC
31306	BUS V27A	17	1/25	5/18	M	1730	2045	Acker, Christopher T.	4 DC
30952	BUS V17	36	1/18	5/18	R	1900	2150	Anderson, Mike A.	3 DC

Utilization % Color Codes:	Red < 25%	Blue < 50%	Green < 90%	Gold >= 90%
Capacity:	33	Students (Banner)	Description:	Multidisciplinary Center East/West
Stations:	33	Students (Fusion)	Division:	
Max Student Hrs:	2,310	Capacity * 70 Hrs/Wk	Room Use:	110 Classroom
Use Factor:	53	Hrs/Week	Size:	964 Sq. Feet
Occ Factor:	22	Students/Hr	TOP Code:	009900
State Benchmark:	1,166	Student Hours/Wk	TOP Title:	General Assignment

Number of Students by Time and Day

Time	Mon	Tues	Wed	Thur	Fri	Sat	Week
0700	0	0	0	0	0	0	0
0730	0	0	0	0	0	0	0
0800	0	0	0	0	0	0	0
0830	0	0	0	0	0	0	0
0900	0	0	0	0	0	0	0
0930	0	21	0	21	0	0	42
1000	0	21	0	21	0	0	42
1030	0	21	0	21	0	0	42
1100	33	21	33	21	0	0	108
1130	33	21	33	21	0	0	108
1200	33	0	33	0	0	0	66
1230	33	0	33	0	0	0	66
1300	33	0	33	0	0	0	66
1330	0	0	0	0	0	0	0
1400	0	0	0	0	0	0	0
1430	0	0	0	0	0	0	0
1500	0	0	0	0	0	0	0
1530	0	0	0	0	0	0	0
1600	0	0	0	0	0	0	0
1630	0	0	0	0	0	0	0
1700	0	0	0	0	0	0	0
1730	27	0	0	0	0	0	27
1800	27	0	0	0	0	0	27
1830	27	0	0	0	0	0	27
1900	27	27	0	27	0	0	81
1930	27	27	0	27	0	0	81
2000	27	27	0	27	0	0	81
2030	0	27	0	27	0	0	54
2100	0	27	0	27	0	0	54
2130	0	27	0	27	0	0	54
Total Student Seat 1/2 Hours:	327	267	165	267	0	0	1,026
Total Student Seat Hours:	164	134	83	134	0	0	513
% Max Student Hrs:	35%	29%	18%	29%	0%	0%	22%
% State Benchmark:	70%	57%	35%	57%	0%	0%	44%

CRN	Course	Enroll	Dates	Days	BTime	ETime	Instructor	Hrs	Type
32830	COUN V01	21	2/23	5/10	T R	0930	1145	Casillas, Mary H.	5 DC
31871	BUS V08	33	1/11	5/18	M W	1100	1315	Carriger, James N.	5 WC
32167	CD V38	5	1/11	5/18	M	1730	2020	Drake, Kenneth L.	3 WC
31654	BUS V38	22	1/11	5/18	M	1730	2020	Drake, Kenneth L.	3 WC
31499	BUS V04	27	1/25	5/18	T R	1900	2145	Greene, Patricia	6 DC

Utilization % Color Codes:	Red < 25%	Blue < 50%	Green < 90%	Gold >= 90%
Capacity:	47	Students (Banner)	Description:	Multidisciplinary Center East/West
Stations:	47	Students (Fusion)	Division:	
Max Student Hrs:	3,290	Capacity * 70 Hrs/Wk	Room Use:	110 Classroom
Use Factor:	53	Hrs/Week	Size:	1,310 Sq. Feet
Occ Factor:	31	Students/Hr	TOP Code:	009900
State Benchmark:	1,661	Student Hours/Wk	TOP Title:	General Assignment

Number of Students by Time and Day

Time	Mon	Tues	Wed	Thur	Fri	Sat	Week
0700	0	0	0	0	0	0	0
0730	0	0	0	0	0	0	0
0800	46	47	46	47	0	0	186
0830	46	47	46	47	0	0	186
0900	46	47	46	47	0	0	186
0930	46	47	46	47	0	0	186
1000	46	47	46	47	0	0	186
1030	0	47	0	47	0	0	94
1100	48	38	48	38	0	0	172
1130	48	38	48	38	0	0	172
1200	48	38	48	38	0	0	172
1230	38	38	38	38	0	0	152
1300	38	38	38	38	0	0	152
1330	38	0	38	0	0	0	76
1400	38	44	38	44	0	0	164
1430	0	44	0	44	0	0	88
1500	0	44	0	44	0	0	88
1530	41	44	41	44	0	0	170
1600	41	44	41	44	0	0	170
1630	41	44	41	44	0	0	170
1700	41	0	41	0	0	0	82
1730	41	0	41	0	0	0	82
1800	0	0	0	0	0	0	0
1830	0	0	0	25	0	0	25
1900	0	0	40	25	0	0	65
1930	0	0	40	25	0	0	65
2000	0	0	40	25	0	0	65
2030	0	0	40	25	0	0	65
2100	0	0	40	25	0	0	65
2130	0	0	40	25	0	0	65
Total Student Seat 1/2 Hours:	731	736	971	911	0	0	3,349
Total Student Seat Hours:	366	368	486	456	0	0	1,675
% Max Student Hrs:	56%	56%	74%	69%	0%	0%	51%
% State Benchmark:	110%	111%	146%	137%	0%	0%	101%

CRN	Course	Enroll	Dates	Days	BTime	ETime	Instructor	Hrs	Type
31185	BUS V01B	47	1/11 5/18	T R	0800	1050	Carriger, James N.	6	WC
31382	BUS V03	46	1/11 5/18	M W	0800	1015	Frohnauer, Mark E.	5	WC
31397	BUS V03	38	1/11 5/18	T R	1100	1315	Carriger, James N.	5	WC
32211	BUS V33	48	1/11 5/18	M W	1100	1215	Spencer, James L.	3	WC
32797	MATH V10	38	2/8 5/11	M W	1230	1420	Lin, Feng	4	DC
32268	BUS V03	44	1/25 5/18	T R	1400	1645	Woyach, Laura B.	6	DC
31645	BUS V03	41	1/11 5/18	M W	1530	1745	Woyach, Laura B.	5	WC
32228	BUS V30	25	1/25 5/18	R	1830	2145	Fallett, Franleen F.	4	DC
32213	BUS V33	40	1/11 5/18	W	1900	2150	Spencer, James L.	3	WC



Utilization % Color Codes:	Red < 25%	Blue < 50%	Green < 90%	Gold >= 90%
Capacity:	72	Students (Banner)	Description:	Multidisciplinary Center East/West
Stations:	72	Students (Fusion)	Division:	
Max Student Hrs:	5,040	Capacity * 70 Hrs/Wk	Room Use:	110 Classroom
Use Factor:	53	Hrs/Week	Size:	1,251 Sq. Feet
Occ Factor:	48	Students/Hr	TOP Code:	009900
State Benchmark:	2,544	Student Hours/Wk	TOP Title:	General Assignment

Number of Students by Time and Day

Time	Mon	Tues	Wed	Thur	Fri	Sat	Week
0700	0	0	0	0	0	0	0
0730	0	0	0	0	0	0	0
0800	74	0	74	0	0	0	148
0830	74	0	74	0	0	0	148
0900	74	0	74	0	0	0	148
0930	71	76	71	76	0	0	294
1000	71	76	71	76	0	0	294
1030	71	76	71	76	0	0	294
1100	71	43	71	43	0	0	228
1130	71	43	71	43	0	0	228
1200	71	43	71	43	0	0	228
1230	38	33	38	33	0	0	142
1300	38	33	38	33	0	0	142
1330	38	33	38	33	0	0	142
1400	38	46	38	46	0	0	168
1430	0	46	0	46	0	0	92
1500	0	46	0	46	0	0	92
1530	22	0	22	0	0	0	44
1600	22	0	22	31	0	0	75
1630	22	0	22	31	0	0	75
1700	22	0	22	31	0	0	75
1730	22	0	22	31	0	0	75
1800	22	0	22	31	0	0	75
1830	0	0	0	31	0	0	31
1900	28	53	20	53	0	0	154
1930	28	53	20	53	0	0	154
2000	28	53	20	53	0	0	154
2030	28	53	20	53	0	0	154
2100	28	53	20	53	0	0	154
2130	28	53	20	53	0	0	154
Total Student Seat 1/2 Hours:	1,100	912	1,052	1,098	0	0	4,162
Total Student Seat Hours:	550	456	526	549	0	0	2,081
% Max Student Hrs:	55%	45%	52%	54%	0%	0%	41%
% State Benchmark:	108%	90%	103%	108%	0%	0%	82%

CRN	Course	Enroll	Dates	Days	BTime	ETime	Instructor	Hrs	Type
36588	SOC V01	74	1/11 5/18	M W	0800	0915	Moore, Lauri A.	3	WC
32086	SOC V01	76	1/11 5/18	T R	0930	1045	Moore, Lauri A.	3	WC
33002	SOC V02	71	1/11 5/18	M W	0930	1045	Moore, Lauri A.	3	WC
35072	SOC V07	43	1/11 5/18	T R	1100	1215	Moore, Lauri A.	3	WC
31421	SOC V01	71	1/11 5/18	M W	1100	1215	Moore, Lauri A.	3	WC
33151	AES V11	3	1/11 5/18	T R	1230	1345	Schmidt, Ioana D.	3	WC
33004	SOC V03	30	1/11 5/18	T R	1230	1345	Schmidt, Ioana D.	3	WC
33361	PSY V04	38	1/11 5/18	M W	1230	1420	Williams, Oliver B.	4	WC
30884	PHIL V04	46	1/11 5/18	T R	1400	1515	Yusim, Andrea R.	3	WC
30354	SOC V01	22	1/11 3/9	M W	1530	1820	Moore, Lauri A.	6	DC
30325	PSY V01	31	1/11 5/18	R	1600	1850	Rivere, Edelwina	3	WC
30515	HIST V01A	20	1/11 5/18	W	1900	2150	Murray, Ricky F.	3	WC
32620	PSY V01	53	3/15 5/12	T R	1900	2150	Pugh, Robert D.	6	DC
31475	PSY V01	28	1/11 5/18	M	1900	2150	Rivere, Edelwina	3	WC

Utilization % Color Codes:	Red < 25%	Blue < 50%	Green < 90%	Gold >= 90%
Capacity:	27	Students (Banner)	Description:	Multidisciplinary Center East/West
Stations:	27	Students (Fusion)	Division:	
Max Student Hrs:	1,890	Capacity * 70 Hrs/Wk	Room Use:	110 Classroom
Use Factor:	53	Hrs/Week	Size:	680 Sq. Feet
Occ Factor:	18	Students/Hr	TOP Code:	009900
State Benchmark:	954	Student Hours/Wk	TOP Title:	General Assignment

Number of Students by Time and Day

Time	Mon	Tues	Wed	Thur	Fri	Sat	Week
0700	0	0	0	0	0	0	0
0730	0	0	0	0	0	0	0
0800	0	0	0	0	0	0	0
0830	0	0	0	0	0	0	0
0900	0	0	0	0	0	0	0
0930	21	19	21	19	0	0	80
1000	21	19	21	19	0	0	80
1030	21	19	21	19	0	0	80
1100	21	19	21	19	0	0	80
1130	21	19	21	19	0	0	80
1200	0	0	0	0	0	0	0
1230	0	0	0	0	0	0	0
1300	0	0	0	0	0	0	0
1330	0	0	0	0	0	0	0
1400	0	0	0	0	0	0	0
1430	0	0	0	0	0	0	0
1500	0	0	0	0	0	0	0
1530	0	0	0	0	0	0	0
1600	0	0	0	0	0	0	0
1630	0	0	0	0	0	0	0
1700	0	0	0	0	0	0	0
1730	0	0	0	0	0	0	0
1800	0	0	0	0	0	0	0
1830	0	0	0	0	0	0	0
1900	0	0	0	0	0	0	0
1930	0	0	0	0	0	0	0
2000	0	0	0	0	0	0	0
2030	0	0	0	0	0	0	0
2100	0	0	0	0	0	0	0
2130	0	0	0	0	0	0	0
Total Student Seat 1/2 Hours:	105	95	105	95	0	0	400
Total Student Seat Hours:	53	48	53	48	0	0	200
% Max Student Hrs:	14%	13%	14%	13%	0%	0%	11%
% State Benchmark:	28%	25%	28%	25%	0%	0%	21%

CRN	Course	Enroll	Dates	Days	BTime	ETime	Instructor	Hrs	Type
30332	LS V07	19	2/16	5/10	T R	0930	1140	Silverman, Leah	5 DC
32819	COUN V01	21	2/22	5/9	M W	0930	1145	Brewer, Scott J.	5 DC

Utilization % Color Codes:	Red < 25%	Blue < 50%	Green < 90%	Gold >= 90%
Capacity:	31	Students (Banner)	Description:	Multidisciplinary Center East/West
Stations:	31	Students (Fusion)	Division:	
Max Student Hrs:	2,170	Capacity * 70 Hrs/Wk	Room Use:	110 Classroom
Use Factor:	53	Hrs/Week	Size:	546 Sq. Feet
Occ Factor:	21	Students/Hr	TOP Code:	009900
State Benchmark:	1,095	Student Hours/Wk	TOP Title:	General Assignment

Number of Students by Time and Day

Time	Mon	Tues	Wed	Thur	Fri	Sat	Week
0700	0	0	0	0	0	0	0
0730	0	0	0	0	0	0	0
0800	22	21	22	21	0	0	86
0830	22	21	22	21	0	0	86
0900	22	21	22	21	0	0	86
0930	17	22	17	22	0	0	78
1000	17	22	17	22	0	0	78
1030	17	22	17	22	0	0	78
1100	20	0	20	0	0	0	40
1130	20	0	20	0	0	0	40
1200	20	18	20	18	0	0	76
1230	0	18	0	18	0	0	36
1300	0	18	0	18	0	0	36
1330	0	18	0	18	0	0	36
1400	0	0	0	0	0	0	0
1430	0	0	0	0	0	0	0
1500	0	0	0	0	0	0	0
1530	0	0	0	0	0	0	0
1600	0	0	0	0	0	0	0
1630	0	0	0	0	0	0	0
1700	0	0	0	0	0	0	0
1730	0	0	0	0	0	0	0
1800	0	0	0	0	0	0	0
1830	0	0	0	0	0	0	0
1900	0	0	0	0	0	0	0
1930	0	0	0	0	0	0	0
2000	0	0	0	0	0	0	0
2030	0	0	0	0	0	0	0
2100	0	0	0	0	0	0	0
2130	0	0	0	0	0	0	0
Total Student Seat 1/2 Hours:	177	201	177	201	0	0	756
Total Student Seat Hours:	89	101	89	101	0	0	378
% Max Student Hrs:	20%	23%	20%	23%	0%	0%	17%
% State Benchmark:	40%	46%	40%	46%	0%	0%	35%

CRN	Course	Enroll	Dates	Days	BTime	ETime	Instructor	Hrs	Type
33912	LS V07	21	1/11 5/18	T R	0800	0915	Dalton, Thomas W.	3	WC
33913	LS V07	22	1/11 5/18	M W	0800	0915	Dalton, Thomas W.	3	WC
33740	LS V25	22	1/11 5/18	T R	0930	1045	Dalton, Thomas W.	3	WC
31803	EAC V01	17	1/11 5/18	M W	0930	1045	Dalton, Thomas W.	3	WC
31854	LS V14	20	1/25 5/11	M W	1100	1225	Dalton, Thomas W.	3	DC
31651	LS V03C	8	4/11 5/11	T R	1200	1345	Silverman, Leah	4	DC
31388	LS V03B	10	2/29 4/8	T R	1200	1345	Silverman, Leah	4	DC

Utilization % Color Codes:	Red < 25%	Blue < 50%	Green < 90%	Gold >= 90%
Capacity:	57	Students (Banner)	Description:	Multidisciplinary Center East/West
Stations:	57	Students (Fusion)	Division:	
Max Student Hrs:	3,990	Capacity * 70 Hrs/Wk	Room Use:	110 Classroom
Use Factor:	53	Hrs/Week	Size:	943 Sq. Feet
Occ Factor:	38	Students/Hr	TOP Code:	009900
State Benchmark:	2,014	Student Hours/Wk	TOP Title:	General Assignment

Number of Students by Time and Day							
Time	Mon	Tues	Wed	Thur	Fri	Sat	Week
0700	0	0	0	0	0	0	0
0730	0	0	0	0	0	0	0
0800	0	0	0	0	0	0	0
0830	0	0	0	0	0	0	0
0900	0	0	0	0	0	0	0
0930	36	38	36	38	0	0	148
1000	36	38	36	38	0	0	148
1030	36	38	36	38	0	0	148
1100	32	27	32	27	0	0	118
1130	32	27	32	27	0	0	118
1200	32	27	32	27	0	0	118
1230	0	24	0	24	0	0	48
1300	0	24	0	24	22	0	70
1330	0	24	0	24	22	0	70
1400	0	24	20	24	22	0	90
1430	0	0	20	0	22	0	42
1500	0	0	20	0	22	0	42
1530	12	0	12	0	22	0	46
1600	12	0	12	0	22	0	46
1630	12	0	12	0	0	0	24
1700	12	0	12	0	0	0	24
1730	12	0	12	0	0	0	24
1800	0	0	0	0	0	0	0
1830	0	0	27	0	0	0	27
1900	22	16	27	49	0	0	114
1930	22	16	27	49	0	0	114
2000	22	16	27	49	0	0	114
2030	22	16	27	49	0	0	114
2100	22	0	27	0	0	0	49
2130	22	0	27	0	0	0	49
Total Student Seat 1/2 Hours:	396	355	513	487	154	0	1,905
Total Student Seat Hours:	198	178	257	244	77	0	953
% Max Student Hrs:	25%	22%	32%	31%	10%	0%	24%
% State Benchmark:	49%	44%	64%	60%	19%	0%	47%

CRN	Course	Enroll	Dates	Days	BTime	ETime	Instructor	Hrs	Type
30175	HED V76	38	1/11 5/18	T R	0930	1045	Shuler, Lynn S.	3	WC
30155	HED V70	36	1/11 5/18	M W	0930	1045	McClain, Constance K.	3	WC
30713	HED V76	27	1/11 5/18	T R	1100	1215	Ramirez, Joey	3	WC
31517	HED V73	32	1/11 5/18	M W	1100	1215	Shuler, Lynn S.	3	WC
31997	HED V76	24	2/2 5/10	T R	1230	1420	Ramirez, Joey	4	DC
30002	AUTO V10	22	1/11 5/18	F	1300	1615	Penuela, Alan	4	WC
31879	HED V87	20	1/11 5/18	W	1400	1515	Undurraga, Dawn M.	2	IU
32836	COUN V01	12	2/8 4/27	M W	1530	1745	Ruiz, Erica R.	5	DC
31802	HED V71	27	1/27 5/11	W	1830	2150	Carey, David E.	4	DC
32483	HED V97	49	2/11 5/12	R	1900	2040	McDonough, Mary E.	2	IT
31289	HED V95	16	1/26 5/10	T	1900	2040	Vandermay, Diane L.	2	IT
32290	HED V87	22	1/11 5/18	M	1900	2150	Undurraga, Dawn M.	3	WC

Utilization % Color Codes:	Red < 25%	Blue < 50%	Green < 90%	Gold >= 90%
Capacity:	74	Students (Banner)	Description:	Multidisciplinary Center East/West
Stations:	74	Students (Fusion)	Division:	
Max Student Hrs:	5,180	Capacity * 70 Hrs/Wk	Room Use:	110 Classroom
Use Factor:	53	Hrs/Week	Size:	1,726 Sq. Feet
Occ Factor:	49	Students/Hr	TOP Code:	009900
State Benchmark:	2,614	Student Hours/Wk	TOP Title:	General Assignment

Number of Students by Time and Day

Time	Mon	Tues	Wed	Thur	Fri	Sat	Week
0700	0	0	0	0	0	0	0
0730	0	0	0	0	0	0	0
0800	0	0	0	0	0	0	0
0830	0	0	0	0	0	0	0
0900	0	0	0	0	0	0	0
0930	40	43	40	43	0	0	166
1000	40	43	40	43	0	0	166
1030	40	43	40	43	0	0	166
1100	42	0	42	0	0	0	84
1130	42	0	42	0	0	0	84
1200	42	0	42	0	0	0	84
1230	52	53	52	53	0	0	210
1300	52	53	52	53	0	0	210
1330	52	53	52	53	0	0	210
1400	36	76	36	76	0	0	224
1430	36	76	36	76	0	0	224
1500	36	76	36	76	0	0	224
1530	36	0	36	0	0	0	72
1600	0	0	0	0	0	0	0
1630	0	0	0	0	0	0	0
1700	0	0	0	0	0	0	0
1730	0	52	0	52	0	0	104
1800	0	52	0	52	0	0	104
1830	0	52	0	52	0	0	104
1900	0	0	0	0	0	0	0
1930	0	0	0	0	0	0	0
2000	0	0	0	0	0	0	0
2030	0	0	0	0	0	0	0
2100	0	0	0	0	0	0	0
2130	0	0	0	0	0	0	0
Total Student Seat 1/2 Hours:	546	672	546	672	0	0	2,436
Total Student Seat Hours:	273	336	273	336	0	0	1,218
% Max Student Hrs:	26%	32%	26%	32%	0%	0%	24%
% State Benchmark:	52%	64%	52%	64%	0%	0%	47%


CRN	Course	Enroll	Dates	Days	BTime	ETime	Instructor	Hrs	Type
30521	HIST V02A	43	1/11 5/18	T R	0930	1045	Coffey, Colleen M.	3	WC
30160	ECON V01A	40	1/11 5/18	M W	0930	1045	Nasri, Farzeen F.	3	WC
30040	ECON V01A	42	1/11 5/18	M W	1100	1215	Nasri, Farzeen F.	3	WC
30702	POLS V03	53	1/26 5/12	T R	1230	1355	Ealy, Kristoffer M.	3	DC
34442	PSY V02	52	1/11 5/18	M W	1230	1345	Capuano, Lucy	3	WC
30869	PHIL V01	76	1/11 5/18	T R	1400	1515	Bortolin, Kevin M.	3	WC
32732	MATH V04	36	1/11 5/18	M W	1400	1550	Yi, Peter	4	WC
31025	PHSO V01	27	1/11 5/18	T R	1730	1845	Gadbois, Steven	3	WC
31026	PHSO V01	25	1/11 5/18	T R	1730	1845	Gadbois, Steven	3	WC

Utilization % Color Codes:	Red < 25%	Blue < 50%	Green < 90%	Gold >= 90%
Capacity:	122	Students (Banner)	Description:	Multidisciplinary Center East/West
Stations:	122	Students (Fusion)	Division:	
Max Student Hrs:	8,540	Capacity * 70 Hrs/Wk	Room Use:	110 Classroom
Use Factor:	53	Hrs/Week	Size:	2,323 Sq. Feet
Occ Factor:	81	Students/Hr	TOP Code:	009900
State Benchmark:	4,310	Student Hours/Wk	TOP Title:	General Assignment

Number of Students by Time and Day							
Time	Mon	Tues	Wed	Thur	Fri	Sat	Week
0700	0	0	0	0	0	0	0
0730	0	0	0	0	0	0	0
0800	0	0	0	0	0	0	0
0830	0	0	0	0	0	0	0
0900	0	0	0	0	0	0	0
0930	54	95	54	95	0	0	298
1000	54	95	54	95	0	0	298
1030	54	95	54	95	0	0	298
1100	84	108	84	108	0	0	384
1130	84	108	84	108	0	0	384
1200	84	108	84	108	0	0	384
1230	65	85	65	85	0	0	300
1300	65	85	65	85	0	0	300
1330	65	85	65	85	0	0	300
1400	83	0	83	0	0	0	166
1430	83	0	83	0	0	0	166
1500	83	0	83	0	0	0	166
1530	83	0	83	0	0	0	166
1600	0	0	0	0	0	0	0
1630	0	0	0	0	0	0	0
1700	0	0	0	0	0	0	0
1730	0	0	0	0	0	0	0
1800	0	0	0	0	0	0	0
1830	0	0	0	0	0	0	0
1900	0	0	0	0	0	0	0
1930	0	0	0	0	0	0	0
2000	0	0	0	0	0	0	0
2030	0	0	0	0	0	0	0
2100	0	0	0	0	0	0	0
2130	0	0	0	0	0	0	0
Total Student Seat 1/2 Hours:	941	864	941	864	0	0	3,610
Total Student Seat Hours:	471	432	471	432	0	0	1,805
% Max Student Hrs:	28%	25%	28%	25%	0%	0%	21%
% State Benchmark:	55%	50%	55%	50%	0%	0%	42%

CRN	Course	Enroll	Dates	Days	BTime	ETime	Instructor	Hrs	Type	
31478	PSY V05	95	1/11	5/18	T R	0930	1045	Pauley, Mark A.	3	WC
32084	SOC V01	54	1/11	5/18	M W	0930	1045	Schmidt, Ioana D.	3	WC
31518	PSY V01	108	1/11	5/18	T R	1100	1215	Pauley, Mark A.	3	WC
36065	PSY V03	84	1/11	5/18	M W	1100	1215	Pauley, Mark A.	3	WC
30865	PHIL V01	85	1/11	5/18	T R	1230	1345	Bortolin, Kevin M.	3	WC
33043	MICR V01	18	1/11	5/18	M W	1230	1345	Garner, Jennifer L.	3	WC
30433	MICR V01	22	1/11	5/18	M W	1230	1345	Garner, Jennifer L.	3	WC
31829	MICR V01	25	1/11	5/18	M W	1230	1345	Garner, Jennifer L.	3	WC
33173	PHYS V01	29	1/11	5/18	M W	1400	1550	O'Neill, Hugh M.	4	WC
39400	PHYS V01	25	1/11	5/18	M W	1400	1550	O'Neill, Hugh M.	4	WC
32676	PHYS V01	29	1/11	5/18	M W	1400	1550	O'Neill, Hugh M.	4	WC

Utilization % Color Codes:



Capacity:	55	Students (Banner)	Description:	Multidisciplinary Center East/West	
Stations:	55	Students (Fusion)	Division:		
Max Student Hrs:	3,850	Capacity * 70 Hrs/Wk	Room Use:	110	Classroom
Use Factor:	53	Hrs/Week	Size:	961	Sq. Feet
Occ Factor:	37	Students/Hr	TOP Code:	009900	
State Benchmark:	1,943	Student Hours/Wk	TOP Title:	General Assignment	

Number of Students by Time and Day

Time	Mon	Tues	Wed	Thur	Fri	Sat	Week
0700	0	0	0	0	0	0	0
0730	0	0	0	0	0	0	0
0800	33	0	33	0	0	0	66
0830	33	0	33	0	0	0	66
0900	33	0	33	0	0	0	66
0930	0	34	36	0	0	0	70
1000	0	34	36	0	0	0	70
1030	0	34	36	0	0	0	70
1100	0	34	36	29	0	0	99
1130	0	0	0	29	0	0	29
1200	0	0	0	29	0	0	29
1230	43	34	43	29	0	0	149
1300	43	34	43	0	0	0	120
1330	43	34	43	0	0	0	120
1400	35	34	35	0	0	0	104
1430	35	0	35	0	0	0	70
1500	35	0	35	0	0	0	70
1530	35	0	35	0	0	0	70
1600	35	0	35	0	0	0	70
1630	27	0	0	0	0	0	27
1700	27	0	0	0	0	0	27
1730	27	0	0	0	0	0	27
1800	27	0	0	0	0	0	27
1830	0	0	0	0	0	0	0
1900	22	20	0	0	0	0	42
1930	22	20	0	0	0	0	42
2000	22	20	0	0	0	0	42
2030	22	20	0	0	0	0	42
2100	22	20	0	0	0	0	42
2130	22	20	0	0	0	0	42
Total Student Seat 1/2 Hours:	643	392	547	116	0	0	1,698
Total Student Seat Hours:	322	196	274	58	0	0	849
% Max Student Hrs:	42%	25%	36%	8%	0%	0%	22%
% State Benchmark:	83%	50%	70%	15%	0%	0%	44%

CRN	Course	Enroll	Dates	Days	BTime	ETime	Instructor	Hrs	Type
31564	PSY V29	33	1/11 5/18	M W	0800	0915	Pugh, Robert D.	3	WC
30106	SPAN V01	36	1/11 5/18	W	0930	1120	De Clerck, Tania L.	2	IU
32003	SPAN V01	34	1/11 5/18	T	0930	1120	De Clerck, Tania L.	2	IU
32330	SPAN V01	29	1/11 5/18	R	1100	1250	De Clerck, Tania L.	2	IU
32192	SPAN V01	34	1/11 5/18	T	1230	1420	De Clerck, Tania L.	2	IU
30873	PHIL V02	43	1/11 5/18	M W	1230	1345	Mules, Ronald N.	3	WC
35120	SPAN V01	35	1/11 5/18	M W	1400	1615	Hurtado, Milena M.	5	WC
30138	SPAN V02	27	1/11 5/18	M	1630	1820	Hurtado, Milena M.	2	IU
30889	PHIL V04	20	1/11 5/18	T	1900	2150	Yusim, Andrea R.	3	WC
30871	PHIL V01	22	1/11 5/18	M	1900	2150	Yusim, Andrea R.	3	WC

Utilization % Color Codes:



Capacity:	55	Students (Banner)	Description:	Multidisciplinary Center East/West	
Stations:	55	Students (Fusion)	Division:		
Max Student Hrs:	3,850	Capacity * 70 Hrs/Wk	Room Use:	110	Classroom
Use Factor:	53	Hrs/Week	Size:	928	Sq. Feet
Occ Factor:	37	Students/Hr	TOP Code:	009900	
State Benchmark:	1,943	Student Hours/Wk	TOP Title:	General Assignment	

Number of Students by Time and Day

Time	Mon	Tues	Wed	Thur	Fri	Sat	Week
0700	0	0	0	0	0	0	0
0730	0	0	0	0	0	0	0
0800	30	26	30	26	0	0	112
0830	30	26	30	26	0	0	112
0900	30	26	30	26	0	0	112
0930	38	37	38	37	0	0	150
1000	38	37	38	37	0	0	150
1030	38	37	38	37	0	0	150
1100	37	52	37	52	0	0	178
1130	37	52	37	52	0	0	178
1200	37	52	37	52	0	0	178
1230	25	52	25	52	0	0	154
1300	25	52	25	52	0	0	154
1330	25	52	25	52	0	0	154
1400	51	38	51	38	0	0	178
1430	51	38	51	38	0	0	178
1500	51	38	51	38	0	0	178
1530	23	0	23	0	0	0	46
1600	23	0	23	0	0	0	46
1630	23	0	23	0	0	0	46
1700	36	0	36	0	0	0	72
1730	36	0	36	0	0	0	72
1800	36	0	36	0	0	0	72
1830	0	0	0	18	0	0	18
1900	36	0	36	18	0	0	90
1930	36	0	36	18	0	0	90
2000	36	0	36	18	0	0	90
2030	36	0	36	18	0	0	90
2100	36	0	36	18	0	0	90
2130	36	0	36	18	0	0	90
Total Student Seat 1/2 Hours:	936	615	936	741	0	0	3,228
Total Student Seat Hours:	468	308	468	371	0	0	1,614
% Max Student Hrs:	61%	40%	61%	48%	0%	0%	42%
% State Benchmark:	120%	79%	120%	95%	0%	0%	83%

CRN	Course	Enroll	Dates	Days	BTime	ETime	Instructor	Hrs	Type
32586	HED V76	26	1/11 5/18	T R	0800	0915	Fredrickson, Nancy E.	3	WC
30029	ECON V01A	30	1/11 5/18	M W	0800	0915	Bohan, Philip K.	3	WC
31328	HED V73	37	1/11 5/18	T R	0930	1045	Fredrickson, Nancy E.	3	WC
30720	HED V76	38	1/11 5/18	M W	0930	1045	Ramirez, Joey	3	WC
30374	HED V70	52	1/11 5/18	T R	1100	1215	Fredrickson, Nancy E.	3	WC
30634	HED V76	37	1/11 5/18	M W	1100	1215	Carey, David E.	3	WC
31275	HIST V07A	52	1/11 5/18	T R	1230	1345	Felix, Michael A.	3	WC
31384	HED V93	25	1/11 5/18	M W	1230	1345	Carey, David E.	3	WC
31621	HIST V07B	38	1/11 5/18	T R	1400	1515	Felix, Michael A.	3	WC
33378	POLS V01	51	1/11 5/18	M W	1400	1515	Grant, Philip	3	WC
30347	POLS V03	23	1/11 5/18	M W	1530	1645	Grant, Philip	3	WC
32598	AST V01	36	1/11 5/18	M W	1700	1815	Molony, Jeffrey	3	WC
31197	HED V76	18	1/28 5/5	R	1830	2145	Hester, Robin C.	4	DC
37122	SOC V02	36	3/14 5/11	M W	1900	2150	Corrette, Nicholas S.	6	DC



Utilization % Color Codes:

Red < 25%	Blue < 50%	Green < 90%	Gold >= 90%
-----------	------------	-------------	-------------

Capacity:	55	Students (Banner)	Description:	Multidisciplinary Center East/West	
Stations:	55	Students (Fusion)	Division:		
Max Student Hrs:	3,850	Capacity * 70 Hrs/Wk	Room Use:	110	Classroom
Use Factor:	53	Hrs/Week	Size:	928	Sq. Feet
Occ Factor:	37	Students/Hr	TOP Code:	009900	
State Benchmark:	1,943	Student Hours/Wk	TOP Title:	General Assignment	

Number of Students by Time and Day

Time	Mon	Tues	Wed	Thur	Fri	Sat	Week
0700	0	0	0	0	0	0	0
0730	0	0	0	0	0	0	0
0800	45	0	45	0	0	0	90
0830	45	0	45	0	0	0	90
0900	45	0	45	0	0	14	104
0930	46	54	46	54	0	14	214
1000	46	54	46	54	0	14	214
1030	46	54	46	54	0	14	214
1100	39	45	39	45	0	14	182
1130	39	45	39	45	0	14	182
1200	39	45	39	45	0	0	168
1230	0	49	0	49	0	0	98
1300	0	49	0	49	0	0	98
1330	0	49	0	49	0	0	98
1400	40	18	40	18	0	0	116
1430	40	18	40	18	0	0	116
1500	40	18	40	18	0	0	116
1530	0	0	0	0	0	0	0
1600	0	0	0	0	0	0	0
1630	0	0	0	0	0	0	0
1700	0	0	0	0	0	0	0
1730	0	0	0	0	0	0	0
1800	0	0	0	0	0	0	0
1830	0	0	0	0	0	0	0
1900	35	35	33	23	0	0	126
1930	35	35	33	23	0	0	126
2000	35	35	33	23	0	0	126
2030	35	35	33	23	0	0	126
2100	35	35	33	23	0	0	126
2130	35	35	33	23	0	0	126
Total Student Seat 1/2 Hours:	720	708	708	636	0	84	2,856
Total Student Seat Hours:	360	354	354	318	0	42	1,428
% Max Student Hrs:	47%	46%	46%	41%	0%	5%	37%
% State Benchmark:	93%	91%	91%	82%	0%	11%	73%

CRN	Course	Enroll	Dates	Days	BTime	ETime	Instructor	Hrs	Type
30478	SOC V05	45	1/11 5/18	M W	0800	0915	Graves, Daniella A.	3	WC
33061	HIST V07A	14	1/11 5/18	S	0900	1150	Morten, Phyllisann E.	3	WC
33145	AES V22	12	1/11 5/18	T R	0930	1045	Gamboa, Rubisela A.	3	WC
30620	HIST V12	42	1/11 5/18	T R	0930	1045	Gamboa, Rubisela A.	3	WC
30389	HIST V18A	46	1/11 5/18	M W	0930	1045	Sanchez, Tomas D.	3	WC
33023	AES V20	12	1/11 5/18	T R	1100	1215	Gamboa, Rubisela A.	3	WC
30025	CHST V01	33	1/11 5/18	T R	1100	1215	Gamboa, Rubisela A.	3	WC
31512	AES V22	11	1/11 5/18	M W	1100	1215	Sanchez, Tomas D.	3	WC
31509	HIST V12	28	1/11 5/18	M W	1100	1215	Sanchez, Tomas D.	3	WC
30770	AES V22	4	1/11 5/18	T R	1230	1345	Gamboa, Rubisela A.	3	WC
30775	HIST V12	45	1/11 5/18	T R	1230	1345	Gamboa, Rubisela A.	3	WC
30225	HIST V18B	18	1/11 5/18	T R	1400	1515	Hughes, Kevin A.	3	WC
32374	MATH V22	40	1/11 5/18	M W	1400	1515	Craciun, Gheorghe	3	WC
30165	HIST V18A	23	1/11 5/18	R	1900	2150	Morten, Phyllisann E.	3	WC
30176	ECON V01B	33	1/11 5/18	W	1900	2150	Bohan, Philip K.	3	WC
30133	ECON V01A	35	1/11 5/18	T	1900	2150	Bohan, Philip K.	3	WC
30506	SOC V07	35	1/11 5/18	M	1900	2150	Klein, Melanie C.	3	WC

Utilization % Color Codes:	Red < 25%	Blue < 50%	Green < 90%	Gold >= 90%
Capacity:	58	Students (Banner)	Description:	Multidisciplinary Center East/West
Stations:	58	Students (Fusion)	Division:	
Max Student Hrs:	4,060	Capacity * 70 Hrs/Wk	Room Use:	110 Classroom
Use Factor:	53	Hrs/Week	Size:	928 Sq. Feet
Occ Factor:	39	Students/Hr	TOP Code:	009900
State Benchmark:	2,049	Student Hours/Wk	TOP Title:	General Assignment

Number of Students by Time and Day							
Time	Mon	Tues	Wed	Thur	Fri	Sat	Week
0700	0	0	0	0	0	0	0
0730	0	0	0	0	0	0	0
0800	0	0	0	0	0	0	0
0830	0	0	0	0	0	0	0
0900	0	22	0	22	0	0	44
0930	0	22	0	22	0	0	44
1000	0	22	0	22	0	0	44
1030	0	22	0	22	0	0	44
1100	29	0	0	25	0	0	54
1130	29	0	0	25	0	0	54
1200	29	0	0	25	0	0	54
1230	0	0	0	0	0	0	0
1300	0	0	0	0	0	0	0
1330	0	0	0	0	0	0	0
1400	0	0	0	0	0	0	0
1430	0	0	0	0	0	0	0
1500	0	0	0	0	0	0	0
1530	0	0	0	0	0	0	0
1600	0	0	0	0	0	0	0
1630	0	0	0	0	0	0	0
1700	0	28	0	28	0	0	56
1730	0	28	0	28	0	0	56
1800	0	40	0	40	0	0	80
1830	0	40	0	40	0	0	80
1900	0	40	0	40	0	0	80
1930	0	40	0	40	0	0	80
2000	0	40	0	40	0	0	80
2030	0	40	0	40	0	0	80
2100	0	28	0	28	0	0	56
2130	0	28	0	28	0	0	56
Total Student Seat 1/2 Hours:	87	440	0	515	0	0	1,042
Total Student Seat Hours:	44	220	0	258	0	0	521
% Max Student Hrs:	5%	27%	0%	32%	0%	0%	13%
% State Benchmark:	11%	54%	0%	63%	0%	0%	25%

CRN	Course	Enroll	Dates	Days	BTime	ETime	Instructor	Hrs	Type
30704	CDL V01	22	1/11 5/18	T R	0900	1045	Turner, Steven C.	4	WC
31334	ENGL V01A	25	1/11 5/18	R	1100	1215	Peinado, Kelly D.	2	IM
32501	ENGL V03	29	1/11 5/18	M	1100	1215	Macker, Edward A.	2	WC
32769	AUTO V38	28	3/15 5/18	T R	1700	1850	Stangeland, Chad R.	4	DC
30037	AUTO V48	12	1/11 3/11	T R	1800	2050	Roth, Norman J.	6	DC
32810	AUTO V38L	28	3/15 5/18	T R	1900	2150	Stangeland, Chad R.	6	DC

Utilization % Color Codes:	Red < 25%	Blue < 50%	Green < 90%	Gold >= 90%
Capacity:	27	Students (Banner)	Description:	Multidisciplinary Center East/West
Stations:	27	Students (Fusion)	Division:	
Max Student Hrs:	1,890	Capacity * 70 Hrs/Wk	Room Use:	110 Classroom
Use Factor:	53	Hrs/Week	Size:	475 Sq. Feet
Occ Factor:	18	Students/Hr	TOP Code:	009900
State Benchmark:	954	Student Hours/Wk	TOP Title:	General Assignment

Number of Students by Time and Day

Time	Mon	Tues	Wed	Thur	Fri	Sat	Week
0700	0	0	0	0	0	0	0
0730	0	0	0	0	0	0	0
0800	0	29	0	29	0	0	58
0830	0	29	0	29	0	0	58
0900	0	29	0	29	0	0	58
0930	31	29	31	29	0	0	120
1000	31	29	31	29	0	0	120
1030	31	29	31	29	0	0	120
1100	28	30	28	30	0	0	116
1130	28	30	28	30	0	0	116
1200	28	30	28	30	0	0	116
1230	20	29	20	29	0	0	98
1300	20	29	20	29	0	0	98
1330	20	29	20	29	0	0	98
1400	31	0	31	0	0	0	62
1430	31	0	31	0	0	0	62
1500	31	0	31	0	0	0	62
1530	0	0	0	0	0	0	0
1600	0	0	0	0	0	0	0
1630	0	0	0	0	0	0	0
1700	0	0	0	0	0	0	0
1730	0	0	0	0	0	0	0
1800	0	0	0	0	0	0	0
1830	0	0	17	0	0	0	17
1900	24	32	17	0	0	0	73
1930	24	32	17	0	0	0	73
2000	24	32	17	0	0	0	73
2030	24	32	17	0	0	0	73
2100	24	32	17	0	0	0	73
2130	24	32	17	0	0	0	73
Total Student Seat 1/2 Hours:	474	543	449	351	0	0	1,817
Total Student Seat Hours:	237	272	225	176	0	0	909
% Max Student Hrs:	63%	72%	59%	46%	0%	0%	48%
% State Benchmark:	124%	142%	118%	92%	0%	0%	95%

CRN	Course	Enroll	Dates	Days	BTime	ETime	Instructor	Hrs	Type	
32436	COMM V01	29	1/11	5/18	T R	0800	0915	Burke, Christine M.	3	WC
30373	COMM V01	29	1/11	5/18	T R	0930	1045	Burke, Christine M.	3	WC
31991	COMM V01	31	1/11	5/18	M W	0930	1045	Maritato, James F.	3	WC
31431	ENGL V01A	30	1/11	5/18	T R	1100	1215	Leonard, Sheryl A.	3	IM
32020	COMM V01	28	1/11	5/18	M W	1100	1215	Maritato, James F.	3	WC
31954	ENGL V01B	29	1/11	5/18	T R	1230	1345	Minnock, Kristel A.	3	WC
30383	COMM V01	20	1/11	5/18	M W	1230	1345	Edwards, Lawrance A.	3	WC
31694	COMM V01	31	1/11	5/18	M W	1400	1515	Conway, Monica K.	3	WC
32435	COMM V01	17	1/27	5/11	W	1830	2145	Edwards, Lawrance A.	4	DC
32342	COMM V01	32	1/11	5/18	T	1900	2150	Amar, Gary J.	3	WC
32980	COMM V01	24	1/11	5/18	M	1900	2150	McKaig, Matthew Schuyler	3	WC

Utilization % Color Codes:

Red < 25%	Blue < 50%	Green < 90%	Gold >= 90%
-----------	------------	-------------	-------------

Capacity:	33	Students (Banner)	Description:	Multidisciplinary Center East/West	
Stations:	33	Students (Fusion)	Division:		
Max Student Hrs:	2,310	Capacity * 70 Hrs/Wk	Room Use:	110	Classroom
Use Factor:	53	Hrs/Week	Size:	638	Sq. Feet
Occ Factor:	22	Students/Hr	TOP Code:	009900	
State Benchmark:	1,166	Student Hours/Wk	TOP Title:	General Assignment	

Number of Students by Time and Day

Time	Mon	Tues	Wed	Thur	Fri	Sat	Week
0700	0	0	0	0	0	0	0
0730	0	0	0	0	0	0	0
0800	30	30	30	30	0	0	120
0830	30	30	30	30	0	0	120
0900	30	30	30	30	0	0	120
0930	28	28	28	28	0	0	112
1000	28	28	28	28	0	0	112
1030	28	28	28	28	0	0	112
1100	28	26	28	26	0	0	108
1130	28	26	28	26	0	0	108
1200	28	26	28	26	0	0	108
1230	27	27	27	27	0	0	108
1300	27	27	27	27	0	0	108
1330	27	27	27	27	0	0	108
1400	27	0	27	0	0	0	54
1430	27	0	27	0	0	0	54
1500	27	0	27	0	0	0	54
1530	29	0	29	0	0	0	58
1600	29	0	29	0	0	0	58
1630	29	0	29	0	0	0	58
1700	0	0	0	0	0	0	0
1730	0	0	0	0	0	0	0
1800	0	0	0	0	0	0	0
1830	0	0	0	0	0	0	0
1900	0	29	0	29	0	0	58
1930	0	29	0	29	0	0	58
2000	0	29	0	29	0	0	58
2030	0	0	0	0	0	0	0
2100	0	0	0	0	0	0	0
2130	0	0	0	0	0	0	0
Total Student Seat 1/2 Hours:	507	420	507	420	0	0	1,854
Total Student Seat Hours:	254	210	254	210	0	0	927
% Max Student Hrs:	55%	45%	55%	45%	0%	0%	40%
% State Benchmark:	109%	90%	109%	90%	0%	0%	80%

CRN	Course	Enroll	Dates	Days	BTime	ETime	Instructor	Hrs	Type
30352	ENGL V02	30	1/11 5/18	T R	0800	0915	Maldonado, Jose A.	3	WC
30135	ENGL V02	30	1/11 5/18	M W	0800	0915	Aguilar, Heather R.	3	WC
30472	ENGL V02	28	1/11 5/18	T R	0930	1045	Guelcher, John H.	3	WC
30366	ENGL V02	28	1/11 5/18	M W	0930	1045	Williams, Irmgard	3	WC
31878	ENGL V01B	26	1/11 5/18	T R	1100	1215	Cryer, Christine L.	3	WC
30431	ENGL V02	28	1/11 5/18	M W	1100	1215	Carlander, David P.	3	WC
31427	ENGL V02	27	1/11 5/18	T R	1230	1345	Guelcher, John H.	3	WC
30554	ENGL V02	27	1/11 5/18	M W	1230	1345	Williams, Irmgard	3	WC
31647	ENGL V02	27	1/11 5/18	M W	1400	1515	Spitler, Emily P.	3	WC
31985	ENGL V01B	29	1/11 5/18	M W	1530	1645	Pollack, Deborah U.	3	WC
32547	ENGL V02	29	1/11 5/18	T R	1900	2015	OToole, Jennifer L.	3	WC

Utilization % Color Codes:	Red < 25%	Blue < 50%	Green < 90%	Gold >= 90%
Capacity:	29	Students (Banner)	Description:	Multidisciplinary Center East/West
Stations:	29	Students (Fusion)	Division:	
Max Student Hrs:	2,030	Capacity * 70 Hrs/Wk	Room Use:	110 Classroom
Use Factor:	53	Hrs/Week	Size:	513 Sq. Feet
Occ Factor:	19	Students/Hr	TOP Code:	009900
State Benchmark:	1,025	Student Hours/Wk	TOP Title:	General Assignment

Number of Students by Time and Day

Time	Mon	Tues	Wed	Thur	Fri	Sat	Week
0700	0	0	0	0	0	0	0
0730	0	0	0	0	0	0	0
0800	0	30	0	30	0	0	60
0830	0	30	0	30	0	0	60
0900	0	30	0	30	0	0	60
0930	0	29	0	29	0	0	58
1000	0	29	0	29	0	0	58
1030	0	29	0	29	0	0	58
1100	0	0	0	0	0	0	0
1130	0	0	0	0	0	0	0
1200	0	0	0	0	0	0	0
1230	0	0	0	0	0	0	0
1300	0	0	0	0	0	0	0
1330	0	0	0	0	0	0	0
1400	0	0	0	29	0	0	29
1430	0	0	0	29	0	0	29
1500	0	0	0	29	0	0	29
1530	0	0	0	29	0	0	29
1600	0	0	0	29	0	0	29
1630	0	0	0	0	0	0	0
1700	0	0	0	26	0	0	26
1730	29	0	29	26	0	0	84
1800	29	0	29	26	0	0	84
1830	29	0	29	26	0	0	84
1900	0	0	0	26	0	0	26
1930	0	0	0	0	0	0	0
2000	0	0	0	0	0	0	0
2030	0	0	0	0	0	0	0
2100	0	0	0	0	0	0	0
2130	0	0	0	0	0	0	0
Total Student Seat 1/2 Hours:	87	177	87	452	0	0	803
Total Student Seat Hours:	44	89	44	226	0	0	402
% Max Student Hrs:	11%	22%	11%	56%	0%	0%	20%
% State Benchmark:	21%	43%	21%	110%	0%	0%	39%

CRN	Course	Enroll	Dates	Days	BTime	ETime	Instructor	Hrs	Type
30368	ENGL V01B	30	1/11 5/18	T R	0800	0915	Cryer, Christine L.	3	WC
30371	ENGL V02	29	1/11 5/18	T R	0930	1045	Lall, Sumita	3	WC
31485	ENGL V01A	29	1/11 5/18	R	1400	1620	Dixon, Michael J.	3	WC
32316	ENGL V01A	26	1/11 5/18	R	1700	1920	Dixon, Michael J.	3	WC
32002	ENGL V01B	29	1/11 5/18	M W	1730	1845	Martin, Joanne M.	3	WC

Utilization % Color Codes:

Red < 25%	Blue < 50%	Green < 90%	Gold >= 90%
-----------	------------	-------------	-------------

Capacity:	29	Students (Banner)	Description:	Multidisciplinary Center East/West	
Stations:	29	Students (Fusion)	Division:		
Max Student Hrs:	2,030	Capacity * 70 Hrs/Wk	Room Use:	110	Classroom
Use Factor:	53	Hrs/Week	Size:	513	Sq. Feet
Occ Factor:	19	Students/Hr	TOP Code:	009900	
State Benchmark:	1,025	Student Hours/Wk	TOP Title:	General Assignment	

Number of Students by Time and Day

Time	Mon	Tues	Wed	Thur	Fri	Sat	Week
0700	0	0	0	0	0	0	0
0730	0	0	0	0	0	0	0
0800	27	0	27	0	0	0	54
0830	27	0	27	0	0	0	54
0900	27	0	27	0	0	0	54
0930	28	27	28	27	0	0	110
1000	28	27	28	27	0	0	110
1030	28	27	28	27	0	0	110
1100	30	0	30	0	0	0	60
1130	30	0	30	0	0	0	60
1200	30	0	30	0	0	0	60
1230	28	25	28	25	0	0	106
1300	28	25	28	25	0	0	106
1330	28	25	28	25	0	0	106
1400	25	25	25	25	0	0	100
1430	25	25	25	25	0	0	100
1500	25	25	25	25	0	0	100
1530	28	26	28	26	0	0	108
1600	28	26	28	26	0	0	108
1630	28	26	28	26	0	0	108
1700	0	0	0	0	0	0	0
1730	0	0	0	0	0	0	0
1800	0	0	0	0	0	0	0
1830	0	0	0	0	0	0	0
1900	0	0	23	13	0	0	36
1930	0	0	23	13	0	0	36
2000	0	0	23	13	0	0	36
2030	0	0	23	13	0	0	36
2100	0	0	23	13	0	0	36
2130	0	0	0	0	0	0	0
<b>Total Student Seat 1/2 Hours:</b>	498	309	613	374	0	0	1,794
<b>Total Student Seat Hours:</b>	249	155	307	187	0	0	897
<b>% Max Student Hrs:</b>	61%	38%	75%	46%	0%	0%	44%
<b>% State Benchmark:</b>	122%	75%	150%	91%	0%	0%	88%

CRN	Course	Enroll	Dates	Days	BTime	ETime	Instructor	Hrs	Type	
30093	ENGL V01B	27	1/11	5/18	M W	0800	0915	Cryer, Christine L.	3	WC
32887	ENGL V02	27	1/11	5/18	T R	0930	1045	Fechner, Jocelyn M.	3	WC
31984	ENGL V01A	28	1/11	5/18	M W	0930	1050	Ringin, Randy M.	3	WC
31270	ENGL V01A	30	1/11	5/18	M W	1100	1220	Sund, S A.	3	WC
31311	ENGL V01A	25	1/11	5/18	T R	1230	1350	Alley, Gwendolyn	3	WC
31367	ENGL V01A	28	1/11	5/18	M W	1230	1350	Guelcher, John H.	3	WC
31476	ENGL V01A	25	1/11	5/18	T R	1400	1520	Wolfe, Edith	3	WC
31440	ENGL V01A	25	1/11	5/18	M W	1400	1520	Fechner, Jocelyn M.	3	WC
31826	ENGL V01A	26	1/11	5/18	T R	1530	1650	Alley, Gwendolyn	3	WC
31855	ENGL V02	28	1/11	5/18	M W	1530	1645	Monte, Christian N.	3	WC
39418	ENGL V01A	13	1/11	5/18	R	1900	2120	Rolens, Linda M.	3	WC
38389	ENGL V01A	23	1/11	5/18	W	1900	2120	Rolens, Linda M.	3	WC

Utilization % Color Codes:	Red < 25%	Blue < 50%	Green < 90%	Gold >= 90%
Capacity:	29	Students (Banner)	Description:	Multidisciplinary Center East/West
Stations:	29	Students (Fusion)	Division:	
Max Student Hrs:	2,030	Capacity * 70 Hrs/Wk	Room Use:	110 Classroom
Use Factor:	53	Hrs/Week	Size:	513 Sq. Feet
Occ Factor:	19	Students/Hr	TOP Code:	009900
State Benchmark:	1,025	Student Hours/Wk	TOP Title:	General Assignment

Number of Students by Time and Day							
Time	Mon	Tues	Wed	Thur	Fri	Sat	Week
0700	0	0	0	0	0	0	0
0730	0	0	0	0	0	0	0
0800	0	0	0	0	0	0	0
0830	0	0	0	0	0	0	0
0900	0	0	0	0	0	0	0
0930	28	29	28	29	0	0	114
1000	28	29	28	29	0	0	114
1030	28	29	28	29	0	0	114
1100	0	25	0	25	0	0	50
1130	0	25	0	25	0	0	50
1200	0	25	0	25	0	0	50
1230	25	28	25	28	0	0	106
1300	25	28	25	28	0	0	106
1330	25	28	25	28	0	0	106
1400	29	0	29	0	0	0	58
1430	29	0	29	0	0	0	58
1500	29	0	29	0	0	0	58
1530	28	28	28	28	0	0	112
1600	28	28	28	28	0	0	112
1630	28	28	28	28	0	0	112
1700	0	0	0	0	0	0	0
1730	0	0	0	0	0	0	0
1800	0	0	0	0	0	0	0
1830	0	0	0	0	0	0	0
1900	24	0	24	0	0	0	48
1930	24	0	24	0	0	0	48
2000	24	0	24	0	0	0	48
2030	0	0	0	0	0	0	0
2100	0	0	0	0	0	0	0
2130	0	0	0	0	0	0	0
Total Student Seat 1/2 Hours:	402	330	402	330	0	0	1,464
Total Student Seat Hours:	201	165	201	165	0	0	732
% Max Student Hrs:	50%	41%	50%	41%	0%	0%	36%
% State Benchmark:	98%	81%	98%	81%	0%	0%	71%

CRN	Course	Enroll	Dates	Days	BTime	ETime	Instructor	Hrs	Type
31995	ENGL V01A	29	1/11	5/18	T R	0930	1050	Carlander, David P.	3 WC
30603	ENGL V01A	28	1/11	5/18	M W	0930	1050	Guelcher, John H.	3 WC
34198	ENGL V01A	25	1/11	5/18	T R	1100	1220	Wolfe, Edith	3 WC
31511	ENGL V01A	28	1/11	5/18	T R	1230	1350	Carlander, David P.	3 WC
31370	ENGL V01A	25	1/11	5/18	M W	1230	1350	Kim-Ortel, Henny H.	3 WC
31448	ENGL V01A	29	1/11	5/18	M W	1400	1520	Ringin, Randy M.	3 WC
38107	ENGL V03	28	1/11	5/18	T R	1530	1645	Monte, Christian N.	3 WC
31603	ENGL V01A	28	1/11	5/18	M W	1530	1650	Kim-Ortel, Henny H.	3 WC
30092	ENGL V01A	24	1/11	5/18	M W	1900	2015	Lawler, Kathy A.	3 IM

Utilization % Color Codes:

Red < 25%	Blue < 50%	Green < 90%	Gold >= 90%
-----------	------------	-------------	-------------

Capacity:	29	Students (Banner)	Description:	Multidisciplinary Center East/West	
Stations:	29	Students (Fusion)	Division:		
Max Student Hrs:	2,030	Capacity * 70 Hrs/Wk	Room Use:	110	Classroom
Use Factor:	53	Hrs/Week	Size:	513	Sq. Feet
Occ Factor:	19	Students/Hr	TOP Code:	009900	
State Benchmark:	1,025	Student Hours/Wk	TOP Title:	General Assignment	

Number of Students by Time and Day

Time	Mon	Tues	Wed	Thur	Fri	Sat	Week
0700	0	0	0	0	0	0	0
0730	0	0	0	0	0	0	0
0800	27	0	27	0	0	0	54
0830	27	0	27	0	0	0	54
0900	27	0	27	0	0	0	54
0930	46	0	46	0	0	0	92
1000	46	0	46	0	0	0	92
1030	0	0	0	0	0	0	0
1100	25	0	25	0	0	0	50
1130	25	0	25	0	0	0	50
1200	25	0	25	0	0	0	50
1230	28	27	28	27	0	0	110
1300	28	27	28	27	0	0	110
1330	28	27	28	27	0	0	110
1400	28	30	28	30	0	0	116
1430	28	30	28	30	0	0	116
1500	28	30	28	30	0	0	116
1530	0	26	0	26	0	0	52
1600	0	26	0	26	0	0	52
1630	0	26	0	26	0	0	52
1700	0	0	0	0	0	0	0
1730	0	25	0	25	0	0	50
1800	0	25	0	25	0	0	50
1830	0	25	0	25	0	0	50
1900	27	0	0	0	0	0	27
1930	27	0	0	0	0	0	27
2000	27	0	0	0	0	0	27
2030	27	0	0	0	0	0	27
2100	27	0	0	0	0	0	27
2130	27	0	0	0	0	0	27
Total Student Seat 1/2 Hours:	578	324	416	324	0	0	1,642
Total Student Seat Hours:	289	162	208	162	0	0	821
% Max Student Hrs:	71%	40%	51%	40%	0%	0%	40%
% State Benchmark:	141%	79%	102%	79%	0%	0%	80%

CRN	Course	Enroll	Dates	Days	BTime	ETime	Instructor	Hrs	Type
30271	ENGL V03	27	1/11 5/18	M W	0800	0915	Maldonado, Jose A.	3	WC
30547	ENGL V03	22	1/11 3/11	M W	0930	1020	Martin, Amanda M.	2	DC
30357	ENGL V02	24	3/14 5/18	M W	0930	1020	Martin, Amanda M.	2	DC
30457	ENGL V02	25	1/11 5/18	M W	1100	1215	Ventura, Deborah	3	WC
31959	ENGL V01B	27	1/11 5/18	T R	1230	1345	Cosgrove, Colleen P.	3	WC
31295	ENGL V01A	28	1/11 5/18	M W	1230	1350	Pollack, Deborah U.	3	WC
31982	ENGL V01B	30	1/11 5/18	T R	1400	1515	Harriston, Ryan E.	3	WC
32994	ENGL V01A	28	1/11 5/18	M W	1400	1520	Sund, S A.	3	WC
31988	ENGL V01B	26	1/11 5/18	T R	1530	1645	Harriston, Ryan E.	3	WC
33293	ENGL V01B	25	1/11 5/18	T R	1730	1845	Harriston, Ryan E.	3	WC
34760	ENGL V01B	27	1/11 5/18	M	1900	2150	Martin, Joanne M.	3	WC



Utilization % Color Codes:



Capacity:	35	Students (Banner)	Description:	Multidisciplinary Center East/West	
Stations:	35	Students (Fusion)	Division:		
Max Student Hrs:	2,450	Capacity * 70 Hrs/Wk	Room Use:	110	Classroom
Use Factor:	53	Hrs/Week	Size:	638	Sq. Feet
Occ Factor:	23	Students/Hr	TOP Code:	009900	
State Benchmark:	1,237	Student Hours/Wk	TOP Title:	General Assignment	

Number of Students by Time and Day

Time	Mon	Tues	Wed	Thur	Fri	Sat	Week
0700	0	0	0	0	0	0	0
0730	0	0	0	0	0	0	0
0800	34	0	34	0	0	0	68
0830	34	0	34	0	0	0	68
0900	34	0	34	0	0	0	68
0930	32	30	32	30	0	0	124
1000	32	30	32	30	0	0	124
1030	32	30	32	30	0	0	124
1100	37	28	37	28	0	0	130
1130	37	28	37	28	0	0	130
1200	37	28	37	28	0	0	130
1230	30	0	30	0	0	0	60
1300	30	0	30	0	0	0	60
1330	30	0	30	0	0	0	60
1400	0	12	0	12	0	0	24
1430	0	12	0	12	0	0	24
1500	0	12	0	12	0	0	24
1530	0	0	0	0	0	0	0
1600	0	0	0	0	0	0	0
1630	0	0	0	0	0	0	0
1700	0	0	0	0	0	0	0
1730	0	0	0	0	0	0	0
1800	0	0	0	0	0	0	0
1830	9	0	0	17	0	0	26
1900	9	0	34	17	0	0	60
1930	9	0	34	17	0	0	60
2000	9	0	34	17	0	0	60
2030	9	0	34	17	0	0	60
2100	9	0	34	17	0	0	60
2130	9	0	34	17	0	0	60
Total Student Seat 1/2 Hours:	462	210	603	329	0	0	1,604
Total Student Seat Hours:	231	105	302	165	0	0	802
% Max Student Hrs:	47%	21%	62%	34%	0%	0%	33%
% State Benchmark:	93%	42%	122%	67%	0%	0%	65%

CRN	Course	Enroll	Dates	Days	BTime	ETime	Instructor	Hrs	Type
30514	HIST V01A	34	1/11 5/18	M W	0800	0915	Sanchez, Tomas D.	3	WC
30069	AES V67	6	1/11 5/18	T R	0930	1045	Bittl, Ann H.	3	WC
30026	ART V02C	24	1/11 5/18	T R	0930	1045	Bittl, Ann H.	3	WC
30538	HIST V07A	32	1/11 5/18	M W	0930	1045	Agajanian, Walt C.	3	WC
30768	AES V66	8	1/11 5/18	T R	1100	1215	Bittl, Ann H.	3	WC
30181	ART V09	20	1/11 5/18	T R	1100	1215	Bittl, Ann H.	3	WC
30540	HIST V07A	37	1/11 5/18	M W	1100	1215	Tracy, Raymond D.	3	WC
30560	HIST V07B	30	1/11 5/18	M W	1230	1345	Agajanian, Walt C.	3	WC
31513	HMSV V52	12	1/11 5/18	T R	1400	1515	Schmidt, Ioana D.	3	WC
30799	CJ V18	17	1/28 5/5	R	1830	2145	Camarillo, Robert C.	4	DC
30625	POLS V89C	9	1/25 5/9	M	1830	2145	Slyker, Stephen J.	4	DC
30839	SOC V31	10	1/11 5/18	W	1900	2150	Pugh, Robert D.	3	WC
30617	PSY V31	24	1/11 5/18	W	1900	2150	Pugh, Robert D.	3	WC

Utilization % Color Codes:	Red < 25%	Blue < 50%	Green < 90%	Gold >= 90%
Capacity:	31	Students (Banner)	Description:	Performing Arts Center
Stations:	31	Students (Fusion)	Division:	13
Max Student Hrs:	2,170	Capacity * 70 Hrs/Wk	Room Use:	210 Class Lab
Use Factor:	53	Hrs/Week	Size:	642 Sq. Feet
Occ Factor:	21	Students/Hr	TOP Code:	100400
State Benchmark:	1,095	Student Hours/Wk	TOP Title:	Music

Number of Students by Time and Day

Time	Mon	Tues	Wed	Thur	Fri	Sat	Week
0700	0	0	0	0	0	0	0
0730	0	0	0	0	0	0	0
0800	0	0	0	0	0	0	0
0830	0	0	0	0	0	0	0
0900	0	0	0	0	0	0	0
0930	21	14	21	14	0	0	70
1000	21	14	21	14	0	0	70
1030	21	14	21	14	0	0	70
1100	19	20	19	20	0	0	78
1130	19	20	19	20	0	0	78
1200	19	20	19	20	0	0	78
1230	0	23	0	23	0	0	46
1300	0	23	0	23	0	0	46
1330	0	23	0	23	0	0	46
1400	0	25	0	25	0	0	50
1430	0	25	0	25	0	0	50
1500	0	25	0	25	0	0	50
1530	0	18	0	18	0	0	36
1600	0	18	0	18	0	0	36
1630	0	18	0	18	0	0	36
1700	0	18	0	18	0	0	36
1730	0	18	0	18	0	0	36
1800	0	0	0	0	0	0	0
1830	0	0	0	0	0	0	0
1900	0	0	0	0	0	0	0
1930	0	0	0	0	0	0	0
2000	0	0	0	0	0	0	0
2030	0	0	0	0	0	0	0
2100	0	0	0	0	0	0	0
2130	0	0	0	0	0	0	0
Total Student Seat 1/2 Hours:	120	336	120	336	0	0	912
Total Student Seat Hours:	60	168	60	168	0	0	456
% Max Student Hrs:	14%	39%	14%	39%	0%	0%	21%
% State Benchmark:	27%	77%	27%	77%	0%	0%	42%

CRN	Course	Enroll	Dates	Days	BTime	ETime	Instructor	Hrs	Type
33437	MUS V02A	14	1/11	5/18	T R	0930	1045	Lawson, Robert	3 WC
32657	MUS V02A	21	1/11	5/18	M W	0930	1045	Lawson, Robert	3 WC
33073	MUS V02E	20	1/11	5/18	T R	1100	1215	Powers, Ollie D.	3 WC
33440	MUS V02B	19	1/11	5/18	M W	1100	1215	Lawson, Robert	3 WC
31947	MUS V01	23	1/11	5/18	T R	1230	1345	Newton, Barry	3 WC
33434	MUS V01	25	1/11	5/18	T R	1400	1515	Lawson, Robert	3 WC
38314	MUS V39	18	2/4	5/10	T R	1530	1750	Powers, Ollie D.	5 DC

Utilization % Color Codes:	Red < 25%	Blue < 50%	Green < 90%	Gold >= 90%
Capacity:	61	Students (Banner)	Description:	Performing Arts Center
Stations:	61	Students (Fusion)	Division:	50
Max Student Hrs:	4,270	Capacity * 70 Hrs/Wk	Room Use:	110 Classroom
Use Factor:	53	Hrs/Week	Size:	965 Sq. Feet
Occ Factor:	41	Students/Hr	TOP Code:	009900
State Benchmark:	2,155	Student Hours/Wk	TOP Title:	General Assignment

Number of Students by Time and Day

Time	Mon	Tues	Wed	Thur	Fri	Sat	Week
0700	0	0	0	0	0	0	0
0730	0	0	0	0	0	0	0
0800	0	0	0	0	0	0	0
0830	0	0	0	0	0	0	0
0900	0	0	0	0	0	0	0
0930	30	30	30	30	0	0	120
1000	30	30	30	30	0	0	120
1030	30	30	30	30	0	0	120
1100	25	0	25	0	0	0	50
1130	25	0	25	0	0	0	50
1200	25	0	25	0	0	0	50
1230	0	32	0	32	0	0	64
1300	0	32	0	32	0	0	64
1330	0	32	0	32	0	0	64
1400	0	0	0	0	0	0	0
1430	0	0	0	0	0	0	0
1500	0	0	0	0	0	0	0
1530	0	0	0	0	0	0	0
1600	0	0	0	0	0	0	0
1630	0	0	0	0	0	0	0
1700	0	0	0	0	0	0	0
1730	0	0	0	0	0	0	0
1800	0	0	0	0	0	0	0
1830	0	0	0	0	0	0	0
1900	0	0	0	0	0	0	0
1930	0	0	0	0	0	0	0
2000	0	0	0	0	0	0	0
2030	0	0	0	0	0	0	0
2100	0	0	0	0	0	0	0
2130	0	0	0	0	0	0	0
Total Student Seat 1/2 Hours:	165	186	165	186	0	0	702
Total Student Seat Hours:	83	93	83	93	0	0	351
% Max Student Hrs:	10%	11%	10%	11%	0%	0%	8%
% State Benchmark:	19%	22%	19%	22%	0%	0%	16%

CRN	Course	Enroll	Dates	Days	BTime	ETime	Instructor	Hrs	Type
32838	COUN V02	30	1/11 5/18	T R	0930	1045	Wintermeyer, Lauren A.	3	WC
33450	MUS V08	30	1/11 5/18	M W	0930	1045	Smith, Mariana C.	3	WC
30039	PSY V07	25	1/11 5/18	M W	1100	1215	Williams, Oliver B.	3	WC
30073	THA V29	32	1/11 5/18	T R	1230	1345	Varela, Jay F.	3	WC

Utilization % Color Codes:	Red < 25%	Blue < 50%	Green < 90%	Gold >= 90%
Capacity:	97	Students (Banner)	Description:	Performing Arts Center
Stations:	97	Students (Fusion)	Division:	50
Max Student Hrs:	6,790	Capacity * 70 Hrs/Wk	Room Use:	610 Assembly
Use Factor:	53	Hrs/Week	Size:	1,826 Sq. Feet
Occ Factor:	65	Students/Hr	TOP Code:	100700
State Benchmark:	3,427	Student Hours/Wk	TOP Title:	Dramatic Arts

Number of Students by Time and Day

Time	Mon	Tues	Wed	Thur	Fri	Sat	Week
0700	0	0	0	0	0	0	0
0730	0	0	0	0	0	0	0
0800	0	0	0	0	0	0	0
0830	0	0	0	0	0	0	0
0900	0	0	0	0	0	0	0
0930	0	22	0	22	0	0	44
1000	0	22	0	22	0	0	44
1030	0	22	0	22	0	0	44
1100	0	22	0	22	0	0	44
1130	0	22	0	22	0	0	44
1200	0	0	0	0	0	0	0
1230	16	20	16	20	0	0	72
1300	16	20	16	20	0	0	72
1330	16	20	16	20	0	0	72
1400	16	20	16	20	0	0	72
1430	16	20	16	20	0	0	72
1500	0	0	0	0	0	0	0
1530	0	0	0	0	0	0	0
1600	0	0	0	0	0	0	0
1630	0	0	0	0	0	0	0
1700	0	0	0	0	0	0	0
1730	0	0	0	0	0	0	0
1800	0	0	0	0	0	0	0
1830	0	0	0	0	0	0	0
1900	0	0	0	0	0	0	0
1930	0	0	0	0	0	0	0
2000	0	0	0	0	0	0	0
2030	0	0	0	0	0	0	0
2100	0	0	0	0	0	0	0
2130	0	0	0	0	0	0	0
Total Student Seat 1/2 Hours:	80	210	80	210	0	0	580
Total Student Seat Hours:	40	105	40	105	0	0	290
% Max Student Hrs:	3%	8%	3%	8%	0%	0%	4%
% State Benchmark:	6%	15%	6%	15%	0%	0%	8%

CRN	Course	Enroll	Dates	Days	BTime	ETime	Instructor	Hrs	Type
31437	THA V02B	22	1/11	5/18	T R	0930	1145	5	WC
30023	THA V02A	20	1/11	5/18	T R	1230	1445	5	WC
32510	THA V31B	10	1/11	5/18	M W	1230	1445	5	WC
31465	THA V31A	6	1/11	5/18	M W	1230	1445	5	WC

Utilization % Color Codes:	Red < 25%	Blue < 50%	Green < 90%	Gold >= 90%
Capacity:	90	Students (Banner)	Description:	Performing Arts Center
Stations:	90	Students (Fusion)	Division:	13
Max Student Hrs:	6,300	Capacity * 70 Hrs/Wk	Room Use:	610 Assembly
Use Factor:	53	Hrs/Week	Size:	2,375 Sq. Feet
Occ Factor:	60	Students/Hr	TOP Code:	100400
State Benchmark:	3,180	Student Hours/Wk	TOP Title:	Music

Number of Students by Time and Day

Time	Mon	Tues	Wed	Thur	Fri	Sat	Week
0700	0	0	0	0	0	0	0
0730	0	0	0	0	0	0	0
0800	0	0	0	0	0	0	0
0830	0	0	0	0	0	0	0
0900	0	0	0	0	0	0	0
0930	18	21	18	21	0	0	78
1000	18	21	18	21	0	0	78
1030	18	21	18	21	0	0	78
1100	19	15	19	15	0	13	81
1130	19	15	19	15	0	13	81
1200	19	15	19	15	0	13	81
1230	0	28	0	28	0	13	69
1300	0	28	0	28	0	13	69
1330	0	28	0	28	0	13	69
1400	20	30	20	30	0	13	113
1430	20	30	20	30	0	0	100
1500	20	30	20	30	0	0	100
1530	15	34	15	34	0	0	98
1600	15	34	15	34	0	0	98
1630	15	34	15	34	0	0	98
1700	0	0	0	0	0	0	0
1730	20	0	0	0	0	0	20
1800	20	0	0	0	0	0	20
1830	20	0	0	0	0	0	20
1900	20	32	18	14	0	0	84
1930	20	32	18	14	0	0	84
2000	20	32	18	14	0	0	84
2030	0	32	18	14	0	0	64
2100	0	32	18	14	0	0	64
2130	0	32	18	14	0	0	64
Total Student Seat 1/2 Hours:	336	576	324	468	0	91	1,795
Total Student Seat Hours:	168	288	162	234	0	46	898
% Max Student Hrs:	13%	23%	13%	19%	0%	4%	14%
% State Benchmark:	26%	45%	25%	37%	0%	7%	28%

CRN	Course	Enroll	Dates	Days	BTime	ETime	Instructor	Hrs	Type
33445	MUS V02DL	21	1/11 5/18	T R	0930	1045	Powers, Ollie D.	3	WC
33441	MUS V02BL	18	1/11 5/18	M W	0930	1045	Helms, Elizabeth A.	3	WC
33065	MUS V36	8	1/30 5/14	S	1100	1415	Mateus, Cesar	4	DC
33066	MUS V37	5	1/30 5/14	S	1100	1415	Mateus, Cesar	4	DC
32659	MUS V02AL	15	1/11 5/18	T R	1100	1215	Helms, Elizabeth A.	3	WC
33438	MUS V02AL	19	1/11 5/18	M W	1100	1215	Helms, Elizabeth A.	3	WC
30559	MUS V03	28	1/11 5/18	T R	1230	1345	Grippio, Jim R.	3	WC
30996	MUS V37	6	1/11 5/18	T R	1400	1515	Gonzales, Carlos H.	3	WC
30281	MUS V36	24	1/11 5/18	T R	1400	1515	Gonzales, Carlos H.	3	WC
33461	MUS V10	20	1/11 5/18	M W	1400	1515	Helms, Elizabeth A.	3	WC
31380	MUS V22B	1	1/11 5/18	T R	1530	1645	Lawson, Robert	3	WC
31315	MUS V21A	7	1/11 5/18	T R	1530	1645	Lawson, Robert	3	WC
31355	MUS V21C	17	1/11 5/18	T R	1530	1645	Lawson, Robert	3	WC
31381	MUS V22C	4	1/11 5/18	T R	1530	1645	Lawson, Robert	3	WC
31336	MUS V21B	5	1/11 5/18	T R	1530	1645	Lawson, Robert	3	WC
33464	MUS V11	15	1/11 5/18	M W	1530	1645	Wilson, Brent M.	3	WC
30994	MUS V13	20	1/11 5/18	M	1730	2020	Eisenhauer, Tara V.	3	WC
30565	MUS V17	14	1/11 5/18	R	1900	2150	Drayton, Leslie C.	3	WC
31394	MUS V45	2	1/11 5/18	W	1900	2150	Wilson, Brent M.	3	WC
31399	MUS V46	10	1/11 5/18	W	1900	2150	Wilson, Brent M.	3	WC

Utilization % Color Codes:

			Red < 25%	Blue < 50%	Green < 90%	Gold >= 90%				
31401	MUS V47	6	1/11	5/18	W	1900	2150	Wilson, Brent M.	3	WC
31172	MUS V14B	14	1/11	5/18	T	1900	2150	Lawson, Robert	3	WC
33573	MUS V35	1	1/11	5/18	T	1900	2150	Lawson, Robert	3	WC
33572	MUS V34	2	1/11	5/18	T	1900	2150	Lawson, Robert	3	WC
33486	MUS V15	5	1/11	5/18	T	1900	2150	Lawson, Robert	3	WC
30961	MUS V14A	6	1/11	5/18	T	1900	2150	Lawson, Robert	3	WC
31460	MUS V14C	4	1/11	5/18	T	1900	2150	Lawson, Robert	3	WC

Utilization % Color Codes:	Red < 25%	Blue < 50%	Green < 90%	Gold >= 90%
Capacity:	37	Students (Banner)	Description:	Performing Arts Center
Stations:	37	Students (Fusion)	Division:	50
Max Student Hrs:	2,590	Capacity * 70 Hrs/Wk	Room Use:	110 Classroom
Use Factor:	53	Hrs/Week	Size:	651 Sq. Feet
Occ Factor:	25	Students/Hr	TOP Code:	100700
State Benchmark:	1,307	Student Hours/Wk	TOP Title:	Dramatic Arts

Number of Students by Time and Day

Time	Mon	Tues	Wed	Thur	Fri	Sat	Week
0700	0	0	0	0	0	0	0
0730	0	0	0	0	0	0	0
0800	0	0	0	0	0	0	0
0830	0	0	0	0	0	0	0
0900	0	0	0	0	0	0	0
0930	0	11	0	11	0	0	22
1000	0	11	0	11	0	0	22
1030	0	11	0	11	0	0	22
1100	40	29	40	29	0	0	138
1130	40	29	40	29	0	0	138
1200	40	29	40	29	0	0	138
1230	28	0	28	0	0	0	56
1300	28	0	28	0	0	0	56
1330	28	0	28	0	0	0	56
1400	17	19	17	19	0	0	72
1430	17	19	17	19	0	0	72
1500	17	19	17	19	0	0	72
1530	0	0	0	0	0	0	0
1600	0	0	0	0	0	0	0
1630	0	0	0	0	0	0	0
1700	0	31	0	31	0	0	62
1730	0	31	0	31	0	0	62
1800	0	31	0	31	0	0	62
1830	0	0	0	0	0	0	0
1900	0	0	0	0	0	0	0
1930	0	0	0	0	0	0	0
2000	0	0	0	0	0	0	0
2030	0	0	0	0	0	0	0
2100	0	0	0	0	0	0	0
2130	0	0	0	0	0	0	0
Total Student Seat 1/2 Hours:	255	270	255	270	0	0	1,050
Total Student Seat Hours:	128	135	128	135	0	0	525
% Max Student Hrs:	25%	26%	25%	26%	0%	0%	20%
% State Benchmark:	49%	52%	49%	52%	0%	0%	40%

CRN	Course	Enroll	Dates	Days	BTime	ETime	Instructor	Hrs	Type
32449	THA V05B	4	1/25	5/10	T R	0930	1045	Eck, William C.	3 PA
31452	THA V05A	7	1/26	5/10	T R	0930	1045	Eck, William C.	3 PA
30473	ENGL V02	29	1/11	5/18	T R	1100	1215	Kraus, Elizabeth C.	3 WC
33634	ART V02B	40	1/11	5/18	M W	1100	1215	Bittl, Ann H.	3 WC
31415	MUS V08	28	1/11	5/18	M W	1230	1345	Drayton, Leslie C.	3 WC
33456	MUS V09B	19	1/11	5/18	T R	1400	1515	Newton, Barry	3 WC
32559	MUS V07	17	1/11	5/18	M W	1400	1515	Drayton, Leslie C.	3 WC
30544	MUS V06	31	1/11	5/18	T R	1700	1815	Drayton, Leslie C.	3 WC

Utilization % Color Codes:	Red < 25%	Blue < 50%	Green < 90%	Gold >= 90%
Capacity:	8	Students (Banner)	Description:	Performing Arts Center
Stations:	8	Students (Fusion)	Division:	50
Max Student Hrs:	560	Capacity * 70 Hrs/Wk	Room Use:	210 Class Lab
Use Factor:	53	Hrs/Week	Size:	442 Sq. Feet
Occ Factor:	5	Students/Hr	TOP Code:	130300
State Benchmark:	283	Student Hours/Wk	TOP Title:	Fashion

Number of Students by Time and Day

Time	Mon	Tues	Wed	Thur	Fri	Sat	Week
0700	0	0	0	0	0	0	0
0730	0	0	0	0	0	0	0
0800	0	0	0	0	0	0	0
0830	0	0	0	0	0	0	0
0900	0	0	0	0	0	0	0
0930	0	0	0	0	0	0	0
1000	0	0	0	0	0	0	0
1030	0	0	0	0	0	0	0
1100	0	0	0	0	0	0	0
1130	0	0	0	0	0	0	0
1200	0	0	0	0	0	0	0
1230	0	18	0	18	0	0	36
1300	0	18	0	18	0	0	36
1330	0	18	0	18	0	0	36
1400	0	0	0	0	0	0	0
1430	0	0	0	0	0	0	0
1500	0	0	0	0	0	0	0
1530	0	0	0	0	0	0	0
1600	0	0	0	0	0	0	0
1630	0	0	0	0	0	0	0
1700	0	0	0	0	0	0	0
1730	0	0	0	0	0	0	0
1800	0	0	0	0	0	0	0
1830	0	0	0	0	0	0	0
1900	0	0	0	0	0	0	0
1930	0	0	0	0	0	0	0
2000	0	0	0	0	0	0	0
2030	0	0	0	0	0	0	0
2100	0	0	0	0	0	0	0
2130	0	0	0	0	0	0	0
Total Student Seat 1/2 Hours:	0	54	0	54	0	0	108
Total Student Seat Hours:	0	27	0	27	0	0	54
% Max Student Hrs:	0%	24%	0%	24%	0%	0%	10%
% State Benchmark:	0%	48%	0%	48%	0%	0%	19%

CRN	Course	Enroll	Dates	Days	BTime	ETime	Instructor	Hrs	Type
31464	THA V22A	16	1/11	5/18	T R	1230	1345	Flores, Abra P.	3 PA
31036	THA V22B	2	1/11	5/18	T R	1230	1345	Flores, Abra P.	3 PA



Utilization % Color Codes:	Red < 25%	Blue < 50%	Green < 90%	Gold >= 90%
Capacity:	16	Students (Banner)	Description:	Performing Arts Center
Stations:	16	Students (Fusion)	Division:	13
Max Student Hrs:	1,120	Capacity * 70 Hrs/Wk	Room Use:	210 Class Lab
Use Factor:	53	Hrs/Week	Size:	648 Sq. Feet
Occ Factor:	11	Students/Hr	TOP Code:	100400
State Benchmark:	565	Student Hours/Wk	TOP Title:	Music

Number of Students by Time and Day

Time	Mon	Tues	Wed	Thur	Fri	Sat	Week
0700	0	0	0	0	0	0	0
0730	0	0	0	0	0	0	0
0800	0	0	0	0	0	0	0
0830	0	0	0	0	0	0	0
0900	0	0	0	0	0	0	0
0930	0	0	0	0	0	0	0
1000	0	0	0	0	0	0	0
1030	0	0	0	0	0	0	0
1100	21	18	21	18	0	0	78
1130	21	18	21	18	0	0	78
1200	21	18	21	18	0	0	78
1230	12	17	12	17	0	0	58
1300	12	17	12	17	0	0	58
1330	12	17	12	17	0	0	58
1400	0	0	0	0	0	0	0
1430	0	0	0	0	0	0	0
1500	0	0	0	0	0	0	0
1530	0	0	0	0	0	0	0
1600	0	0	0	0	0	0	0
1630	0	0	0	0	0	0	0
1700	0	0	0	0	0	0	0
1730	0	0	0	0	0	0	0
1800	0	0	0	0	0	0	0
1830	0	0	0	0	0	0	0
1900	0	0	15	0	0	0	15
1930	0	0	15	0	0	0	15
2000	0	0	15	0	0	0	15
2030	0	0	15	0	0	0	15
2100	0	0	15	0	0	0	15
2130	0	0	15	0	0	0	15
Total Student Seat 1/2 Hours:	99	105	189	105	0	0	498
Total Student Seat Hours:	50	53	95	53	0	0	249
% Max Student Hrs:	22%	23%	42%	23%	0%	0%	22%
% State Benchmark:	44%	46%	84%	46%	0%	0%	44%

CRN	Course	Enroll	Dates	Days	BTime	ETime	Instructor	Hrs	Type
33519	MUS V24A	18	1/11 5/18	T R	1100	1215	Fay, Linda	3	PA
33435	MUS V01	21	1/11 5/18	M W	1100	1215	Drayton, Leslie C.	3	WC
33536	MUS V24D	2	1/11 5/18	T R	1230	1345	Fay, Linda	3	PA
33534	MUS V24C	6	1/11 5/18	T R	1230	1345	Fay, Linda	3	PA
33521	MUS V24B	9	1/11 5/18	T R	1230	1345	Fay, Linda	3	PA
33538	MUS V24D	3	1/11 5/18	M W	1230	1345	Smith, Mariana C.	3	PA
33535	MUS V24C	2	1/11 5/18	M W	1230	1345	Smith, Mariana C.	3	PA
33523	MUS V24B	7	1/11 5/18	M W	1230	1345	Smith, Mariana C.	3	PA
33081	MUS V24D	1	1/11 5/18	W	1900	2150	Smith, Mariana C.	3	PA
33079	MUS V24B	2	1/11 5/18	W	1900	2150	Smith, Mariana C.	3	PA
33520	MUS V24A	12	1/11 5/18	W	1900	2150	Smith, Mariana C.	3	PA


Utilization % Color Codes:	Red < 25%	Blue < 50%	Green < 90%	Gold >= 90%
Capacity:	15	Students (Banner)	Description:	Performing Arts Center
Stations:	15	Students (Fusion)	Division:	50
Max Student Hrs:	1,050	Capacity * 70 Hrs/Wk	Room Use:	250 Non-Class Lab
Use Factor:	53	Hrs/Week	Size:	468 Sq. Feet
Occ Factor:	10	Students/Hr	TOP Code:	100700
State Benchmark:	530	Student Hours/Wk	TOP Title:	Dramatic Arts

Number of Students by Time and Day

Time	Mon	Tues	Wed	Thur	Fri	Sat	Week
0700	0	0	0	0	0	0	0
0730	0	0	0	0	0	0	0
0800	0	0	0	0	0	0	0
0830	0	0	0	0	0	0	0
0900	0	0	0	0	0	0	0
0930	0	15	0	15	0	0	30
1000	0	15	0	15	0	0	30
1030	0	15	0	15	0	0	30
1100	0	15	0	15	0	0	30
1130	0	0	0	0	0	0	0
1200	0	0	0	0	0	0	0
1230	0	0	0	0	0	0	0
1300	0	0	0	0	0	0	0
1330	0	0	0	0	0	0	0
1400	0	0	0	0	0	0	0
1430	0	0	0	0	0	0	0
1500	0	0	0	0	0	0	0
1530	0	0	0	0	0	0	0
1600	0	0	0	0	0	0	0
1630	0	0	0	0	0	0	0
1700	0	0	0	0	0	0	0
1730	0	0	0	0	0	0	0
1800	0	0	0	0	0	0	0
1830	0	0	0	0	0	0	0
1900	0	0	0	0	0	0	0
1930	0	0	0	0	0	0	0
2000	0	0	0	0	0	0	0
2030	0	0	0	0	0	0	0
2100	0	0	0	0	0	0	0
2130	0	0	0	0	0	0	0
Total Student Seat 1/2 Hours:	0	60	0	60	0	0	120
Total Student Seat Hours:	0	30	0	30	0	0	60
% Max Student Hrs:	0%	14%	0%	14%	0%	0%	6%
% State Benchmark:	0%	28%	0%	28%	0%	0%	11%

CRN	Course	Enroll	Dates	Days	BTime	ETime	Instructor	Hrs	Type
32450	THA V06B	5	1/11	5/18	T R	0930	1120	Flores, Abra P.	4 PA
31459	THA V06A	10	1/11	5/18	T R	0930	1120	Flores, Abra P.	4 PA

Utilization % Color Codes:




Capacity:	45	Students (Banner)	Description:	Sciences and Mathematics	
Stations:	22	Students (Fusion)	Division:		
Max Student Hrs:	3,150	Capacity * 70 Hrs/Wk	Room Use:	210	Class Lab
Use Factor:	53	Hrs/Week	Size:	1,533	Sq. Feet
Occ Factor:	30	Students/Hr	TOP Code:	020100	
State Benchmark:	1,590	Student Hours/Wk	TOP Title:	Architecture and Architectural Technology	

Number of Students by Time and Day

Time	Mon	Tues	Wed	Thur	Fri	Sat	Week
0700	0	0	0	0	0	0	0
0730	0	0	0	0	0	0	0
0800	18	0	18	0	0	0	36
0830	18	0	18	0	0	0	36
0900	18	0	18	0	0	0	36
0930	0	0	0	0	0	0	0
1000	0	0	0	0	0	0	0
1030	0	0	0	0	0	0	0
1100	28	40	28	40	0	0	136
1130	28	40	28	40	0	0	136
1200	28	40	28	40	0	0	136
1230	33	0	33	0	0	0	66
1300	33	0	33	0	0	0	66
1330	33	0	33	0	0	0	66
1400	0	0	0	0	0	0	0
1430	0	0	0	0	0	0	0
1500	0	0	0	0	0	0	0
1530	0	0	42	0	0	0	42
1600	0	0	42	0	0	0	42
1630	0	0	42	0	0	0	42
1700	0	0	42	0	0	0	42
1730	0	0	0	0	0	0	0
1800	0	0	0	0	0	0	0
1830	0	0	0	0	0	0	0
1900	36	0	36	0	0	0	72
1930	36	0	36	0	0	0	72
2000	36	0	36	0	0	0	72
2030	36	0	36	0	0	0	72
2100	15	0	15	0	0	0	30
2130	0	0	0	0	0	0	0
Total Student Seat 1/2 Hours:	396	120	564	120	0	0	1,200
Total Student Seat Hours:	198	60	282	60	0	0	600
% Max Student Hrs:	31%	10%	45%	10%	0%	0%	19%
% State Benchmark:	62%	19%	89%	19%	0%	0%	38%

CRN	Course	Enroll	Dates	Days	BTime	ETime	Instructor	Hrs	Type
31449	ESRM V03	16	1/11 5/18	M W	0800	0915	Reed, David L.	3	WC
30918	POLS V12	2	1/11 5/18	M W	0800	0915	Reed, David L.	3	WC
32238	ESRM V02	40	1/11 5/18	T R	1100	1215	Palladino, Stephen	3	WC
31966	GEOL V11	28	1/11 5/18	M W	1100	1215	Clinton, Philip G.	3	WC
33171	ENGR V12	33	1/11 5/18	M W	1230	1345	Warren, George E.	3	WC
33177	ENGR V01	42	1/13 3/9	W	1530	1720	Millea, Michelle T.	2	DC
30075	GEOG V28A	2	3/14 5/11	M W	1900	2115	Palladino, Stephen	5	DC
30997	GEOG V28B	2	3/14 5/11	M W	1900	2115	Palladino, Stephen	5	DC
32259	GIS V28B	3	3/14 5/11	M W	1900	2115	Palladino, Stephen	5	DC
31796	GIS V28A	8	3/14 5/11	M W	1900	2115	Palladino, Stephen	5	DC
32933	GIS V26	14	1/11 3/9	M W	1900	2050	Palladino, Stephen	4	DC
31970	GEOG V26	7	1/11 3/9	M W	1900	2050	Palladino, Stephen	4	DC

Utilization % Color Codes:



Capacity:	40	Students (Banner)	Description:	Sciences and Mathematics	
Stations:	22	Students (Fusion)	Division:		
Max Student Hrs:	2,800	Capacity * 70 Hrs/Wk	Room Use:	210	Class Lab
Use Factor:	53	Hrs/Week	Size:	1,667	Sq. Feet
Occ Factor:	27	Students/Hr	TOP Code:	020100	
State Benchmark:	1,413	Student Hours/Wk	TOP Title:	Architecture and Architectural Technology	

Number of Students by Time and Day

Time	Mon	Tues	Wed	Thur	Fri	Sat	Week
0700	0	0	0	0	0	0	0
0730	0	0	0	0	0	0	0
0800	0	41	0	41	0	0	82
0830	0	41	0	41	0	0	82
0900	0	41	0	41	0	0	82
0930	33	33	33	33	0	0	132
1000	33	33	33	33	0	0	132
1030	0	0	0	0	0	0	0
1100	0	45	0	45	0	0	90
1130	0	45	0	45	0	0	90
1200	0	0	0	0	0	0	0
1230	33	40	33	40	0	0	146
1300	33	40	33	40	0	0	146
1330	33	40	33	40	0	0	146
1400	33	40	33	40	0	0	146
1430	33	0	33	0	0	0	66
1500	0	0	0	0	0	0	0
1530	27	43	27	43	0	0	140
1600	27	43	27	43	0	0	140
1630	27	43	27	43	0	0	140
1700	27	43	27	43	0	0	140
1730	0	43	0	43	0	0	86
1800	0	0	0	0	0	0	0
1830	0	0	0	0	0	0	0
1900	0	44	0	44	0	0	88
1930	0	44	0	44	0	0	88
2000	0	44	0	44	0	0	88
2030	0	44	0	44	0	0	88
2100	0	44	0	44	0	0	88
2130	0	0	0	0	0	0	0
Total Student Seat 1/2 Hours:	339	874	339	874	0	0	2,426
Total Student Seat Hours:	170	437	170	437	0	0	1,213
% Max Student Hrs:	30%	78%	30%	78%	0%	0%	43%
% State Benchmark:	60%	155%	60%	155%	0%	0%	86%

CRN	Course	Enroll	Dates	Days	BTime	ETime	Instructor	Hrs	Type
32729	MATH V12	41	1/11 5/18	T R	0800	0915	Porter, Matthew J.	3	WC
31061	MATH V11	33	1/11 5/18	MTWR	0930	1020	Friedman, Sasha G.	4	WC
32817	MATH V21	45	1/11 5/18	T R	1100	1150	Nguyen, Jarmila	2	WC
30732	MATH V46	40	1/11 5/18	T R	1230	1420	Frederick, Christopher A.	4	WC
32706	MATH V03	33	1/11 5/18	M W	1230	1445	Sha, Saliha L.	5	WC
30920	MATH V03	43	1/11 5/18	T R	1530	1745	McCain, Michael T.	5	WC
32730	MATH V04	27	1/11 5/18	M W	1530	1720	Sharnazyan, Elizabeth	4	WC
32822	MATH V21	44	1/11 5/18	T R	1900	2115	Beatty, Donna L.	5	WC

Utilization % Color Codes:	Red < 25%	Blue < 50%	Green < 90%	Gold >= 90%
Capacity:	30	Students (Banner)	Description:	Sciences and Mathematics
Stations:	35	Students (Fusion)	Division:	
Max Student Hrs:	2,100	Capacity * 70 Hrs/Wk	Room Use:	210 Class Lab
Use Factor:	53	Hrs/Week	Size:	2,340 Sq. Feet
Occ Factor:	20	Students/Hr	TOP Code:	191400
State Benchmark:	1,060	Student Hours/Wk	TOP Title:	Geology

Number of Students by Time and Day

Time	Mon	Tues	Wed	Thur	Fri	Sat	Week
0700	0	0	0	0	0	0	0
0730	0	0	0	0	0	0	0
0800	26	14	26	14	0	0	80
0830	26	14	26	14	0	0	80
0900	26	14	26	14	0	0	80
0930	24	24	24	24	0	0	96
1000	24	24	24	24	0	0	96
1030	24	24	24	24	0	0	96
1100	23	29	23	29	0	0	104
1130	23	29	23	29	0	0	104
1200	23	29	23	29	0	0	104
1230	27	0	27	0	0	0	54
1300	27	0	27	0	0	0	54
1330	27	0	27	0	0	0	54
1400	0	29	0	29	0	0	58
1430	0	29	0	29	0	0	58
1500	0	29	0	29	0	0	58
1530	0	0	0	0	0	0	0
1600	0	0	0	0	0	0	0
1630	0	0	0	0	0	0	0
1700	0	0	0	0	0	0	0
1730	0	36	0	36	0	0	72
1800	0	36	0	36	0	0	72
1830	0	36	0	36	0	0	72
1900	20	24	20	24	0	0	88
1930	20	24	20	24	0	0	88
2000	20	24	20	24	0	0	88
2030	0	0	0	0	0	0	0
2100	0	0	0	0	0	0	0
2130	0	0	0	0	0	0	0
Total Student Seat 1/2 Hours:	360	468	360	468	0	0	1,656
Total Student Seat Hours:	180	234	180	234	0	0	828
% Max Student Hrs:	43%	56%	43%	56%	0%	0%	39%
% State Benchmark:	85%	110%	85%	110%	0%	0%	78%

CRN	Course	Enroll	Dates	Days	BTime	ETime	Instructor	Hrs	Type
33311	GEOG V01L	14	1/11 5/18	T R	0800	0915	Christensen, Constance M.	3	WC
30435	GEOG V01L	26	1/11 5/18	M W	0800	0915	Ridenour, Patricia A.	3	WC
33312	GEOG V01L	24	1/11 5/18	T R	0930	1045	Christensen, Constance M.	3	WC
31898	GEOG V01L	24	1/11 5/18	M W	0930	1045	Lampe, Cynthia M.	3	WC
33313	GEOG V01L	29	1/11 5/18	T R	1100	1215	Clinton, Philip G.	3	WC
33308	GEOG V01L	23	1/11 5/18	M W	1100	1215	Lampe, Cynthia M.	3	WC
33309	GEOG V01L	27	1/11 5/18	M W	1230	1345	Ridenour, Patricia A.	3	WC
33314	GEOG V01L	29	1/11 5/18	T R	1400	1515	Ridenour, Patricia A.	3	WC
33307	GEOG V01	36	1/11 5/18	T R	1730	1845	Brown, Rodney	3	WC
37064	GEOG V01L	24	1/11 5/18	T R	1900	2015	Brown, Rodney	3	WC
35135	GEOG V01L	20	1/11 5/18	M W	1900	2015	Danza, James M.	3	WC

Utilization % Color Codes:	Red < 25%	Blue < 50%	Green < 90%	Gold >= 90%
Capacity:	24	Students (Banner)	Description:	Sciences and Mathematics
Stations:	24	Students (Fusion)	Division:	
Max Student Hrs:	1,680	Capacity * 70 Hrs/Wk	Room Use:	210 Class Lab
Use Factor:	53	Hrs/Week	Size:	1,220 Sq. Feet
Occ Factor:	16	Students/Hr	TOP Code:	190200
State Benchmark:	848	Student Hours/Wk	TOP Title:	Physics, General

Number of Students by Time and Day

Time	Mon	Tues	Wed	Thur	Fri	Sat	Week
0700	0	0	0	0	0	0	0
0730	0	0	0	0	0	0	0
0800	0	0	0	0	0	0	0
0830	0	0	0	0	0	0	0
0900	0	0	0	0	0	0	0
0930	0	0	0	0	0	0	0
1000	0	0	0	0	0	0	0
1030	0	0	0	0	0	0	0
1100	0	0	0	0	0	0	0
1130	0	0	0	0	0	0	0
1200	0	0	0	0	0	0	0
1230	0	0	0	0	0	0	0
1300	0	0	0	0	0	0	0
1330	0	0	0	0	0	0	0
1400	23	0	0	0	0	0	23
1430	23	0	0	0	0	0	23
1500	23	0	0	0	0	0	23
1530	23	0	0	0	0	0	23
1600	23	0	0	0	0	0	23
1630	23	0	0	0	0	0	23
1700	0	0	0	0	0	0	0
1730	0	0	0	0	0	0	0
1800	0	0	0	0	0	0	0
1830	0	0	0	0	0	0	0
1900	0	21	18	0	0	0	39
1930	0	21	18	0	0	0	39
2000	0	21	18	0	0	0	39
2030	0	21	18	0	0	0	39
2100	0	21	18	0	0	0	39
2130	0	21	18	0	0	0	39
Total Student Seat 1/2 Hours:	138	126	108	0	0	0	372
Total Student Seat Hours:	69	63	54	0	0	0	186
% Max Student Hrs:	21%	19%	16%	0%	0%	0%	11%
% State Benchmark:	41%	37%	32%	0%	0%	0%	22%

CRN	Course	Enroll	Dates	Days	BTime	ETime	Instructor	Hrs	Type
32599	AST V01L	23	1/11 5/18	M	1400	1650	Molony, Jeffrey	3	WC
31823	AST V01L	18	1/11 5/18	W	1900	2150	Molony, Jeffrey	3	WC
31820	AST V01L	21	1/11 5/18	T	1900	2150	Synnes, Dale C.	3	WC

Utilization % Color Codes:	Red < 25%	Blue < 50%	Green < 90%	Gold >= 90%
Capacity:	50	Students (Banner)	Description:	Sciences and Mathematics
Stations:	50	Students (Fusion)	Division:	
Max Student Hrs:	3,500	Capacity * 70 Hrs/Wk	Room Use:	110 Classroom
Use Factor:	53	Hrs/Week	Size:	936 Sq. Feet
Occ Factor:	33	Students/Hr	TOP Code:	009900
State Benchmark:	1,766	Student Hours/Wk	TOP Title:	General Assignment

Number of Students by Time and Day

Time	Mon	Tues	Wed	Thur	Fri	Sat	Week
0700	0	0	0	0	0	0	0
0730	0	0	0	0	0	0	0
0800	32	32	32	32	0	0	128
0830	32	32	32	32	0	0	128
0900	0	0	0	0	0	0	0
0930	21	48	21	48	0	0	138
1000	21	48	21	48	0	0	138
1030	21	48	21	48	0	0	138
1100	53	47	53	47	0	0	200
1130	53	47	53	47	0	0	200
1200	53	47	53	47	0	0	200
1230	53	48	53	48	0	0	202
1300	0	48	0	48	0	0	96
1330	0	48	0	48	0	0	96
1400	60	39	60	39	0	0	198
1430	60	39	60	39	0	0	198
1500	60	39	60	39	0	0	198
1530	60	39	60	39	0	0	198
1600	0	42	0	42	0	0	84
1630	0	42	0	42	0	0	84
1700	0	42	0	42	0	0	84
1730	32	39	32	39	0	0	142
1800	32	39	32	39	0	0	142
1830	32	39	32	39	0	0	142
1900	0	38	0	0	0	0	38
1930	0	38	0	0	0	0	38
2000	0	38	0	0	0	0	38
2030	0	38	0	0	0	0	38
2100	0	38	0	0	0	0	38
2130	0	38	0	0	0	0	38
Total Student Seat 1/2 Hours:	675	1,120	675	892	0	0	3,362
Total Student Seat Hours:	338	560	338	446	0	0	1,681
% Max Student Hrs:	48%	80%	48%	64%	0%	0%	48%
% State Benchmark:	96%	159%	96%	126%	0%	0%	95%

CRN	Course	Enroll	Dates	Days	BTime	ETime	Instructor	Hrs	Type
32203	MATH V44	32	1/11 5/18	MTWR	0800	0850	Bretz, Louise C.	4	WC
32946	AST V01	48	1/11 5/18	T R	0930	1045	O'Neill, Hugh M.	3	WC
32006	HED V20	21	1/11 5/18	M W	0930	1045	Eberst, Richard M.	3	WC
30407	BIOL V01	47	1/11 5/18	T R	1100	1215	Garner, Jennifer L.	3	WC
31921	CHEM V20	53	1/11 5/18	M W	1100	1250	Clark, Kristin K.	4	WC
30396	HIST V18A	48	1/11 5/18	T R	1230	1345	Ward, Michael K.	3	WC
32960	PHYS V05	39	1/11 5/18	T R	1400	1550	O'Neill, Hugh M.	4	WC
32970	PHYS V04	60	1/11 5/18	M W	1400	1550	Wood, Jeffrey W.	4	WC
31508	SL V10A	42	1/11 5/18	T R	1600	1715	Buker, Francine	3	WC
30391	SL V10A	39	1/11 5/18	T R	1730	1845	Buker, Francine	3	WC
33306	GEOG V01	32	1/11 5/18	M W	1730	1845	Danza, James M.	3	WC
33207	ENGR V16	38	1/11 5/18	T	1900	2150	Darejeh, Hadi	3	WC

Utilization % Color Codes:	Red < 25%	Blue < 50%	Green < 90%	Gold >= 90%
Capacity:	24	Students (Banner)	Description:	Sciences and Mathematics
Stations:	32	Students (Fusion)	Division:	
Max Student Hrs:	1,680	Capacity * 70 Hrs/Wk	Room Use:	210 Class Lab
Use Factor:	53	Hrs/Week	Size:	1,320 Sq. Feet
Occ Factor:	16	Students/Hr	TOP Code:	190200
State Benchmark:	848	Student Hours/Wk	TOP Title:	Physics, General

Number of Students by Time and Day

Time	Mon	Tues	Wed	Thur	Fri	Sat	Week
0700	0	0	0	0	0	0	0
0730	0	0	0	0	0	0	0
0800	0	30	0	30	0	0	60
0830	0	30	0	30	0	0	60
0900	0	30	0	30	0	0	60
0930	0	30	0	30	0	0	60
1000	0	29	0	0	0	0	29
1030	0	29	0	0	0	0	29
1100	28	29	0	23	0	0	80
1130	28	29	0	23	0	0	80
1200	28	29	0	23	0	0	80
1230	28	29	0	23	0	0	80
1300	28	0	0	23	0	0	51
1330	28	0	0	23	0	0	51
1400	0	0	0	0	0	0	0
1430	0	0	0	0	0	0	0
1500	0	0	0	0	0	0	0
1530	0	0	0	0	0	0	0
1600	16	16	27	0	0	0	59
1630	16	16	27	0	0	0	59
1700	16	16	27	0	0	0	59
1730	16	16	27	0	0	0	59
1800	16	16	27	0	0	0	59
1830	16	16	27	0	0	0	59
1900	16	0	16	35	0	0	67
1930	16	0	16	35	0	0	67
2000	16	0	16	35	0	0	67
2030	16	0	16	35	0	0	67
2100	0	0	0	35	0	0	35
2130	0	0	0	35	0	0	35
Total Student Seat 1/2 Hours:	328	390	226	468	0	0	1,412
Total Student Seat Hours:	164	195	113	234	0	0	706
% Max Student Hrs:	49%	58%	34%	70%	0%	0%	42%
% State Benchmark:	97%	115%	67%	138%	0%	0%	83%

CRN	Course	Enroll	Dates	Days	BTime	ETime	Instructor	Hrs	Type
32243	PHYS V06	30	1/11 5/18	T R	0800	0950	Wood, Jeffrey W.	4	WC
32983	PHYS V06L	29	1/11 5/18	T	1000	1250	Wood, Jeffrey W.	3	WC
30531	PHYS V05L	23	1/11 5/18	R	1100	1350	O'Neill, Hugh M.	3	WC
32972	PHYS V04L	28	1/11 5/18	M	1100	1350	Wood, Jeffrey W.	3	WC
32724	PHYS V04L	27	1/11 5/18	W	1600	1850	Wood, Jeffrey W.	3	WC
32964	PHYS V05L	16	1/11 5/18	T	1600	1850	O'Neill, Hugh M.	3	WC
31078	PHYS V02BL	16	1/11 5/18	M	1600	1850	Wood, Jeffrey W.	3	WC
33209	ENGR V16L	35	1/11 5/18	R	1900	2150	Darejeh, Hadi	3	WC
32978	PHYS V02B	16	1/11 5/18	M W	1900	2050	Wood, Jeffrey W.	4	WC



Utilization % Color Codes:	Red < 25%	Blue < 50%	Green < 90%	Gold >= 90%
Capacity:	45	Students (Banner)	Description:	Sciences and Mathematics
Stations:	45	Students (Fusion)	Division:	
Max Student Hrs:	3,150	Capacity * 70 Hrs/Wk	Room Use:	210 Class Lab
Use Factor:	53	Hrs/Week	Size:	2,340 Sq. Feet
Occ Factor:	30	Students/Hr	TOP Code:	191400
State Benchmark:	1,590	Student Hours/Wk	TOP Title:	Geology

Number of Students by Time and Day

Time	Mon	Tues	Wed	Thur	Fri	Sat	Week
0700	0	0	0	0	0	0	0
0730	0	0	0	0	0	0	0
0800	0	0	0	0	0	0	0
0830	0	0	0	0	0	0	0
0900	0	0	0	0	0	0	0
0930	44	23	44	23	0	0	134
1000	44	23	44	23	0	0	134
1030	44	23	44	23	0	0	134
1100	44	13	44	13	0	0	114
1130	44	13	44	13	0	0	114
1200	44	13	44	13	0	0	114
1230	25	24	25	24	0	0	98
1300	25	24	25	24	0	0	98
1330	25	24	25	24	0	0	98
1400	0	14	0	14	0	0	28
1430	0	14	0	14	0	0	28
1500	0	14	0	14	0	0	28
1530	0	0	0	0	0	0	0
1600	0	0	0	0	0	0	0
1630	0	0	0	0	0	0	0
1700	0	0	0	0	0	0	0
1730	35	0	35	0	0	0	70
1800	35	0	35	0	0	0	70
1830	35	0	35	0	0	0	70
1900	23	0	23	0	0	0	46
1930	23	0	23	0	0	0	46
2000	23	0	23	0	0	0	46
2030	0	0	0	0	0	0	0
2100	0	0	0	0	0	0	0
2130	0	0	0	0	0	0	0
Total Student Seat 1/2 Hours:	513	222	513	222	0	0	1,470
Total Student Seat Hours:	257	111	257	111	0	0	735
% Max Student Hrs:	41%	18%	41%	18%	0%	0%	23%
% State Benchmark:	81%	35%	81%	35%	0%	0%	46%

CRN	Course	Enroll	Dates	Days	BTime	ETime	Instructor	Hrs	Type
31184	GEOL V03	23	1/11	5/18	T R	0930	1045	Branciforte, Chloe N.	3 WC
31085	ESRM V01	34	1/11	5/18	M W	0930	1045	Stahl, Karen M.	3 WC
31032	BIOL V10	10	1/11	5/18	M W	0930	1045	Stahl, Karen M.	3 WC
31292	GEOL V03L	13	1/11	5/18	T R	1100	1215	Branciforte, Chloe N.	3 WC
33259	GEOL V02	44	1/11	5/18	M W	1100	1215	Branciforte, Chloe N.	3 WC
33321	GEOL V02	24	1/11	5/18	T R	1230	1345	Branciforte, Chloe N.	3 WC
31398	GEOL V02L	25	1/11	5/18	M W	1230	1345	Lampe, Cynthia M.	3 WC
33324	GEOL V02L	14	1/11	5/18	T R	1400	1515	Christensen, Constance M.	3 WC
39391	GEOL V02	35	1/11	5/18	M W	1730	1845	Branciforte, Chloe N.	3 WC
39392	GEOL V02L	23	1/11	5/18	M W	1900	2015	Branciforte, Chloe N.	3 WC

Utilization % Color Codes:	Red < 25%	Blue < 50%	Green < 90%	Gold >= 90%
Capacity:	24	Students (Banner)	Description:	Sciences and Mathematics
Stations:	28	Students (Fusion)	Division:	
Max Student Hrs:	1,680	Capacity * 70 Hrs/Wk	Room Use:	210 Class Lab
Use Factor:	53	Hrs/Week	Size:	1,584 Sq. Feet
Occ Factor:	16	Students/Hr	TOP Code:	190500
State Benchmark:	848	Student Hours/Wk	TOP Title:	Chemistry, General

Number of Students by Time and Day

Time	Mon	Tues	Wed	Thur	Fri	Sat	Week
0700	0	0	0	0	0	0	0
0730	0	0	0	0	0	0	0
0800	28	27	28	27	0	0	110
0830	28	27	28	27	0	0	110
0900	28	27	28	27	0	0	110
0930	28	27	28	27	0	0	110
1000	28	27	28	27	0	0	110
1030	28	27	28	27	0	0	110
1100	19	23	19	23	0	0	84
1130	19	23	19	23	0	0	84
1200	19	23	19	23	0	0	84
1230	19	23	19	23	0	0	84
1300	19	23	19	23	0	0	84
1330	19	23	19	23	0	0	84
1400	19	0	19	0	0	0	38
1430	19	0	19	0	0	0	38
1500	19	0	19	0	0	0	38
1530	19	0	19	0	0	0	38
1600	19	0	19	0	0	0	38
1630	19	0	19	0	0	0	38
1700	0	0	0	0	0	0	0
1730	0	0	0	0	0	0	0
1800	0	0	0	0	0	0	0
1830	0	0	0	0	0	0	0
1900	0	17	0	17	0	0	34
1930	0	17	0	17	0	0	34
2000	0	17	0	17	0	0	34
2030	0	17	0	17	0	0	34
2100	0	17	0	17	0	0	34
2130	0	17	0	17	0	0	34
Total Student Seat 1/2 Hours:	396	402	396	402	0	0	1,596
Total Student Seat Hours:	198	201	198	201	0	0	798
% Max Student Hrs:	59%	60%	59%	60%	0%	0%	48%
% State Benchmark:	117%	119%	117%	119%	0%	0%	94%

CRN	Course	Enroll	Dates	Days	BTime	ETime	Instructor	Hrs	Type
31848	CHEM V01	27	1/11 5/18	T R	0800	1050	Rose-Seisa, Malia L.	6	WC
32311	CHEM V01	28	1/11 5/18	M W	0800	1050	De Haan, Adriana L.	6	WC
31852	CHEM V01	23	1/11 5/18	T R	1100	1350	Rose-Seisa, Malia L.	6	WC
31843	CHEM V01	19	1/11 5/18	M W	1100	1350	De Haan, Adriana L.	6	WC
31863	CHEM V01	19	1/11 5/18	M W	1400	1650	Brocker, Erin R.	6	WC
32597	CHEM V01	17	1/11 5/18	T R	1900	2150	Fickel, Theodore	6	WC

Utilization % Color Codes:	Red < 25%	Blue < 50%	Green < 90%	Gold >= 90%
Capacity:	24	Students (Banner)	Description:	Sciences and Mathematics
Stations:	28	Students (Fusion)	Division:	
Max Student Hrs:	1,680	Capacity * 70 Hrs/Wk	Room Use:	210 Class Lab
Use Factor:	53	Hrs/Week	Size:	1,584 Sq. Feet
Occ Factor:	16	Students/Hr	TOP Code:	190500
State Benchmark:	848	Student Hours/Wk	TOP Title:	Chemistry, General

Number of Students by Time and Day

Time	Mon	Tues	Wed	Thur	Fri	Sat	Week
0700	0	0	0	0	0	0	0
0730	0	0	0	0	0	0	0
0800	26	0	18	0	0	0	44
0830	26	0	18	0	0	0	44
0900	26	0	18	0	0	0	44
0930	26	0	18	0	0	0	44
1000	26	0	18	0	0	0	44
1030	26	0	18	0	0	0	44
1100	28	25	26	26	0	0	105
1130	28	25	26	26	0	0	105
1200	28	25	26	26	0	0	105
1230	28	25	26	26	0	0	105
1300	28	25	26	26	0	0	105
1330	28	25	26	26	0	0	105
1400	23	29	25	0	0	0	77
1430	23	29	25	0	0	0	77
1500	23	29	25	0	0	0	77
1530	23	29	25	0	0	0	77
1600	23	29	25	0	0	0	77
1630	23	29	25	0	0	0	77
1700	0	0	0	0	0	0	0
1730	0	0	0	0	0	0	0
1800	0	0	0	0	0	0	0
1830	0	0	0	0	0	0	0
1900	14	30	16	29	0	0	89
1930	14	30	16	29	0	0	89
2000	14	30	16	29	0	0	89
2030	14	30	16	29	0	0	89
2100	14	30	16	29	0	0	89
2130	14	30	16	29	0	0	89
Total Student Seat 1/2 Hours:	546	504	510	330	0	0	1,890
Total Student Seat Hours:	273	252	255	165	0	0	945
% Max Student Hrs:	81%	75%	76%	49%	0%	0%	56%
% State Benchmark:	161%	149%	150%	97%	0%	0%	111%

CRN	Course	Enroll	Dates	Days	BTime	ETime	Instructor	Hrs	Type
31288	CHEM V20L	18	1/11 5/18	W	0800	1050	Blake, Nicholas P.	3	WC
33000	CHEM V20L	26	1/11 5/18	M	0800	1050	Clark, Kristin K.	3	WC
32191	CHEM V20L	26	1/11 5/18	R	1100	1350	Selzler, James J.	3	WC
32154	CHEM V30L	26	1/11 5/18	W	1100	1350	Selzler, James J.	3	WC
31102	CHEM V20L	25	1/11 5/18	T	1100	1350	Selzler, James J.	3	WC
32149	CHEM V30L	28	1/11 5/18	M	1100	1350	Selzler, James J.	3	WC
32126	CHEM V20L	25	1/11 5/18	W	1400	1650	Clark, Kristin K.	3	WC
32153	CHEM V30L	29	1/11 5/18	T	1400	1650	Flesher, Robert J.	3	WC
30878	CHEM V20L	23	1/11 5/18	M	1400	1650	Clark, Kristin K.	3	WC
32161	CHEM V30L	29	1/11 5/18	R	1900	2150	Wright, Carl	3	WC
37767	CHEM V20L	16	1/11 5/18	W	1900	2150	Fickel, Theodore	3	WC
32160	CHEM V30L	30	1/11 5/18	T	1900	2150	Wright, Carl	3	WC
32197	CHEM V20L	14	1/11 5/18	M	1900	2150	Fickel, Theodore	3	WC

Utilization % Color Codes:	Red < 25%	Blue < 50%	Green < 90%	Gold >= 90%
Capacity:	24	Students (Banner)	Description:	Sciences and Mathematics
Stations:	28	Students (Fusion)	Division:	
Max Student Hrs:	1,680	Capacity * 70 Hrs/Wk	Room Use:	210 Class Lab
Use Factor:	53	Hrs/Week	Size:	1,584 Sq. Feet
Occ Factor:	16	Students/Hr	TOP Code:	190500
State Benchmark:	848	Student Hours/Wk	TOP Title:	Chemistry, General

Number of Students by Time and Day

Time	Mon	Tues	Wed	Thur	Fri	Sat	Week
0700	0	0	0	0	0	0	0
0730	0	0	0	0	0	0	0
0800	0	16	0	16	0	0	32
0830	0	16	0	16	0	0	32
0900	0	16	0	16	0	0	32
0930	0	16	0	16	0	0	32
1000	0	16	0	16	0	0	32
1030	0	16	0	16	0	0	32
1100	22	0	22	0	0	0	44
1130	22	0	22	0	0	0	44
1200	22	0	22	0	0	0	44
1230	22	0	22	0	0	0	44
1300	22	0	22	0	0	0	44
1330	22	0	22	0	0	0	44
1400	0	27	0	27	0	0	54
1430	0	27	0	27	0	0	54
1500	0	27	0	27	0	0	54
1530	0	27	0	27	0	0	54
1600	0	27	0	27	0	0	54
1630	0	27	0	27	0	0	54
1700	0	0	0	0	0	0	0
1730	0	0	0	0	0	0	0
1800	0	0	0	0	0	0	0
1830	0	0	0	0	0	0	0
1900	0	0	0	0	0	0	0
1930	0	0	0	0	0	0	0
2000	0	0	0	0	0	0	0
2030	0	0	0	0	0	0	0
2100	0	0	0	0	0	0	0
2130	0	0	0	0	0	0	0
Total Student Seat 1/2 Hours:	132	258	132	258	0	0	780
Total Student Seat Hours:	66	129	66	129	0	0	390
% Max Student Hrs:	20%	38%	20%	38%	0%	0%	23%
% State Benchmark:	39%	76%	39%	76%	0%	0%	46%

CRN	Course	Enroll	Dates	Days	BTime	ETime	Instructor	Hrs	Type
31920	CHEM V12B	16	1/11 5/18	T R	0800	1050	Hagerman, Michelle C.	6	WC
30485	CHEM V12B	22	1/11 5/18	M W	1100	1350	Hagerman, Michelle C.	6	WC
30254	CHEM V21L	27	1/11 5/18	T R	1400	1650	Clark, Kristin K.	6	WC

Utilization % Color Codes:	Red < 25%	Blue < 50%	Green < 90%	Gold >= 90%
Capacity:	24	Students (Banner)	Description:	Sciences and Mathematics
Stations:		Students (Fusion)	Division:	
Max Student Hrs:	1,680	Capacity * 70 Hrs/Wk	Room Use:	215 Class Lab Service
Use Factor:	53	Hrs/Week	Size:	135 Sq. Feet
Occ Factor:	16	Students/Hr	TOP Code:	190500
State Benchmark:	848	Student Hours/Wk	TOP Title:	Chemistry, General

Number of Students by Time and Day

Time	Mon	Tues	Wed	Thur	Fri	Sat	Week
0700	0	0	0	0	0	0	0
0730	0	0	0	0	0	0	0
0800	28	0	28	0	0	0	56
0830	28	0	28	0	0	0	56
0900	28	0	28	0	0	0	56
0930	28	22	28	22	0	0	100
1000	28	22	28	22	0	0	100
1030	28	22	28	22	0	0	100
1100	0	22	0	22	0	0	44
1130	0	22	0	22	0	0	44
1200	0	22	0	22	0	0	44
1230	0	0	0	0	0	0	0
1300	0	0	0	0	0	0	0
1330	0	0	0	0	0	0	0
1400	19	24	19	24	0	0	86
1430	19	24	19	24	0	0	86
1500	19	24	19	24	0	0	86
1530	19	24	19	24	0	0	86
1600	19	24	19	24	0	0	86
1630	19	24	19	24	0	0	86
1700	0	0	0	0	0	0	0
1730	0	0	0	0	0	0	0
1800	0	0	0	0	0	0	0
1830	0	0	0	0	0	0	0
1900	29	27	29	27	0	0	112
1930	29	27	29	27	0	0	112
2000	29	27	29	27	0	0	112
2030	29	27	29	27	0	0	112
2100	29	27	29	27	0	0	112
2130	29	27	29	27	0	0	112
Total Student Seat 1/2 Hours:	456	438	456	438	0	0	1,788
Total Student Seat Hours:	228	219	228	219	0	0	894
% Max Student Hrs:	68%	65%	68%	65%	0%	0%	53%
% State Benchmark:	134%	129%	134%	129%	0%	0%	105%

CRN	Course	Enroll	Dates	Days	BTime	ETime	Instructor	Hrs	Type
31792	CHEM V01	28	1/11 5/18	M W	0800	1050	Rose-Seisa, Malia L.	6	WC
31578	CHEM V01B	22	1/11 5/18	T R	0930	1220	Kobayashi, Joy M.	6	WC
39410	CHEM V01B	24	1/11 5/18	T R	1400	1650	Kobayashi, Joy M.	6	WC
32953	CHEM V01B	19	1/11 5/18	M W	1400	1650	Kobayashi, Joy M.	6	WC
32595	CHEM V01	27	1/11 5/18	T R	1900	2150	Flesher, Robert J.	6	WC
31880	CHEM V01B	29	1/11 5/18	M W	1900	2150	Blake, Nicholas P.	6	WC

Utilization % Color Codes:	Red < 25%	Blue < 50%	Green < 90%	Gold >= 90%
Capacity:	48	Students (Banner)	Description:	Sciences and Mathematics
Stations:	50	Students (Fusion)	Division:	
Max Student Hrs:	3,360	Capacity * 70 Hrs/Wk	Room Use:	110 Classroom
Use Factor:	53	Hrs/Week	Size:	936 Sq. Feet
Occ Factor:	32	Students/Hr	TOP Code:	009900
State Benchmark:	1,696	Student Hours/Wk	TOP Title:	General Assignment

Number of Students by Time and Day

Time	Mon	Tues	Wed	Thur	Fri	Sat	Week
0700	0	0	0	0	0	0	0
0730	0	0	0	0	0	0	0
0800	0	0	0	0	0	0	0
0830	0	0	0	0	0	0	0
0900	0	0	0	0	0	0	0
0930	0	20	0	20	0	0	40
1000	0	20	0	20	0	0	40
1030	0	20	0	20	0	0	40
1100	41	0	41	0	0	0	82
1130	41	0	41	0	0	0	82
1200	41	0	41	0	0	0	82
1230	41	33	41	33	0	0	148
1300	41	33	41	33	0	0	148
1330	0	33	0	33	0	0	66
1400	43	0	43	0	0	0	86
1430	43	0	43	0	0	0	86
1500	43	0	43	0	0	0	86
1530	0	0	0	0	0	0	0
1600	0	0	0	0	0	0	0
1630	0	0	0	0	0	0	0
1700	0	0	0	0	0	0	0
1730	52	53	52	53	0	0	210
1800	52	53	52	53	0	0	210
1830	52	53	52	53	0	0	210
1900	0	0	0	0	0	0	0
1930	0	0	0	0	0	0	0
2000	0	0	0	0	0	0	0
2030	0	0	0	0	0	0	0
2100	0	0	0	0	0	0	0
2130	0	0	0	0	0	0	0
Total Student Seat 1/2 Hours:	490	318	490	318	0	0	1,616
Total Student Seat Hours:	245	159	245	159	0	0	808
% Max Student Hrs:	36%	24%	36%	24%	0%	0%	24%
% State Benchmark:	72%	47%	72%	47%	0%	0%	48%

CRN	Course	Enroll	Dates	Days	BTime	ETime	Instructor	Hrs	Type
30527	HIST V03B	20	1/11 5/18	T R	0930	1045	Washington, Ola V.	3	WC
31655	MATH V01	41	1/11 5/18	M W	1100	1315	Reynolds, John P.	5	WC
32199	CHEM V21	33	1/11 5/18	T R	1230	1345	Clark, Kristin K.	3	WC
31917	CHEM V12B	43	1/11 5/18	M W	1400	1515	Hagerman, Michelle C.	3	WC
32587	CHEM V01	53	1/11 5/18	T R	1730	1845	Flesher, Robert J.	3	WC
39702	CHEM V01B	52	1/11 5/18	M W	1730	1845	Blake, Nicholas P.	3	WC

Utilization % Color Codes:	Red < 25%	Blue < 50%	Green < 90%	Gold >= 90%
Capacity:	82	Students (Banner)	Description:	Sciences and Mathematics
Stations:	80	Students (Fusion)	Division:	
Max Student Hrs:	5,740	Capacity * 70 Hrs/Wk	Room Use:	110 Classroom
Use Factor:	53	Hrs/Week	Size:	1,272 Sq. Feet
Occ Factor:	55	Students/Hr	TOP Code:	009900
State Benchmark:	2,897	Student Hours/Wk	TOP Title:	General Assignment

Number of Students by Time and Day

Time	Mon	Tues	Wed	Thur	Fri	Sat	Week
0700	0	0	0	0	0	0	0
0730	0	0	0	0	0	0	0
0800	0	0	0	0	0	0	0
0830	0	0	0	0	0	0	0
0900	0	0	0	0	0	0	0
0930	83	83	83	83	0	0	332
1000	83	83	83	83	0	0	332
1030	0	0	0	0	0	0	0
1100	80	85	80	85	0	0	330
1130	80	85	80	85	0	0	330
1200	80	85	80	85	0	0	330
1230	55	63	55	63	0	0	236
1300	55	63	55	63	0	0	236
1330	55	63	55	63	0	0	236
1400	0	81	0	81	0	0	162
1430	0	81	0	81	0	0	162
1500	0	81	0	81	0	0	162
1530	0	81	0	81	0	0	162
1600	0	0	0	0	0	0	0
1630	0	0	0	0	0	0	0
1700	55	80	55	80	0	0	270
1730	55	80	55	80	0	0	270
1800	55	80	55	80	0	0	270
1830	55	80	55	80	0	0	270
1900	0	0	0	0	0	0	0
1930	0	0	0	0	0	0	0
2000	0	0	0	0	0	0	0
2030	0	0	0	0	0	0	0
2100	0	0	0	0	0	0	0
2130	0	0	0	0	0	0	0
Total Student Seat 1/2 Hours:	791	1,254	791	1,254	0	0	4,090
Total Student Seat Hours:	396	627	396	627	0	0	2,045
% Max Student Hrs:	34%	55%	34%	55%	0%	0%	36%
% State Benchmark:	68%	108%	68%	108%	0%	0%	71%

CRN	Course	Enroll	Dates	Days	BTime	ETime	Instructor	Hrs	Type
32146	CHEM V30	83	1/11 5/18	MTWR	0930	1020	Selzler, James J.	4	WC
31825	CHEM V01	85	1/11 5/18	T R	1100	1215	Hagerman, Michelle C.	3	WC
31821	CHEM V01	80	1/11 5/18	M W	1100	1215	Rose-Seisa, Malia L.	3	WC
31866	CHEM V01B	63	1/11 5/18	T R	1230	1345	Kobayashi, Joy M.	3	WC
30409	BIOL V01	55	1/11 5/18	M W	1230	1345	Carlson, Anna L.	3	WC
32195	CHEM V20	81	1/11 5/18	T R	1400	1550	Selzler, James J.	4	WC
32150	CHEM V30	80	1/11 5/18	T R	1700	1850	Wright, Carl	4	WC
31929	CHEM V20	55	1/11 5/18	M W	1700	1850	Brocker, Erin R.	4	WC

Utilization % Color Codes:	Red < 25%	Blue < 50%	Green < 90%	Gold >= 90%
Capacity:	24	Students (Banner)	Description:	Sciences and Mathematics
Stations:	42	Students (Fusion)	Division:	
Max Student Hrs:	1,680	Capacity * 70 Hrs/Wk	Room Use:	110 Classroom
Use Factor:	53	Hrs/Week	Size:	705 Sq. Feet
Occ Factor:	16	Students/Hr	TOP Code:	070100
State Benchmark:	848	Student Hours/Wk	TOP Title:	Information Technology, General

Number of Students by Time and Day

Time	Mon	Tues	Wed	Thur	Fri	Sat	Week
0700	0	0	0	0	0	0	0
0730	0	0	0	0	0	0	0
0800	37	44	37	44	0	0	162
0830	37	44	37	44	0	0	162
0900	37	44	37	44	0	0	162
0930	37	44	37	44	0	0	162
1000	37	44	37	44	0	0	162
1030	0	0	0	0	0	0	0
1100	0	37	0	37	0	0	74
1130	0	37	0	37	0	0	74
1200	0	0	0	0	0	0	0
1230	0	35	0	35	0	0	70
1300	0	35	0	35	0	0	70
1330	0	35	0	35	0	0	70
1400	36	35	36	35	0	0	142
1430	36	35	36	35	0	0	142
1500	36	0	36	0	0	0	72
1530	36	0	36	0	0	0	72
1600	36	0	36	0	0	0	72
1630	34	40	34	40	0	0	148
1700	34	40	34	40	0	0	148
1730	34	40	34	40	0	0	148
1800	34	40	34	40	0	0	148
1830	34	40	34	40	0	0	148
1900	41	34	41	34	0	0	150
1930	41	34	41	34	0	0	150
2000	41	34	41	34	0	0	150
2030	41	34	41	34	0	0	150
2100	41	34	41	34	0	0	150
2130	0	0	0	0	0	0	0
Total Student Seat 1/2 Hours:	740	839	740	839	0	0	3,158
Total Student Seat Hours:	370	420	370	420	0	0	1,579
% Max Student Hrs:	110%	125%	110%	125%	0%	0%	94%
% State Benchmark:	218%	247%	218%	247%	0%	0%	186%

CRN	Course	Enroll	Dates	Days	BTime	ETime	Instructor	Hrs	Type
32808	MATH V21	44	1/11 5/18	T R	0800	1015	Petitfils, Ryan L.	5	WC
32675	MATH V01	37	1/11 5/18	M W	0800	1015	Nguyen, Jarmila	5	WC
32670	MATH V01	37	1/11 5/18	T R	1100	1150	Frederick, Christopher A.	2	WC
32686	MATH V01	35	1/11 5/18	T R	1230	1445	Millea, Michelle T.	5	WC
32682	MATH V01	36	1/11 5/18	M W	1400	1615	Nguyen, Jarmila	5	WC
34308	MATH V01	40	1/11 5/18	T R	1630	1845	Bundy, Janine P.	5	WC
35406	MATH V01	34	1/11 5/18	M W	1630	1845	Craciun, Gheorghe	5	WC
32679	MATH V01	34	1/11 5/18	T R	1900	2115	Bundy, Janine P.	5	WC
30081	MATH V01	41	1/11 5/18	M W	1900	2115	Perry, Mickey J.	5	WC



Utilization % Color Codes:	Red < 25%	Blue < 50%	Green < 90%	Gold >= 90%
Capacity:	40	Students (Banner)	Description:	Sciences and Mathematics
Stations:	42	Students (Fusion)	Division:	
Max Student Hrs:	2,800	Capacity * 70 Hrs/Wk	Room Use:	110 Classroom
Use Factor:	53	Hrs/Week	Size:	705 Sq. Feet
Occ Factor:	27	Students/Hr	TOP Code:	170100
State Benchmark:	1,413	Student Hours/Wk	TOP Title:	Mathematics, General

Number of Students by Time and Day

Time	Mon	Tues	Wed	Thur	Fri	Sat	Week
0700	0	0	0	0	0	0	0
0730	0	0	0	0	0	0	0
0800	0	43	0	43	30	0	116
0830	0	43	0	43	30	0	116
0900	0	0	0	0	30	0	30
0930	0	39	0	39	30	0	108
1000	0	39	0	39	30	0	108
1030	0	0	0	0	30	0	30
1100	36	44	36	44	0	0	160
1130	36	44	36	44	0	0	160
1200	36	44	36	44	0	0	160
1230	36	44	36	44	0	0	160
1300	36	0	36	0	0	0	72
1330	0	0	0	0	0	0	0
1400	0	40	0	40	0	0	80
1430	0	40	0	40	0	0	80
1500	0	40	0	40	0	0	80
1530	0	40	0	40	0	0	80
1600	0	40	0	40	0	0	80
1630	37	0	37	0	0	0	74
1700	37	0	37	0	0	0	74
1730	37	0	37	0	0	0	74
1800	37	0	37	0	0	0	74
1830	37	0	37	0	0	0	74
1900	0	0	0	0	0	0	0
1930	0	0	0	0	0	0	0
2000	0	0	0	0	0	0	0
2030	0	0	0	0	0	0	0
2100	0	0	0	0	0	0	0
2130	0	0	0	0	0	0	0
Total Student Seat 1/2 Hours:	365	540	365	540	180	0	1,990
Total Student Seat Hours:	183	270	183	270	90	0	995
% Max Student Hrs:	33%	48%	33%	48%	16%	0%	36%
% State Benchmark:	65%	96%	65%	96%	32%	0%	70%

CRN	Course	Enroll	Dates	Days	BTime	ETime	Instructor	Hrs	Type
32788	MATH V10	30	1/11 5/18	F	0800	1050	Vasavda, Ghanshyam K.	3	WC
32702	MATH V03	43	1/11 5/18	T R	0800	0850	Bennett, Jack R.	2	WC
32269	MATH V01	39	1/11 5/18	T R	0930	1020	Frederick, Christopher A.	2	WC
32856	MATH V44	44	1/11 5/18	T R	1100	1250	Friedman, Sasha G.	4	WC
30128	MATH V03	36	1/11 5/18	M W	1100	1315	Wilde, Karen	5	WC
32709	MATH V03	40	1/11 5/18	T R	1400	1615	Friedman, Sasha G.	5	WC
30923	MATH V03	37	1/11 5/18	M W	1630	1845	Yi, Peter	5	WC

Utilization % Color Codes:	Red < 25%	Blue < 50%	Green < 90%	Gold >= 90%
Capacity:	40	Students (Banner)	Description:	Sciences and Mathematics
Stations:	25	Students (Fusion)	Division:	
Max Student Hrs:	2,800	Capacity * 70 Hrs/Wk	Room Use:	210 Class Lab
Use Factor:	53	Hrs/Week	Size:	705 Sq. Feet
Occ Factor:	27	Students/Hr	TOP Code:	070100
State Benchmark:	1,413	Student Hours/Wk	TOP Title:	Information Technology, General

Number of Students by Time and Day

Time	Mon	Tues	Wed	Thur	Fri	Sat	Week
0700	0	0	0	0	0	0	0
0730	0	0	0	0	0	0	0
0800	66	66	66	66	0	0	264
0830	66	66	66	66	0	0	264
0900	66	66	66	66	0	0	264
0930	66	66	66	66	0	0	264
1000	66	66	66	66	0	0	264
1030	0	0	0	0	0	0	0
1100	33	0	33	0	0	0	66
1130	33	0	33	0	0	0	66
1200	0	0	0	0	0	0	0
1230	0	32	0	32	0	0	64
1300	0	32	0	32	0	0	64
1330	0	0	0	0	0	0	0
1400	0	21	0	21	0	0	42
1430	0	21	0	21	0	0	42
1500	0	0	0	0	0	0	0
1530	34	0	34	0	0	0	68
1600	34	0	34	0	0	0	68
1630	34	36	34	36	0	0	140
1700	0	36	0	36	0	0	72
1730	43	36	43	36	0	0	158
1800	43	36	43	36	0	0	158
1830	43	36	43	36	0	0	158
1900	25	40	25	40	0	0	130
1930	25	40	25	40	0	0	130
2000	25	40	25	40	0	0	130
2030	25	40	25	40	0	0	130
2100	25	0	25	0	0	0	50
2130	0	0	0	0	0	0	0
Total Student Seat 1/2 Hours:	752	776	752	776	0	0	3,056
Total Student Seat Hours:	376	388	376	388	0	0	1,528
% Max Student Hrs:	67%	69%	67%	69%	0%	0%	55%
% State Benchmark:	133%	137%	133%	137%	0%	0%	108%

CRN	Course	Enroll	Dates	Days	BTime	ETime	Instructor	Hrs	Type	
30571	MATH V03	30	3/10	5/11	MTWR	0800	1015	Anderson, Lisa W.	10	DC
31471	MATH V01	36	1/11	3/9	MTWR	0800	1015	Anderson, Lisa W.	10	DC
36075	MATH V03	33	1/11	5/18	M W	1100	1150	Stowers, Dorothy L.	2	WC
30091	MATH V03	32	1/11	5/18	T R	1230	1320	Stowers, Dorothy L.	2	WC
30528	MATH V03	21	1/11	5/18	T R	1400	1450	Stowers, Dorothy L.	2	WC
32792	MATH V10	34	1/11	5/18	M W	1530	1645	Lin, Feng	3	WC
32710	MATH V03	36	1/11	5/18	T R	1630	1845	Yi, Peter	5	WC
32744	MATH V05	43	1/11	5/18	M W	1730	1845	Perry, Mickey J.	3	WC
30511	MATH V04	40	1/11	5/18	T R	1900	2050	Anderson, Lisa W.	4	WC
32806	MATH V20	25	1/11	5/18	M W	1900	2115	Tivy, Anna N.	5	WC

Utilization % Color Codes:	Red < 25%	Blue < 50%	Green < 90%	Gold >= 90%
Capacity:	24	Students (Banner)	Description:	Sciences and Mathematics
Stations:	24	Students (Fusion)	Division:	
Max Student Hrs:	1,680	Capacity * 70 Hrs/Wk	Room Use:	210 Class Lab
Use Factor:	53	Hrs/Week	Size:	1,281 Sq. Feet
Occ Factor:	16	Students/Hr	TOP Code:	040100
State Benchmark:	848	Student Hours/Wk	TOP Title:	Biology, General

Number of Students by Time and Day

Time	Mon	Tues	Wed	Thur	Fri	Sat	Week
0700	0	0	0	0	0	0	0
0730	0	0	0	0	0	0	0
0800	0	0	0	0	0	0	0
0830	0	0	0	0	0	0	0
0900	0	0	0	0	0	0	0
0930	0	0	0	0	0	0	0
1000	0	0	0	0	0	0	0
1030	0	0	0	0	0	0	0
1100	0	0	0	0	0	0	0
1130	0	0	0	0	0	0	0
1200	0	0	0	0	0	0	0
1230	0	0	0	0	0	0	0
1300	0	0	0	0	0	0	0
1330	0	0	0	0	0	0	0
1400	0	0	0	0	0	0	0
1430	0	0	0	0	0	0	0
1500	0	0	0	0	0	0	0
1530	0	0	0	0	0	0	0
1600	0	0	0	0	0	0	0
1630	0	0	0	0	0	0	0
1700	0	0	0	0	0	0	0
1730	0	0	0	0	0	0	0
1800	0	0	0	0	0	0	0
1830	0	0	0	0	0	0	0
1900	0	0	0	0	0	0	0
1930	0	0	0	0	0	0	0
2000	0	0	0	0	0	0	0
2030	0	0	0	0	0	0	0
2100	0	0	0	0	0	0	0
2130	0	0	0	0	0	0	0
Total Student Seat 1/2 Hours:	0	0	0	0	0	0	0
Total Student Seat Hours:	0	0	0	0	0	0	0
% Max Student Hrs:	0%	0%	0%	0%	0%	0%	0%
% State Benchmark:	0%	0%	0%	0%	0%	0%	0%

Utilization % Color Codes:	Red < 25%	Blue < 50%	Green < 90%	Gold >= 90%
Capacity:	82	Students (Banner)	Description:	Sciences and Mathematics
Stations:	81	Students (Fusion)	Division:	
Max Student Hrs:	5,740	Capacity * 70 Hrs/Wk	Room Use:	110 Classroom
Use Factor:	53	Hrs/Week	Size:	1,235 Sq. Feet
Occ Factor:	55	Students/Hr	TOP Code:	040100
State Benchmark:	2,897	Student Hours/Wk	TOP Title:	Biology, General

Number of Students by Time and Day

Time	Mon	Tues	Wed	Thur	Fri	Sat	Week
0700	0	0	0	0	0	0	0
0730	0	0	0	0	0	0	0
0800	0	53	0	53	0	0	106
0830	0	53	0	53	0	0	106
0900	0	53	0	53	0	0	106
0930	0	56	0	56	0	0	112
1000	0	56	0	56	0	0	112
1030	0	56	0	56	0	0	112
1100	46	41	46	41	0	0	174
1130	46	41	46	41	0	0	174
1200	46	41	46	41	0	0	174
1230	57	46	57	46	0	0	206
1300	57	46	57	46	0	0	206
1330	57	46	57	46	0	0	206
1400	52	50	52	50	0	0	204
1430	52	50	52	50	0	0	204
1500	52	50	52	50	0	0	204
1530	0	0	0	0	0	0	0
1600	0	0	0	0	0	0	0
1630	0	0	0	0	0	0	0
1700	0	0	0	0	0	0	0
1730	45	52	45	52	0	0	194
1800	45	52	45	52	0	0	194
1830	45	52	45	52	0	0	194
1900	43	0	0	0	0	0	43
1930	43	0	0	0	0	0	43
2000	43	0	0	0	0	0	43
2030	43	0	0	0	0	0	43
2100	43	0	0	0	0	0	43
2130	43	0	0	0	0	0	43
Total Student Seat 1/2 Hours:	858	894	600	894	0	0	3,246
Total Student Seat Hours:	429	447	300	447	0	0	1,623
% Max Student Hrs:	37%	39%	26%	39%	0%	0%	28%
% State Benchmark:	74%	77%	52%	77%	0%	0%	56%

CRN	Course	Enroll	Dates	Days	BTime	ETime	Instructor	Hrs	Type
32521	BIOL V01	53	1/11 5/18	T R	0800	0915	Etter, Marisabel O.	3	WC
31641	BIOL V01	56	1/11 5/18	T R	0930	1045	Gardner, Stephanie A.	3	WC
32796	MATH V10	41	1/11 5/18	T R	1100	1215	Bretz, Louise C.	3	WC
30492	ANAT V01	26	1/11 5/18	M W	1100	1215	Clark, Daniel D.	3	WC
30488	ANAT V01	20	1/11 5/18	M W	1100	1215	Clark, Daniel D.	3	WC
31419	BIOL V29	46	1/11 5/18	T R	1230	1345	Marsh, Jennifer A.	3	WC
30917	BIOL V04	28	1/11 5/18	M W	1230	1345	De Jesus, Marta	3	WC
36670	BIOL V04	29	1/11 5/18	M W	1230	1345	De Jesus, Marta	3	WC
32499	BIOL V01	50	1/11 5/18	T R	1400	1515	Migler, Regina A.	3	WC
32204	BIOL V01	52	1/11 5/18	M W	1400	1515	Carlson, Anna L.	3	WC
31505	MICR V01	25	1/11 5/18	T R	1730	1845	Bellenson, Eden Y.	3	WC
31047	MICR V01	27	1/11 5/18	T R	1730	1845	Bellenson, Eden Y.	3	WC
31008	ANAT V01	26	1/11 5/18	M W	1730	1845	Johnson, Keith A.	3	WC
30490	ANAT V01	19	1/11 5/18	M W	1730	1845	Johnson, Keith A.	3	WC
32956	AST V01	43	1/11 5/18	M	1900	2150	Barber, William C.	3	WC

Utilization % Color Codes:	Red < 25%	Blue < 50%	Green < 90%	Gold >= 90%
Capacity:	24	Students (Banner)	Description:	Sciences and Mathematics
Stations:	24	Students (Fusion)	Division:	
Max Student Hrs:	1,680	Capacity * 70 Hrs/Wk	Room Use:	210 Class Lab
Use Factor:	53	Hrs/Week	Size:	1,296 Sq. Feet
Occ Factor:	16	Students/Hr	TOP Code:	040100
State Benchmark:	848	Student Hours/Wk	TOP Title:	Biology, General

Number of Students by Time and Day

Time	Mon	Tues	Wed	Thur	Fri	Sat	Week
0700	0	0	0	0	0	0	0
0730	0	0	0	0	0	0	0
0800	0	0	0	0	15	0	15
0830	0	0	0	0	15	0	15
0900	0	0	0	0	15	0	15
0930	0	17	0	0	15	0	32
1000	0	17	0	0	15	0	32
1030	0	17	0	0	15	0	32
1100	0	17	0	0	15	0	32
1130	0	17	0	0	15	0	32
1200	0	17	0	0	15	0	32
1230	0	0	0	0	15	0	15
1300	0	0	0	0	15	0	15
1330	0	0	0	0	15	0	15
1400	0	0	0	0	0	0	0
1430	0	0	0	0	0	0	0
1500	0	0	0	0	0	0	0
1530	0	0	0	0	0	0	0
1600	0	0	0	0	0	0	0
1630	0	0	0	0	0	0	0
1700	0	0	0	0	0	0	0
1730	0	0	0	0	0	0	0
1800	0	12	0	0	0	0	12
1830	0	12	0	0	0	0	12
1900	0	12	0	0	0	0	12
1930	0	0	0	0	0	0	0
2000	0	0	0	0	0	0	0
2030	0	0	0	0	0	0	0
2100	0	0	0	0	0	0	0
2130	0	0	0	0	0	0	0
Total Student Seat 1/2 Hours:	0	138	0	0	180	0	318
Total Student Seat Hours:	0	69	0	0	90	0	159
% Max Student Hrs:	0%	21%	0%	0%	27%	0%	9%
% State Benchmark:	0%	41%	0%	0%	53%	0%	19%

CRN	Course	Enroll	Dates	Days	BTime	ETime	Instructor	Hrs	Type
31198	BIOL V14	15	1/11 5/18	F	0800	1350	Algiers, Kamelia	6	WC
32722	BIOL V29L	17	1/11 5/18	T	0930	1220	Marsh, Jennifer A.	3	WC
32261	BIOT V31	11	2/9 5/10	T	1800	1915	Clark, Daniel D.	2	PA
31412	BIOL V31	1	2/9 5/10	T	1800	1915	Clark, Daniel D.	2	PA

Utilization % Color Codes:	Red < 25%	Blue < 50%	Green < 90%	Gold >= 90%
Capacity:	24	Students (Banner)	Description:	Sciences and Mathematics
Stations:	24	Students (Fusion)	Division:	
Max Student Hrs:	1,680	Capacity * 70 Hrs/Wk	Room Use:	210 Class Lab
Use Factor:	53	Hrs/Week	Size:	1,248 Sq. Feet
Occ Factor:	16	Students/Hr	TOP Code:	040100
State Benchmark:	848	Student Hours/Wk	TOP Title:	Biology, General

Number of Students by Time and Day

Time	Mon	Tues	Wed	Thur	Fri	Sat	Week
0700	0	0	0	0	0	0	0
0730	0	0	0	0	0	0	0
0800	0	0	0	0	0	0	0
0830	0	0	0	0	0	0	0
0900	0	0	0	0	0	0	0
0930	0	0	0	0	0	0	0
1000	0	0	0	0	0	0	0
1030	0	0	0	0	0	0	0
1100	0	0	0	0	0	0	0
1130	0	0	0	0	0	0	0
1200	0	0	0	0	0	0	0
1230	0	0	0	0	0	0	0
1300	0	0	0	0	0	0	0
1330	0	0	0	0	0	0	0
1400	0	0	0	0	0	0	0
1430	0	0	0	0	0	0	0
1500	0	0	0	0	0	0	0
1530	0	0	0	0	0	0	0
1600	0	0	0	0	0	0	0
1630	0	0	0	0	0	0	0
1700	0	0	0	0	0	0	0
1730	0	0	0	0	0	0	0
1800	0	0	0	0	0	0	0
1830	0	0	0	0	0	0	0
1900	0	0	0	0	0	0	0
1930	0	0	0	0	0	0	0
2000	0	0	0	0	0	0	0
2030	0	0	0	0	0	0	0
2100	0	0	0	0	0	0	0
2130	0	0	0	0	0	0	0
Total Student Seat 1/2 Hours:	0	0	0	0	0	0	0
Total Student Seat Hours:	0	0	0	0	0	0	0
% Max Student Hrs:	0%	0%	0%	0%	0%	0%	0%
% State Benchmark:	0%	0%	0%	0%	0%	0%	0%

Utilization % Color Codes:	Red < 25%	Blue < 50%	Green < 90%	Gold >= 90%
Capacity:	40	Students (Banner)	Description:	Sciences and Mathematics
Stations:	40	Students (Fusion)	Division:	
Max Student Hrs:	2,800	Capacity * 70 Hrs/Wk	Room Use:	110 Classroom
Use Factor:	53	Hrs/Week	Size:	705 Sq. Feet
Occ Factor:	27	Students/Hr	TOP Code:	170100
State Benchmark:	1,413	Student Hours/Wk	TOP Title:	Mathematics, General

Number of Students by Time and Day

Time	Mon	Tues	Wed	Thur	Fri	Sat	Week
0700	0	0	0	0	0	0	0
0730	0	0	0	0	0	0	0
0800	0	0	0	0	0	0	0
0830	0	0	0	0	0	0	0
0900	0	0	0	0	0	0	0
0930	0	36	0	36	0	0	72
1000	0	36	0	36	0	0	72
1030	0	0	0	0	0	0	0
1100	40	41	40	41	0	0	162
1130	40	41	40	41	0	0	162
1200	40	41	40	41	0	0	162
1230	40	41	40	41	0	0	162
1300	0	0	0	0	0	0	0
1330	0	0	0	0	0	0	0
1400	0	37	0	37	0	0	74
1430	0	37	0	37	0	0	74
1500	0	0	0	0	0	0	0
1530	29	0	29	0	0	0	58
1600	29	0	29	0	0	0	58
1630	29	0	29	0	0	0	58
1700	24	0	24	0	0	0	48
1730	24	0	24	0	0	0	48
1800	24	0	24	0	0	0	48
1830	24	0	24	0	0	0	48
1900	33	0	33	0	0	0	66
1930	33	0	33	0	0	0	66
2000	33	0	33	0	0	0	66
2030	33	0	33	0	0	0	66
2100	33	0	33	0	0	0	66
2130	0	0	0	0	0	0	0
Total Student Seat 1/2 Hours:	508	310	508	310	0	0	1,636
Total Student Seat Hours:	254	155	254	155	0	0	818
% Max Student Hrs:	45%	28%	45%	28%	0%	0%	29%
% State Benchmark:	90%	55%	90%	55%	0%	0%	58%

CRN	Course	Enroll	Dates	Days	BTime	ETime	Instructor	Hrs	Type
32714	MATH V03	36	1/11	5/18	T R	0930	1020	Wilde, Karen	2 WC
30132	MATH V04	41	1/11	5/18	T R	1100	1250	Vrtis, Robert J.	4 WC
32731	MATH V04	40	1/11	5/18	M W	1100	1250	Beard, Michelle A.	4 WC
32803	MATH V20	37	1/11	5/18	T R	1400	1450	Bennett, Jack R.	2 WC
32850	MATH V40	29	1/11	5/18	M W	1530	1645	Petitfils, Ryan L.	3 WC
30733	MATH V46	24	1/11	5/18	M W	1700	1850	Gayle, Richard C.	4 WC
32815	MATH V21	33	1/11	5/18	M W	1900	2115	McCain, Michael T.	5 WC

Utilization % Color Codes:	Red < 25%	Blue < 50%	Green < 90%	Gold >= 90%
Capacity:	40	Students (Banner)	Description:	Sciences and Mathematics
Stations:	40	Students (Fusion)	Division:	
Max Student Hrs:	2,800	Capacity * 70 Hrs/Wk	Room Use:	110 Classroom
Use Factor:	53	Hrs/Week	Size:	705 Sq. Feet
Occ Factor:	27	Students/Hr	TOP Code:	170100
State Benchmark:	1,413	Student Hours/Wk	TOP Title:	Mathematics, General

Number of Students by Time and Day

Time	Mon	Tues	Wed	Thur	Fri	Sat	Week
0700	0	0	0	0	0	0	0
0730	0	0	0	0	0	0	0
0800	42	33	42	33	0	0	150
0830	42	33	42	33	0	0	150
0900	42	33	42	33	0	0	150
0930	42	38	42	38	0	0	160
1000	42	38	42	38	0	0	160
1030	0	38	0	38	0	0	76
1100	0	38	0	38	0	0	76
1130	0	38	0	38	0	0	76
1200	0	0	0	0	0	0	0
1230	41	38	41	38	0	0	158
1300	41	38	41	38	0	0	158
1330	41	38	41	38	0	0	158
1400	41	38	41	38	0	0	158
1430	0	38	0	38	0	0	76
1500	0	0	0	0	0	0	0
1530	33	32	33	32	0	0	130
1600	33	32	33	32	0	0	130
1630	33	32	33	32	0	0	130
1700	33	32	33	32	0	0	130
1730	0	0	0	0	0	0	0
1800	0	0	0	0	0	0	0
1830	0	0	0	0	0	0	0
1900	41	0	41	0	0	0	82
1930	41	0	41	0	0	0	82
2000	41	0	41	0	0	0	82
2030	41	0	41	0	0	0	82
2100	41	0	41	0	0	0	82
2130	0	0	0	0	0	0	0
Total Student Seat 1/2 Hours:	711	607	711	607	0	0	2,636
Total Student Seat Hours:	356	304	356	304	0	0	1,318
% Max Student Hrs:	63%	54%	63%	54%	0%	0%	47%
% State Benchmark:	126%	107%	126%	107%	0%	0%	93%

CRN	Course	Enroll	Dates	Days	BTime	ETime	Instructor	Hrs	Type	
32793	MATH V10	33	1/11	5/18	T R	0800	0915	Simhan, Shubhangi V.	3	WC
32827	MATH V21	42	1/11	5/18	M W	0800	1015	Politowski, John E.	5	WC
32326	MATH V03	38	1/11	5/18	T R	0930	1145	Beatty, Donna L.	5	WC
31104	MATH V21	38	1/11	5/18	T R	1230	1445	McCain, Michael T.	5	WC
32737	MATH V04	41	1/11	5/18	M W	1230	1420	Frederick, Christopher A.	4	WC
32853	MATH V44	32	1/11	5/18	T R	1530	1720	Diebolt, David W.	4	WC
32859	MATH V44	33	1/11	5/18	M W	1530	1720	Diebolt, David W.	4	WC
32712	MATH V03	41	1/11	5/18	M W	1900	2115	Wilde, Karen	5	WC



Utilization % Color Codes:	Red < 25%	Blue < 50%	Green < 90%	Gold >= 90%
Capacity:	40	Students (Banner)	Description:	Sciences and Mathematics
Stations:	40	Students (Fusion)	Division:	
Max Student Hrs:	2,800	Capacity * 70 Hrs/Wk	Room Use:	110 Classroom
Use Factor:	53	Hrs/Week	Size:	705 Sq. Feet
Occ Factor:	27	Students/Hr	TOP Code:	170100
State Benchmark:	1,413	Student Hours/Wk	TOP Title:	Mathematics, General

Number of Students by Time and Day

Time	Mon	Tues	Wed	Thur	Fri	Sat	Week
0700	0	0	0	0	0	0	0
0730	0	0	0	0	0	0	0
0800	39	42	39	42	0	0	162
0830	39	42	39	42	0	0	162
0900	39	42	39	42	0	0	162
0930	39	42	39	42	0	0	162
1000	0	42	0	42	0	0	84
1030	0	0	0	0	0	0	0
1100	0	43	0	43	0	0	86
1130	0	43	0	43	0	0	86
1200	0	0	0	0	0	0	0
1230	0	42	0	42	0	0	84
1300	0	42	0	42	0	0	84
1330	0	42	0	42	0	0	84
1400	0	35	0	35	0	0	70
1430	0	35	0	35	0	0	70
1500	0	35	0	35	0	0	70
1530	0	35	0	35	0	0	70
1600	0	0	0	0	0	0	0
1630	0	0	0	0	0	0	0
1700	0	0	0	0	0	0	0
1730	0	40	0	40	0	0	80
1800	0	40	0	40	0	0	80
1830	0	40	0	40	0	0	80
1900	35	0	35	0	0	0	70
1930	35	0	35	0	0	0	70
2000	35	0	35	0	0	0	70
2030	35	0	35	0	0	0	70
2100	0	0	0	0	0	0	0
2130	0	0	0	0	0	0	0
Total Student Seat 1/2 Hours:	296	682	296	682	0	0	1,956
Total Student Seat Hours:	148	341	148	341	0	0	978
% Max Student Hrs:	26%	61%	26%	61%	0%	0%	35%
% State Benchmark:	52%	121%	52%	121%	0%	0%	69%

CRN	Course	Enroll	Dates	Days	BTime	ETime	Instructor	Hrs	Type
32801	MATH V20	42	1/11 5/18	T R	0800	1015	McDonough, James M.	5	WC
30130	MATH V04	39	1/11 5/18	M W	0800	0950	Yi, Peter	4	WC
30355	MATH V21	43	1/11 5/18	T R	1100	1150	Anderson, Lisa W.	2	WC
32727	MATH V12	42	1/11 5/18	T R	1230	1345	Porter, Matthew J.	3	WC
30944	MATH V44	35	1/11 5/18	T R	1400	1550	Scott, Alan	4	WC
32734	MATH V12	40	1/11 5/18	T R	1730	1845	McDonough, James M.	3	WC
32733	MATH V04	35	1/11 5/18	M W	1900	2050	O'Neill, Earl R.	4	WC

Utilization % Color Codes:	Red < 25%	Blue < 50%	Green < 90%	Gold >= 90%
Capacity:	40	Students (Banner)	Description:	Sciences and Mathematics
Stations:	40	Students (Fusion)	Division:	
Max Student Hrs:	2,800	Capacity * 70 Hrs/Wk	Room Use:	110 Classroom
Use Factor:	53	Hrs/Week	Size:	705 Sq. Feet
Occ Factor:	27	Students/Hr	TOP Code:	170100
State Benchmark:	1,413	Student Hours/Wk	TOP Title:	Mathematics, General

Number of Students by Time and Day

Time	Mon	Tues	Wed	Thur	Fri	Sat	Week
0700	0	0	0	0	0	0	0
0730	0	0	0	0	0	0	0
0800	41	38	41	38	0	0	158
0830	41	38	41	38	0	0	158
0900	41	38	41	38	0	0	158
0930	41	38	41	38	0	0	158
1000	41	38	41	38	0	0	158
1030	0	0	0	0	0	0	0
1100	37	21	37	21	0	0	116
1130	37	21	37	21	0	0	116
1200	37	21	37	21	0	0	116
1230	43	33	43	33	0	0	152
1300	43	33	43	33	0	0	152
1330	43	33	43	33	0	0	152
1400	43	39	43	39	0	0	164
1430	43	39	43	39	0	0	164
1500	0	39	0	39	0	0	78
1530	39	39	39	39	0	0	156
1600	39	0	39	0	0	0	78
1630	39	33	39	33	0	0	144
1700	39	33	39	33	0	0	144
1730	39	33	39	33	0	0	144
1800	0	33	0	33	0	0	66
1830	0	33	0	33	0	0	66
1900	0	0	0	0	0	0	0
1930	0	0	0	0	0	0	0
2000	0	0	0	0	0	0	0
2030	0	0	0	0	0	0	0
2100	0	0	0	0	0	0	0
2130	0	0	0	0	0	0	0
Total Student Seat 1/2 Hours:	726	673	726	673	0	0	2,798
Total Student Seat Hours:	363	337	363	337	0	0	1,399
% Max Student Hrs:	65%	60%	65%	60%	0%	0%	50%
% State Benchmark:	128%	119%	128%	119%	0%	0%	99%

CRN	Course	Enroll	Dates	Days	BTime	ETime	Instructor	Hrs	Type
30848	MATH V03	38	1/11 5/18	T R	0800	1015	Sha, Saliha L.	5	WC
38654	MATH V03	41	1/11 5/18	M W	0800	1015	Ryan, Kristine A.	5	WC
30522	MATH V38	21	1/11 5/18	T R	1100	1215	Sha, Saliha L.	3	WC
32372	MATH V13	37	1/11 5/18	M W	1100	1215	Bundy, Janine P.	3	WC
32789	MATH V10	33	1/11 5/18	T R	1230	1345	Bretz, Louise C.	3	WC
30626	MATH V21	43	1/11 5/18	M W	1230	1445	Morales, Lydia C.	5	WC
31568	MATH V04	39	1/11 5/18	T R	1400	1550	Vrtis, Robert J.	4	WC
32669	MATH V01	39	1/11 5/18	M W	1530	1745	Bundy, Janine P.	5	WC
30004	MATH V35	33	1/11 5/18	T R	1630	1845	Wilde, Karen	5	WC

Utilization % Color Codes:	Red < 25%	Blue < 50%	Green < 90%	Gold >= 90%
Capacity:	50	Students (Banner)	Description:	Sciences and Mathematics
Stations:	50	Students (Fusion)	Division:	
Max Student Hrs:	3,500	Capacity * 70 Hrs/Wk	Room Use:	110 Classroom
Use Factor:	53	Hrs/Week	Size:	936 Sq. Feet
Occ Factor:	33	Students/Hr	TOP Code:	009900
State Benchmark:	1,766	Student Hours/Wk	TOP Title:	General Assignment

Number of Students by Time and Day

Time	Mon	Tues	Wed	Thur	Fri	Sat	Week
0700	0	0	0	0	0	0	0
0730	0	0	0	0	0	0	0
0800	35	0	35	0	0	0	70
0830	35	0	35	0	0	0	70
0900	35	0	35	0	0	0	70
0930	54	54	54	54	0	0	216
1000	54	54	54	54	0	0	216
1030	54	54	54	54	0	0	216
1100	35	35	35	35	0	0	140
1130	43	43	43	43	0	0	172
1200	43	43	43	43	0	0	172
1230	46	47	46	47	0	0	186
1300	46	47	46	47	0	0	186
1330	46	47	46	47	0	0	186
1400	46	47	46	47	0	0	186
1430	0	0	0	0	0	0	0
1500	0	0	0	0	0	0	0
1530	0	41	0	0	0	0	41
1600	0	41	0	0	0	0	41
1630	0	41	0	0	0	0	41
1700	38	41	38	0	0	0	117
1730	38	35	38	35	0	0	146
1800	38	35	38	35	0	0	146
1830	38	35	38	35	0	0	146
1900	17	21	17	21	0	0	76
1930	17	21	17	21	0	0	76
2000	17	21	17	21	0	0	76
2030	17	21	17	21	0	0	76
2100	0	0	0	0	0	0	0
2130	0	0	0	0	0	0	0
Total Student Seat 1/2 Hours:	792	824	792	660	0	0	3,068
Total Student Seat Hours:	396	412	396	330	0	0	1,534
% Max Student Hrs:	57%	59%	57%	47%	0%	0%	44%
% State Benchmark:	112%	117%	112%	93%	0%	0%	87%

CRN	Course	Enroll	Dates	Days	BTime	ETime	Instructor	Hrs	Type
32699	MATH V02	35	1/11 5/18	M W	0800	0915	Simhan, Shubhangi V.	3	WC
32379	MATH V44	35	3/10 5/11	MTWR	0930	1120	Bennett, Jack R.	8	DC
32726	MATH V12	19	1/11 3/9	MTWR	0930	1045	Bennett, Jack R.	6	DC
32428	MATH V44	43	1/11 5/18	MTWR	1130	1220	Adlman, Andrea	4	WC
32858	MATH V44	47	1/11 5/18	T R	1230	1420	Adlman, Andrea	4	WC
30520	MATH V44	46	1/11 5/18	M W	1230	1420	Adlman, Andrea	4	WC
30539	MATH V44	41	1/11 5/18	T	1530	1720	Adlman, Andrea	2	IU
35248	MATH V44	38	1/11 5/18	M W	1700	1850	Sha, Saliha L.	4	WC
31030	MATH V10	35	1/11 5/18	T R	1730	1845	Jones, Mattie C.	3	WC
32860	MATH V44	21	1/11 5/18	T R	1900	2050	Jones, Mattie C.	4	WC
30034	MATH V44	17	1/11 5/18	M W	1900	2050	Sha, Saliha L.	4	WC

Utilization % Color Codes:	Red < 25%	Blue < 50%	Green < 90%	Gold >= 90%
Capacity:	35	Students (Banner)	Description:	TR12-13 Classrooms
Stations:	30	Students (Fusion)	Division:	1
Max Student Hrs:	2,450	Capacity * 70 Hrs/Wk	Room Use:	110 Classroom
Use Factor:	53	Hrs/Week	Size:	678 Sq. Feet
Occ Factor:	23	Students/Hr	TOP Code:	009900
State Benchmark:	1,237	Student Hours/Wk	TOP Title:	General Assignment

Number of Students by Time and Day

Time	Mon	Tues	Wed	Thur	Fri	Sat	Week
0700	0	0	0	0	0	0	0
0730	0	0	0	0	0	0	0
0800	31	0	31	0	0	0	62
0830	31	0	31	0	0	0	62
0900	31	0	31	0	0	0	62
0930	26	34	26	34	0	0	120
1000	26	34	26	34	0	0	120
1030	26	34	26	34	0	0	120
1100	27	38	27	38	0	0	130
1130	27	38	27	38	0	0	130
1200	27	38	27	38	0	0	130
1230	27	0	27	0	0	0	54
1300	27	0	27	0	0	0	54
1330	0	0	0	0	0	0	0
1400	0	0	0	0	0	0	0
1430	0	0	0	0	0	0	0
1500	0	0	0	0	0	0	0
1530	0	0	0	0	0	0	0
1600	0	0	0	0	0	0	0
1630	0	0	0	0	0	0	0
1700	0	0	0	0	0	0	0
1730	0	0	0	0	0	0	0
1800	0	16	0	16	0	0	32
1830	0	16	0	16	0	0	32
1900	0	16	0	16	0	0	32
1930	0	16	0	16	0	0	32
2000	0	16	0	16	0	0	32
2030	0	0	0	0	0	0	0
2100	0	0	0	0	0	0	0
2130	0	0	0	0	0	0	0
Total Student Seat 1/2 Hours:	306	296	306	296	0	0	1,204
Total Student Seat Hours:	153	148	153	148	0	0	602
% Max Student Hrs:	31%	30%	31%	30%	0%	0%	25%
% State Benchmark:	62%	60%	62%	60%	0%	0%	49%

CRN	Course	Enroll	Dates	Days	BTime	ETime	Instructor	Hrs	Type
32988	CJ V01	31	1/11 5/18	M W	0800	0915	Salinas, Lazaro J.	3	WC
30683	KIN V81	34	1/11 5/18	T R	0930	1045	Folkes, Leslie	3	WC
32861	COUN V02	26	1/11 5/18	M W	0930	1045	Carrasco Nungaray, Marian	3	WC
31720	KIN V81	38	1/11 5/18	T R	1100	1215	Mooshagian, Steven R.	3	WC
33011	ITAL V01	27	1/11 5/18	M W	1100	1315	Ginchereau, Anne L.	5	WC
30669	SPAN V02	16	1/11 5/18	T R	1800	2015	Lopez, Mariano L.	5	WC

Utilization % Color Codes:	Red < 25%	Blue < 50%	Green < 90%	Gold >= 90%
Capacity:	35	Students (Banner)	Description:	TR12-13 Classrooms
Stations:	30	Students (Fusion)	Division:	
Max Student Hrs:	2,450	Capacity * 70 Hrs/Wk	Room Use:	110 Classroom
Use Factor:	53	Hrs/Week	Size:	678 Sq. Feet
Occ Factor:	23	Students/Hr	TOP Code:	009900
State Benchmark:	1,237	Student Hours/Wk	TOP Title:	General Assignment

Number of Students by Time and Day

Time	Mon	Tues	Wed	Thur	Fri	Sat	Week
0700	0	0	0	0	0	0	0
0730	0	0	0	0	0	0	0
0800	0	0	0	0	0	0	0
0830	0	0	0	0	0	0	0
0900	0	0	0	0	0	0	0
0930	0	34	0	34	0	0	68
1000	0	34	0	34	0	0	68
1030	0	34	0	34	0	0	68
1100	36	41	36	41	0	0	154
1130	36	41	36	41	0	0	154
1200	36	41	36	41	0	0	154
1230	0	0	18	0	0	0	18
1300	0	0	18	0	0	0	18
1330	0	0	18	0	0	0	18
1400	0	21	18	0	0	0	39
1430	0	21	0	0	0	0	21
1500	0	0	0	0	0	0	0
1530	0	0	0	0	0	0	0
1600	0	0	0	0	0	0	0
1630	0	0	0	0	0	0	0
1700	0	0	0	0	0	0	0
1730	0	0	0	0	0	0	0
1800	0	0	0	0	0	0	0
1830	0	0	0	0	0	0	0
1900	0	12	0	12	0	0	24
1930	0	12	0	12	0	0	24
2000	0	12	0	12	0	0	24
2030	0	12	0	12	0	0	24
2100	0	12	0	12	0	0	24
2130	0	0	0	0	0	0	0
Total Student Seat 1/2 Hours:	108	327	180	285	0	0	900
Total Student Seat Hours:	54	164	90	143	0	0	450
% Max Student Hrs:	11%	33%	18%	29%	0%	0%	18%
% State Benchmark:	22%	66%	36%	58%	0%	0%	36%

CRN	Course	Enroll	Dates	Days	BTime	ETime	Instructor	Hrs	Type
30680	CJ V08	34	1/11 5/18	T R	0930	1045	Wellman, Kelly L.	3	WC
30523	HIST V02A	41	1/11 5/18	T R	1100	1215	Miller, Jeanne L.	3	WC
39506	HIST V01A	36	1/11 5/18	M W	1100	1215	Agajanian, Walt C.	3	WC
31107	COUN V10A	18	2/24 4/20	W	1230	1420	Suel, Timothy D.	2	OC
31144	COUN V10B	21	1/26 3/29	T	1400	1450	Chaparro, Robert	1	OC
31735	KIN V81	12	2/23 5/10	T R	1900	2115	Al Gattas, Daniel	5	DC

Utilization % Color Codes:	Red < 25%	Blue < 50%	Green < 90%	Gold >= 90%
Capacity:	35	Students (Banner)	Description:	TR14-15 Classrooms
Stations:	30	Students (Fusion)	Division:	
Max Student Hrs:	2,450	Capacity * 70 Hrs/Wk	Room Use:	110 Classroom
Use Factor:	53	Hrs/Week	Size:	678 Sq. Feet
Occ Factor:	23	Students/Hr	TOP Code:	009900
State Benchmark:	1,237	Student Hours/Wk	TOP Title:	General Assignment

Number of Students by Time and Day

Time	Mon	Tues	Wed	Thur	Fri	Sat	Week
0700	0	0	0	0	0	0	0
0730	0	0	0	0	0	0	0
0800	0	0	0	0	0	0	0
0830	0	0	0	0	0	0	0
0900	0	0	0	0	0	0	0
0930	0	18	0	18	0	0	36
1000	0	18	0	18	0	0	36
1030	0	18	0	18	0	0	36
1100	24	18	24	18	0	0	84
1130	24	18	24	18	0	0	84
1200	24	18	24	18	0	0	84
1230	0	0	16	0	0	0	16
1300	0	0	16	0	0	0	16
1330	0	0	16	0	0	0	16
1400	0	0	16	0	0	0	16
1430	0	0	16	0	0	0	16
1500	0	0	16	0	0	0	16
1530	0	0	16	0	0	0	16
1600	0	0	0	0	0	0	0
1630	0	0	0	0	0	0	0
1700	0	0	0	0	0	0	0
1730	0	0	0	0	0	0	0
1800	0	0	0	0	0	0	0
1830	0	0	0	0	0	0	0
1900	0	0	0	0	0	0	0
1930	0	0	0	0	0	0	0
2000	0	0	0	0	0	0	0
2030	0	0	0	0	0	0	0
2100	0	0	0	0	0	0	0
2130	0	0	0	0	0	0	0
Total Student Seat 1/2 Hours:	72	108	184	108	0	0	472
Total Student Seat Hours:	36	54	92	54	0	0	236
% Max Student Hrs:	7%	11%	19%	11%	0%	0%	10%
% State Benchmark:	15%	22%	37%	22%	0%	0%	19%

CRN	Course	Enroll	Dates	Days	BTime	ETime	Instructor	Hrs	Type
30166	SPAN V04	18	1/26	5/10	T R	0930	1220	Hurtado, Milena M.	6 DC
30530	HIST V04B	24	1/11	5/18	M W	1100	1215	Ward, Michael K.	3 WC
32665	SUP V81	1	1/27	5/11	W	1230	1545	Fallett, Franceen F.	4 DC
32660	BUS V44	15	1/27	5/11	W	1230	1545	Fallett, Franceen F.	4 DC

Utilization % Color Codes:	Red < 25%	Blue < 50%	Green < 90%	Gold >= 90%
Capacity:	35	Students (Banner)	Description:	TR14-15 Classrooms
Stations:	30	Students (Fusion)	Division:	
Max Student Hrs:	2,450	Capacity * 70 Hrs/Wk	Room Use:	110 Classroom
Use Factor:	53	Hrs/Week	Size:	678 Sq. Feet
Occ Factor:	23	Students/Hr	TOP Code:	009900
State Benchmark:	1,237	Student Hours/Wk	TOP Title:	General Assignment

Number of Students by Time and Day

Time	Mon	Tues	Wed	Thur	Fri	Sat	Week
0700	0	0	0	0	0	0	0
0730	0	0	0	0	0	0	0
0800	0	0	0	0	0	0	0
0830	0	0	0	0	0	0	0
0900	0	0	0	0	0	0	0
0930	23	32	23	32	0	0	110
1000	23	32	23	32	0	0	110
1030	23	32	23	32	0	0	110
1100	14	30	14	30	0	0	88
1130	14	30	14	30	0	0	88
1200	14	30	14	30	0	0	88
1230	25	30	25	30	0	0	110
1300	25	30	25	30	0	0	110
1330	25	0	25	0	0	0	50
1400	0	0	0	0	0	0	0
1430	0	0	0	0	0	0	0
1500	0	0	0	0	0	0	0
1530	0	0	0	0	0	0	0
1600	0	0	0	0	0	0	0
1630	0	27	29	27	0	0	83
1700	0	27	29	27	0	0	83
1730	0	27	29	27	0	0	83
1800	0	27	29	27	0	0	83
1830	0	27	29	27	0	0	83
1900	0	28	30	29	0	0	87
1930	0	28	30	29	0	0	87
2000	0	28	30	29	0	0	87
2030	0	28	30	29	0	0	87
2100	0	28	30	29	0	0	87
2130	0	28	30	29	0	0	87
Total Student Seat 1/2 Hours:	186	549	511	555	0	0	1,801
Total Student Seat Hours:	93	275	256	278	0	0	901
% Max Student Hrs:	19%	56%	52%	57%	0%	0%	37%
% State Benchmark:	38%	111%	103%	112%	0%	0%	73%

CRN	Course	Enroll	Dates	Days	BTime	ETime	Instructor	Hrs	Type
30370	ENGL V01B	32	1/11 5/18	T R	0930	1045	Minnock, Kristel A.	3	WC
32399	CJ V28	23	1/11 5/18	M W	0930	1045	Wellman, Kelly L.	3	WC
31550	FREN V01	30	1/11 5/18	T R	1100	1315	Arie, Francoise L.	5	WC
30084	SL V10B	14	1/11 5/18	M W	1100	1215	Brown, Christine B.	3	WC
31962	ENGL V01B	25	1/11 5/18	M W	1230	1345	Cosgrove, Colleen P.	3	WC
32425	ENGL V01A	29	1/11 5/18	W	1630	1850	Cosentino, Lydia G.	3	WC
38108	ENGL V03	27	1/11 5/18	T R	1630	1845	Cosentino, Lydia G.	5	WC
34761	ENGL V01B	29	1/11 5/18	R	1900	2150	Cosentino, Lydia G.	3	WC
36677	ENGL V01B	30	1/11 5/18	W	1900	2150	Cosentino, Lydia G.	3	WC
36383	ENGL V01B	28	1/11 5/18	T	1900	2150	Cosentino, Lydia G.	3	WC

Utilization % Color Codes:	Red < 25%	Blue < 50%	Green < 90%	Gold >= 90%
Capacity:	35	Students (Banner)	Description:	Ventura College at Santa Paula
Stations:	35	Students (Fusion)	Division:	
Max Student Hrs:	2,450	Capacity * 70 Hrs/Wk	Room Use:	110 Classroom
Use Factor:	53	Hrs/Week	Size:	638 Sq. Feet
Occ Factor:	23	Students/Hr	TOP Code:	009900
State Benchmark:	1,237	Student Hours/Wk	TOP Title:	General Assignment

Number of Students by Time and Day

Time	Mon	Tues	Wed	Thur	Fri	Sat	Week
0700	0	0	0	0	0	0	0
0730	0	0	0	0	0	0	0
0800	0	0	0	0	0	0	0
0830	0	0	0	0	0	0	0
0900	0	0	0	0	0	0	0
0930	0	0	0	0	0	0	0
1000	0	0	0	0	0	0	0
1030	0	0	0	0	0	0	0
1100	0	0	0	0	0	0	0
1130	0	0	0	0	0	0	0
1200	0	0	0	0	0	0	0
1230	0	0	0	0	0	0	0
1300	0	0	0	0	0	0	0
1330	0	0	0	0	0	0	0
1400	0	0	0	0	0	0	0
1430	0	0	0	0	0	0	0
1500	0	0	0	0	0	0	0
1530	0	23	0	23	0	0	46
1600	0	23	0	23	0	0	46
1630	0	23	0	23	0	0	46
1700	0	23	0	23	0	0	46
1730	0	23	0	23	0	0	46
1800	0	0	0	0	0	0	0
1830	20	0	0	30	0	0	50
1900	20	0	29	30	0	0	79
1930	20	0	29	30	0	0	79
2000	20	0	29	30	0	0	79
2030	20	0	29	30	0	0	79
2100	20	0	29	30	0	0	79
2130	20	0	29	30	0	0	79
Total Student Seat 1/2 Hours:	140	115	174	325	0	0	754
Total Student Seat Hours:	70	58	87	163	0	0	377
% Max Student Hrs:	14%	12%	18%	33%	0%	0%	15%
% State Benchmark:	28%	23%	35%	66%	0%	0%	30%

CRN	Course	Enroll	Dates	Days	BTime	ETime	Instructor	Hrs	Type
30675	MATH V01	23	1/11	5/18	T R	1530	1745	Sharnazyan, Elizabeth	5 WC
30572	HIST V12	21	1/28	5/5	R	1830	2145	Medina, Lara	4 DC
30618	AES V22	9	1/28	5/5	R	1830	2145	Medina, Lara	4 DC
31725	HIST V07A	20	1/25	5/9	M	1830	2145	Murray, Ricky F.	4 DC
31971	HED V76	29	1/11	5/18	W	1900	2150	McLean-Emery, Tara L.	3 WC



Utilization % Color Codes:	Red < 25%	Blue < 50%	Green < 90%	Gold >= 90%
Capacity:	33	Students (Banner)	Description:	Ventura College at Santa Paula
Stations:	33	Students (Fusion)	Division:	
Max Student Hrs:	2,310	Capacity * 70 Hrs/Wk	Room Use:	210 Class Lab
Use Factor:	53	Hrs/Week	Size:	846 Sq. Feet
Occ Factor:	22	Students/Hr	TOP Code:	493000
State Benchmark:	1,166	Student Hours/Wk	TOP Title:	General Studies

Number of Students by Time and Day

Time	Mon	Tues	Wed	Thur	Fri	Sat	Week
0700	0	0	0	0	0	0	0
0730	0	0	0	0	0	0	0
0800	0	0	0	0	0	0	0
0830	0	0	0	0	0	0	0
0900	0	0	0	0	0	0	0
0930	0	0	0	0	0	0	0
1000	0	0	0	0	0	0	0
1030	0	0	0	0	0	0	0
1100	0	0	0	0	0	0	0
1130	0	0	0	0	0	0	0
1200	0	0	0	0	0	0	0
1230	0	0	0	0	0	0	0
1300	0	0	0	0	0	0	0
1330	0	0	0	0	0	0	0
1400	0	0	0	0	0	0	0
1430	0	0	0	0	0	0	0
1500	0	0	0	0	0	0	0
1530	0	0	0	0	0	0	0
1600	0	0	0	0	0	0	0
1630	0	21	0	21	0	0	42
1700	0	21	0	21	0	0	42
1730	0	21	0	21	0	0	42
1800	0	21	0	21	0	0	42
1830	0	21	0	21	0	0	42
1900	0	27	30	0	0	0	57
1930	0	27	30	0	0	0	57
2000	0	27	30	0	0	0	57
2030	0	27	30	0	0	0	57
2100	0	27	30	0	0	0	57
2130	0	27	0	0	0	0	27
Total Student Seat 1/2 Hours:	0	267	150	105	0	0	522
Total Student Seat Hours:	0	134	75	53	0	0	261
% Max Student Hrs:	0%	29%	16%	11%	0%	0%	11%
% State Benchmark:	0%	57%	32%	23%	0%	0%	22%

CRN	Course	Enroll	Dates	Days	BTime	ETime	Instructor	Hrs	Type
31981	ENGL V02	21	1/11 5/18	T R	1630	1845	Zeman, Melinda J.	5	WC
38410	ENGL V01A	30	1/11 5/18	W	1900	2115	Zeman, Melinda J.	3	WC
31689	BUS V17	27	1/11 5/18	T	1900	2150	Anderson, Mike A.	3	WC

Utilization % Color Codes:	Red < 25%	Blue < 50%	Green < 90%	Gold >= 90%
Capacity:	40	Students (Banner)	Description:	Ventura College at Santa Paula
Stations:	40	Students (Fusion)	Division:	
Max Student Hrs:	2,800	Capacity * 70 Hrs/Wk	Room Use:	110 Classroom
Use Factor:	53	Hrs/Week	Size:	846 Sq. Feet
Occ Factor:	27	Students/Hr	TOP Code:	009900
State Benchmark:	1,413	Student Hours/Wk	TOP Title:	General Assignment

Number of Students by Time and Day

Time	Mon	Tues	Wed	Thur	Fri	Sat	Week
0700	0	0	0	0	0	0	0
0730	0	0	0	0	0	0	0
0800	0	0	0	0	0	0	0
0830	0	0	0	0	0	0	0
0900	0	0	0	0	0	0	0
0930	0	0	0	0	0	0	0
1000	0	0	0	0	0	0	0
1030	0	0	0	0	0	0	0
1100	0	0	0	0	0	0	0
1130	0	0	0	0	0	0	0
1200	0	0	0	0	0	0	0
1230	11	0	11	0	0	0	22
1300	11	0	11	0	0	0	22
1330	11	0	11	0	0	0	22
1400	11	0	11	0	0	0	22
1430	11	0	11	0	0	0	22
1500	0	0	0	0	0	0	0
1530	0	0	0	0	0	0	0
1600	0	23	0	0	0	0	23
1630	0	23	0	0	0	0	23
1700	0	23	0	0	0	0	23
1730	0	23	0	0	0	0	23
1800	0	23	0	0	0	0	23
1830	0	23	0	0	0	0	23
1900	19	20	19	0	0	0	58
1930	19	20	19	0	0	0	58
2000	19	20	19	0	0	0	58
2030	19	20	19	0	0	0	58
2100	19	20	19	0	0	0	58
2130	0	20	0	0	0	0	20
Total Student Seat 1/2 Hours:	150	258	150	0	0	0	558
Total Student Seat Hours:	75	129	75	0	0	0	279
% Max Student Hrs:	13%	23%	13%	0%	0%	0%	10%
% State Benchmark:	27%	46%	27%	0%	0%	0%	20%

CRN	Course	Enroll	Dates	Days	BTime	ETime	Instructor	Hrs	Type
32304	BUS V03	11	1/11 5/18	M W	1230	1445	Frohauer, Mark E.	5	WC
32475	BUS V27A	23	1/11 5/18	T	1600	1850	Cox, Debra L.	3	WC
31050	ART V01	20	1/11 5/18	T	1900	2150	Coughran, Sharon	3	WC
30198	ESL V30A	19	1/25 5/9	M W	1900	2115	Zelman, Nancy E.	5	DC

Utilization % Color Codes:	Red < 25%	Blue < 50%	Green < 90%	Gold >= 90%
Capacity:	33	Students (Banner)	Description:	Ventura College at Santa Paula
Stations:	33	Students (Fusion)	Division:	
Max Student Hrs:	2,310	Capacity * 70 Hrs/Wk	Room Use:	110 Classroom
Use Factor:	53	Hrs/Week	Size:	1,152 Sq. Feet
Occ Factor:	22	Students/Hr	TOP Code:	009900
State Benchmark:	1,166	Student Hours/Wk	TOP Title:	General Assignment

Number of Students by Time and Day

Time	Mon	Tues	Wed	Thur	Fri	Sat	Week
0700	0	0	0	0	0	0	0
0730	0	0	0	0	0	0	0
0800	0	0	0	0	0	0	0
0830	16	16	16	16	0	0	64
0900	16	16	16	16	0	0	64
0930	16	16	16	16	0	0	64
1000	16	16	16	16	0	0	64
1030	16	16	16	16	0	0	64
1100	16	16	16	16	0	0	64
1130	16	16	16	16	0	0	64
1200	16	16	16	16	0	0	64
1230	0	0	0	0	0	0	0
1300	0	0	0	0	0	0	0
1330	0	0	0	0	0	0	0
1400	0	0	0	0	0	0	0
1430	0	0	0	0	0	0	0
1500	0	0	0	0	0	0	0
1530	0	0	0	0	0	0	0
1600	0	0	0	0	0	0	0
1630	0	0	0	0	0	0	0
1700	0	0	0	0	0	0	0
1730	0	0	0	0	0	0	0
1800	0	0	0	0	0	0	0
1830	0	0	0	0	0	0	0
1900	0	0	0	0	0	0	0
1930	0	0	0	0	0	0	0
2000	0	0	0	0	0	0	0
2030	0	0	0	0	0	0	0
2100	0	0	0	0	0	0	0
2130	0	0	0	0	0	0	0
Total Student Seat 1/2 Hours:	128	128	128	128	0	0	512
Total Student Seat Hours:	64	64	64	64	0	0	256
% Max Student Hrs:	14%	14%	14%	14%	0%	0%	11%
% State Benchmark:	27%	27%	27%	27%	0%	0%	22%

CRN	Course	Enroll	Dates	Days	BTime	ETime	Instructor	Hrs	Type
39381	BUS V97	16	1/11	5/18	MTWR	0830	1220	Baron-Donnelly, Lucy E.	16 WC

Utilization % Color Codes:	Red < 25%	Blue < 50%	Green < 90%	Gold >= 90%
Capacity:	45	Students (Banner)	Description:	Ventura College at Santa Paula
Stations:	45	Students (Fusion)	Division:	
Max Student Hrs:	3,150	Capacity * 70 Hrs/Wk	Room Use:	110 Classroom
Use Factor:	53	Hrs/Week	Size:	941 Sq. Feet
Occ Factor:	30	Students/Hr	TOP Code:	009900
State Benchmark:	1,590	Student Hours/Wk	TOP Title:	General Assignment

Number of Students by Time and Day

Time	Mon	Tues	Wed	Thur	Fri	Sat	Week
0700	0	0	0	0	0	0	0
0730	0	0	0	0	0	0	0
0800	0	0	0	0	0	0	0
0830	0	0	0	0	0	0	0
0900	0	0	0	0	0	0	0
0930	0	0	0	0	0	0	0
1000	0	0	0	0	0	0	0
1030	0	0	0	0	0	0	0
1100	0	0	0	0	0	0	0
1130	0	0	0	0	0	0	0
1200	0	0	0	0	0	0	0
1230	0	0	0	0	0	0	0
1300	0	0	0	0	0	0	0
1330	0	0	0	0	0	0	0
1400	0	0	0	0	0	0	0
1430	0	0	0	0	0	0	0
1500	0	0	0	0	0	0	0
1530	0	0	0	21	0	0	21
1600	0	0	0	21	0	0	21
1630	0	0	0	21	0	0	21
1700	0	0	0	21	0	0	21
1730	0	0	0	21	0	0	21
1800	0	0	0	21	0	0	21
1830	0	0	0	0	0	0	0
1900	30	21	15	26	0	0	92
1930	30	21	15	26	0	0	92
2000	30	21	15	26	0	0	92
2030	30	21	15	26	0	0	92
2100	30	21	15	26	0	0	92
2130	30	21	15	26	0	0	92
Total Student Seat 1/2 Hours:	180	126	90	282	0	0	678
Total Student Seat Hours:	90	63	45	141	0	0	339
% Max Student Hrs:	14%	10%	7%	22%	0%	0%	11%
% State Benchmark:	28%	20%	14%	44%	0%	0%	21%

CRN	Course	Enroll	Dates	Days	BTime	ETime	Instructor	Hrs	Type
32022	COMM V01	21	1/11 5/18	R	1530	1820	Bates, Benjamin E.	3	WC
30137	CD V61	26	1/11 5/18	R	1900	2150	Fields, Stephanie T.	3	WC
31059	CD V62	15	1/11 5/18	W	1900	2150	Flores Foss, Jenny A.	3	WC
35320	CJ V01	21	1/11 5/18	T	1900	2150	Lovio, Gilbert	3	WC
32725	MATH V10	30	1/11 5/18	M	1900	2150	Jones, Mattie C.	3	WC

Utilization % Color Codes:	Red < 25%	Blue < 50%	Green < 90%	Gold >= 90%
Capacity:	26	Students (Banner)	Description:	Ventura College at Santa Paula
Stations:	26	Students (Fusion)	Division:	
Max Student Hrs:	1,820	Capacity * 70 Hrs/Wk	Room Use:	220 Spec Class Lab
Use Factor:	53	Hrs/Week	Size:	738 Sq. Feet
Occ Factor:	17	Students/Hr	TOP Code:	120100
State Benchmark:	919	Student Hours/Wk	TOP Title:	Health Occupations, General

Number of Students by Time and Day

Time	Mon	Tues	Wed	Thur	Fri	Sat	Week
0700	0	0	0	0	0	0	0
0730	0	0	0	0	0	0	0
0800	0	0	0	0	0	0	0
0830	0	0	0	0	0	0	0
0900	0	0	0	0	0	0	0
0930	12	0	12	0	0	0	24
1000	12	0	12	0	0	0	24
1030	12	0	12	0	0	0	24
1100	12	0	12	0	0	0	24
1130	12	0	12	0	0	0	24
1200	0	0	0	0	0	0	0
1230	0	0	0	0	0	0	0
1300	0	0	0	0	0	0	0
1330	0	0	0	0	0	0	0
1400	0	0	0	0	0	0	0
1430	0	0	0	0	0	0	0
1500	0	0	0	0	0	0	0
1530	0	0	0	0	0	0	0
1600	0	0	0	0	0	0	0
1630	0	0	0	0	0	0	0
1700	0	0	0	0	0	0	0
1730	0	0	0	0	0	0	0
1800	0	0	0	0	0	0	0
1830	0	0	0	0	0	0	0
1900	12	19	12	19	0	0	62
1930	12	19	12	19	0	0	62
2000	12	19	12	19	0	0	62
2030	12	19	12	19	0	0	62
2100	12	19	12	19	0	0	62
2130	0	0	0	0	0	0	0
Total Student Seat 1/2 Hours:	120	95	120	95	0	0	430
Total Student Seat Hours:	60	48	60	48	0	0	215
% Max Student Hrs:	16%	13%	16%	13%	0%	0%	12%
% State Benchmark:	33%	26%	33%	26%	0%	0%	23%

CRN	Course	Enroll	Dates	Days	BTime	ETime	Instructor	Hrs	Type
32798	ESL V30A	12	1/25	5/9	M W	0930	1145	Loe, Geri	5 DC
32704	ENGM V22	19	1/26	5/10	T R	1900	2115	Zelman, Nancy E.	5 DC
30144	ENGM V31	12	1/25	5/9	M W	1900	2115	Tamiian, Sarah A.	5 DC

# Ventura College Room State Utilization Report

Room	Term	Year	Room Use	Mon	Tues	Wed	Thur	Fri	Sat	Week
AEC-102	Fall	2015	220 Athletics/P Physical Educati	21%	18%	21%	18%	0%	0%	16%
AEC-102	Spring	2016	220 Athletics/P Physical Educati	20%	15%	20%	15%	0%	0%	14%
AEC-102	Summer	2016	220 Athletics/P Physical Educati	5%	0%	5%	0%	0%	0%	2%
AEC-103	Summer	2015	220 Athletics/P Physical Educati	4%	4%	4%	4%	0%	0%	3%
AEC-103	Fall	2015	220 Athletics/P Physical Educati	18%	13%	18%	13%	0%	0%	12%
AEC-103	Spring	2016	220 Athletics/P Physical Educati	15%	4%	15%	4%	0%	0%	7%
AEC-103	Summer	2016	220 Athletics/P Physical Educati	9%	9%	9%	9%	0%	0%	7%
AEC-201	Summer	2015	525 Athletic/Ph Physical Educati							
AEC-201	Fall	2015	525 Athletic/Ph Physical Educati							
AEC-201	Spring	2016	525 Athletic/Ph Physical Educati							
AEC-201	Summer	2016	525 Athletic/Ph Physical Educati							
AEC-100	Summer	2015	520 Athletics/P Physical Educati	0%	0%	0%	0%	0%	0%	0%
AEC-100	Fall	2015	520 Athletics/P Physical Educati	1%	1%	0%	1%	0%	0%	1%
AEC-100	Spring	2016	520 Athletics/P Physical Educati	1%	1%	0%	1%	1%	0%	1%
AEC-100	Summer	2016	520 Athletics/P Physical Educati	0%	0%	0%	0%	0%	0%	0%
AEC-130	Spring	2016	520 Athletics/P Physical Educati							
AEP-1A	Fall	2015	110 Classroom Automotive Tec	175%	93%	175%	52%	77%	13%	117%
AEP-1A	Spring	2016	110 Classroom Automotive Tec	0%	85%	0%	101%	102%	0%	58%
AEP-1B	Summer	2015	110 Classroom Automotive Tec	24%	28%	24%	28%	0%	0%	21%
AEP-1B	Fall	2015	110 Classroom Automotive Tec	140%	88%	140%	88%	116%	0%	115%
AEP-1B	Spring	2016	110 Classroom Automotive Tec	197%	109%	197%	135%	70%	34%	148%
AEP-1B	Summer	2016	110 Classroom Automotive Tec	14%	19%	14%	19%	0%	0%	13%
ASC-130	Fall	2015	110 Classroom General Acade	67%	36%	69%	36%	0%	0%	42%
ASC-130	Spring	2016	110 Classroom General Acade	63%	55%	62%	55%	0%	0%	47%
ASC-130	Summer	2016	110 Classroom General Acade	56%	72%	72%	72%	0%	0%	54%
ASC-140	Fall	2015	110 Classroom General Acade	72%	64%	72%	64%	0%	0%	54%
ASC-140	Spring	2016	110 Classroom General Acade	64%	63%	64%	79%	0%	0%	54%
ASC-140	Summer	2016	110 Classroom General Acade	40%	40%	40%	40%	0%	0%	32%
ASC-150	Fall	2015	610 Assembly General Acade	31%	18%	31%	18%	0%	0%	19%
ASC-150	Spring	2016	610 Assembly General Acade	21%	23%	21%	23%	0%	0%	17%
ASC-150	Summer	2016	610 Assembly General Acade	8%	6%	8%	6%	0%	0%	5%
C-1	Summer	2015	520 Athletics/P Physical Educati	33%	33%	33%	33%	0%	0%	27%
C-1	Fall	2015	520 Athletics/P Physical Educati	48%	55%	19%	71%	0%	0%	39%
C-1	Spring	2016	520 Athletics/P Physical Educati	31%	66%	31%	85%	0%	0%	43%
C-1	Summer	2016	520 Athletics/P Physical Educati	26%	26%	26%	26%	0%	0%	21%
CDC-38	Fall	2015	210 Class Lab Child Developm	99%	114%	96%	91%	0%	0%	80%
CDC-38	Spring	2016	210 Class Lab Child Developm	107%	135%	129%	109%	0%	0%	96%
CDC-38	Summer	2016	210 Class Lab Child Developm	9%	9%	9%	9%	0%	0%	7%
CRC-101	Summer	2015	110 Classroom General Assign	24%	64%	24%	64%	0%	0%	35%
CRC-101	Fall	2015	110 Classroom General Assign	108%	52%	109%	58%	0%	0%	66%
CRC-101	Spring	2016	110 Classroom General Assign	96%	82%	92%	68%	0%	0%	68%
CRC-101	Summer	2016	110 Classroom General Assign	52%	52%	52%	52%	0%	0%	41%
CRC-102	Summer	2015	110 Classroom General Assign	10%	10%	10%	10%	0%	0%	8%
CRC-102	Fall	2015	110 Classroom General Assign	81%	106%	83%	109%	0%	0%	76%
CRC-102	Spring	2016	110 Classroom General Assign	84%	44%	84%	78%	0%	0%	58%
CRC-201	Summer	2015	210 Class Lab Art (Painting, D	94%	72%	94%	72%	0%	0%	66%
CRC-201	Fall	2015	210 Class Lab Art (Painting, D	97%	111%	68%	58%	0%	0%	67%
CRC-201	Spring	2016	210 Class Lab Art (Painting, D	140%	76%	89%	56%	0%	0%	72%
CRC-201	Summer	2016	210 Class Lab Art (Painting, D	46%	37%	46%	37%	0%	0%	33%
CRC-203	Fall	2015	210 Class Lab Art (Painting, D	66%	83%	66%	83%	0%	0%	59%
CRC-203	Spring	2016	210 Class Lab Art (Painting, D	66%	99%	66%	99%	0%	0%	66%
CRC-203	Summer	2016	210 Class Lab Art (Painting, D	39%	39%	39%	39%	0%	0%	31%

# Ventura College Room State Utilization Report

Room	Term	Year	Room Use		Mon	Tues	Wed	Thur	Fri	Sat	Week	
CRC-204	Summer	2015	210	Class Lab	Art (Painting, D	41%	41%	41%	41%	0%	0%	33%
CRC-204	Fall	2015	210	Class Lab	Art (Painting, D	63%	84%	63%	84%	61%	0%	71%
CRC-204	Spring	2016	210	Class Lab	Art (Painting, D	48%	75%	48%	75%	52%	0%	60%
CRC-204	Summer	2016	210	Class Lab	Art (Painting, D	39%	39%	39%	39%	0%	0%	31%
ECT-6	Summer	2015	110	Classroom	General Assign	0%	35%	0%	35%	0%	0%	14%
ECT-6	Fall	2015	110	Classroom	General Assign	10%	87%	10%	51%	0%	0%	32%
ECT-6	Spring	2016	110	Classroom	General Assign	22%	78%	22%	69%	0%	0%	38%
ECT-6	Summer	2016	110	Classroom	General Assign	0%	10%	0%	10%	0%	0%	4%
ECT-7	Summer	2015	210	Class Lab	Agriculture Tec	57%	20%	57%	20%	0%	0%	31%
ECT-7	Fall	2015	210	Class Lab	Agriculture Tec	65%	66%	64%	87%	0%	0%	56%
ECT-7	Spring	2016	210	Class Lab	Agriculture Tec	53%	85%	45%	96%	0%	0%	56%
ECT-7	Summer	2016	210	Class Lab	Agriculture Tec	12%	57%	12%	57%	0%	0%	27%
ECT-8	Fall	2015	210	Class Lab	Agriculture Tec	21%	23%	21%	30%	0%	0%	19%
ECT-8	Spring	2016	210	Class Lab	Agriculture Tec	27%	23%	27%	58%	0%	0%	27%
ELC-1	Spring	2016	220	Spec Class	General Studies	0%	12%	0%	12%	0%	0%	5%
ELC-3	Fall	2015	220	Spec Class	General Studies	56%	98%	56%	98%	0%	0%	62%
ELC-3	Spring	2016	220	Spec Class	General Studies	53%	0%	53%	0%	0%	0%	21%
HSC-120	Summer	2015	110	Classroom	General Assign	17%	17%	17%	17%	0%	0%	13%
HSC-120	Fall	2015	110	Classroom	General Assign	58%	14%	12%	20%	0%	0%	21%
HSC-120	Spring	2016	110	Classroom	General Assign	69%	21%	30%	8%	11%	0%	28%
HSC-201	Summer	2015	210	Class Lab	Nursing	0%	0%	0%	0%	0%	0%	0%
HSC-201	Fall	2015	210	Class Lab	Nursing	40%	40%	40%	40%	0%	0%	32%
HSC-201	Spring	2016	210	Class Lab	Nursing	0%	36%	0%	0%	0%	0%	7%
HSC-201	Summer	2016	210	Class Lab	Nursing	0%	0%	0%	0%	0%	0%	0%
HSC-225	Summer	2015	110	Classroom	General Assign	21%	21%	21%	21%	0%	0%	17%
HSC-225	Fall	2015	110	Classroom	General Assign	16%	50%	15%	70%	0%	0%	30%
HSC-225	Spring	2016	110	Classroom	General Assign	32%	45%	0%	45%	0%	0%	24%
HSC-225	Summer	2016	110	Classroom	General Assign	3%	3%	3%	3%	0%	0%	2%
HSC-226	Summer	2015	110	Classroom	General Assign	21%	21%	21%	21%	0%	0%	17%
HSC-226	Fall	2015	110	Classroom	General Assign	67%	50%	31%	50%	0%	0%	39%
HSC-226	Spring	2016	110	Classroom	General Assign	33%	27%	47%	0%	0%	0%	22%
HSC-227	Fall	2015	110	Classroom	General Assign	14%	26%	43%	0%	0%	0%	17%
HSC-227	Spring	2016	110	Classroom	General Assign	18%	0%	40%	16%	0%	0%	15%
MAC-101	Summer	2015	210	Class Lab	Photography	51%	51%	51%	51%	0%	0%	41%
MAC-101	Fall	2015	210	Class Lab	Photography	106%	113%	106%	113%	54%	0%	99%
MAC-101	Spring	2016	210	Class Lab	Photography	115%	103%	115%	103%	45%	0%	96%
MAC-101	Summer	2016	210	Class Lab	Photography	40%	40%	40%	40%	0%	0%	32%
MAC-200	Fall	2015	110	Classroom	English	67%	34%	67%	0%	0%	0%	33%
MAC-200	Spring	2016	110	Classroom	English	58%	69%	106%	88%	38%	0%	72%
MAC-200	Summer	2016	110	Classroom	English	36%	36%	36%	18%	0%	0%	25%
MAC-201	Fall	2015	110	Classroom	History	40%	72%	40%	82%	0%	0%	47%
MAC-201	Spring	2016	110	Classroom	History	85%	73%	78%	49%	0%	0%	57%
MAC-201	Summer	2016	110	Classroom	History	42%	42%	42%	39%	0%	0%	33%
MAC-202	Fall	2015	110	Classroom	English	124%	124%	117%	121%	0%	0%	97%
MAC-202	Spring	2016	110	Classroom	English	89%	69%	101%	72%	0%	0%	66%
MAC-202	Summer	2016	110	Classroom	English	35%	27%	35%	27%	0%	0%	25%
MAC-205	Summer	2015	110	Classroom	Foreign Langua	56%	56%	56%	56%	0%	0%	44%
MAC-205	Fall	2015	110	Classroom	Foreign Langua	71%	58%	71%	58%	0%	0%	51%
MAC-205	Spring	2016	110	Classroom	Foreign Langua	78%	51%	78%	51%	0%	0%	51%
MAC-205	Summer	2016	110	Classroom	Foreign Langua	37%	37%	37%	37%	0%	0%	30%
MCE-122	Summer	2015	110	Classroom	General Assign	51%	93%	51%	93%	0%	0%	58%
MCE-122	Fall	2015	110	Classroom	General Assign	131%	49%	113%	37%	27%	27%	77%

# Ventura College Room State Utilization Report

Room	Term	Year	Room Use		Mon	Tues	Wed	Thur	Fri	Sat	Week	
MCE-122	Spring	2016	110	Classroom	General Assign	104%	78%	104%	41%	37%	37%	80%
MCE-122	Summer	2016	110	Classroom	General Assign	52%	52%	52%	52%	0%	0%	41%
MCE-123	Summer	2015	110	Classroom	General Assign	45%	68%	68%	68%	0%	0%	50%
MCE-123	Fall	2015	110	Classroom	General Assign	94%	71%	75%	71%	0%	0%	62%
MCE-123	Spring	2016	110	Classroom	General Assign	86%	78%	80%	50%	0%	0%	59%
MCE-123	Summer	2016	110	Classroom	General Assign	11%	11%	11%	11%	0%	0%	9%
MCE-124	Summer	2015	110	Classroom	General Assign	150%	146%	150%	146%	0%	0%	118%
MCE-124	Fall	2015	110	Classroom	General Assign	122%	115%	90%	115%	0%	0%	88%
MCE-124	Spring	2016	110	Classroom	General Assign	91%	85%	34%	85%	0%	26%	64%
MCE-124	Summer	2016	110	Classroom	General Assign	117%	117%	117%	117%	0%	0%	94%
MCE-125	Summer	2015	210	Class Lab	Other Informati	0%	7%	7%	7%	0%	0%	4%
MCE-125	Fall	2015	210	Class Lab	Other Informati	17%	31%	17%	31%	0%	0%	19%
MCE-125	Spring	2016	210	Class Lab	Other Informati	9%	24%	9%	46%	0%	0%	18%
MCE-125	Summer	2016	210	Class Lab	Other Informati	0%	5%	5%	5%	0%	0%	3%
MCE-129	Fall	2015	110	Classroom	Architecture an	19%	0%	19%	0%	0%	0%	8%
MCE-129	Spring	2016	110	Classroom	Architecture an	53%	0%	53%	0%	0%	0%	21%
MCE-130	Summer	2015	110	Classroom	Architecture an	25%	25%	25%	25%	0%	0%	20%
MCE-130	Fall	2015	110	Classroom	Architecture an	24%	135%	24%	135%	0%	0%	63%
MCE-130	Spring	2016	110	Classroom	Architecture an	62%	76%	62%	140%	0%	0%	68%
MCE-130	Summer	2016	110	Classroom	Architecture an	17%	17%	17%	17%	0%	0%	13%
MCE-218	Summer	2015	110	Classroom	General Assign	64%	107%	64%	107%	0%	0%	69%
MCE-218	Fall	2015	110	Classroom	General Assign	91%	98%	58%	68%	0%	0%	63%
MCE-218	Spring	2016	110	Classroom	General Assign	66%	94%	66%	50%	0%	0%	55%
MCE-218	Summer	2016	110	Classroom	General Assign	48%	51%	48%	51%	0%	0%	40%
MCE-219	Summer	2015	110	Classroom	General Assign	70%	70%	70%	70%	0%	0%	56%
MCE-219	Fall	2015	110	Classroom	General Assign	141%	109%	110%	109%	0%	0%	94%
MCE-219	Spring	2016	110	Classroom	General Assign	104%	106%	64%	106%	0%	0%	76%
MCE-219	Summer	2016	110	Classroom	General Assign	85%	85%	85%	85%	0%	0%	68%
MCE-220	Summer	2015	110	Classroom	General Assign	72%	72%	72%	72%	0%	0%	58%
MCE-220	Fall	2015	110	Classroom	General Assign	99%	131%	100%	100%	0%	0%	86%
MCE-220	Spring	2016	110	Classroom	General Assign	133%	72%	99%	72%	0%	0%	75%
MCE-220	Summer	2016	110	Classroom	General Assign	88%	88%	88%	88%	0%	0%	71%
MCE-222	Summer	2015	110	Classroom	General Assign	89%	89%	89%	89%	0%	0%	71%
MCE-222	Fall	2015	110	Classroom	General Assign	37%	39%	45%	39%	0%	0%	32%
MCE-222	Spring	2016	110	Classroom	General Assign	90%	39%	82%	39%	0%	0%	50%
MCE-222	Summer	2016	110	Classroom	General Assign	26%	26%	26%	26%	0%	0%	21%
MCE-223	Summer	2015	210	Class Lab	Anthropology	20%	20%	20%	20%	0%	0%	16%
MCE-223	Fall	2015	210	Class Lab	Anthropology	38%	57%	38%	91%	0%	0%	45%
MCE-223	Spring	2016	210	Class Lab	Anthropology	83%	32%	90%	20%	0%	0%	45%
MCE-225	Fall	2015	210	Class Lab	Anthropology	41%	71%	30%	36%	0%	0%	36%
MCE-225	Spring	2016	210	Class Lab	Anthropology	18%	73%	33%	0%	0%	0%	25%
MCE-226	Summer	2015	110	Classroom	General Assign	30%	30%	30%	30%	0%	0%	24%
MCE-226	Fall	2015	110	Classroom	General Assign	83%	58%	89%	58%	0%	0%	58%
MCE-226	Spring	2016	110	Classroom	General Assign	28%	66%	41%	66%	0%	0%	40%
MCE-226	Summer	2016	110	Classroom	General Assign	15%	15%	15%	15%	0%	0%	12%
MCE-227	Summer	2015	110	Classroom	General Assign	143%	184%	143%	184%	0%	0%	131%
MCE-227	Fall	2015	110	Classroom	General Assign	60%	55%	30%	55%	0%	0%	40%
MCE-227	Spring	2016	110	Classroom	General Assign	55%	69%	55%	69%	0%	0%	50%
MCE-227	Summer	2016	110	Classroom	General Assign	116%	123%	116%	123%	0%	0%	96%
MCE-229	Summer	2015	110	Classroom	General Assign	122%	69%	122%	69%	0%	0%	76%
MCE-229	Fall	2015	110	Classroom	General Assign	87%	117%	87%	117%	0%	0%	82%
MCE-229	Spring	2016	110	Classroom	General Assign	95%	89%	95%	89%	0%	0%	74%



# Ventura College Room State Utilization Report

Room	Term	Year	Room Use		Mon	Tues	Wed	Thur	Fri	Sat	Week	
MCE-229	Summer	2016	110	Classroom	General Assign	91%	52%	91%	52%	0%	0%	57%
MCE-230	Summer	2015	110	Classroom	General Assign	36%	36%	36%	36%	0%	0%	29%
MCE-230	Fall	2015	110	Classroom	General Assign	73%	46%	43%	0%	0%	0%	32%
MCE-230	Spring	2016	110	Classroom	General Assign	100%	67%	100%	67%	0%	0%	67%
MCE-230	Summer	2016	110	Classroom	General Assign	23%	21%	23%	21%	0%	0%	17%
MCE-334	Summer	2015	110	Classroom	General Assign	0%	57%	0%	57%	0%	0%	23%
MCE-334	Fall	2015	110	Classroom	General Assign	70%	51%	83%	51%	0%	0%	51%
MCE-334	Spring	2016	110	Classroom	General Assign	59%	42%	96%	42%	0%	0%	48%
MCE-334	Summer	2016	110	Classroom	General Assign	30%	64%	30%	64%	0%	0%	37%
MCE-335	Fall	2015	110	Classroom	General Assign	102%	86%	102%	86%	0%	0%	75%
MCE-335	Spring	2016	110	Classroom	General Assign	161%	88%	161%	88%	0%	0%	100%
MCE-336	Fall	2015	110	Classroom	General Assign	41%	51%	60%	51%	0%	0%	40%
MCE-336	Spring	2016	110	Classroom	General Assign	66%	28%	74%	28%	0%	0%	39%
MCE-340	Fall	2015	210	Class Lab	Health Occupat	54%	54%	54%	54%	0%	0%	43%
MCE-340	Spring	2016	210	Class Lab	Health Occupat	62%	62%	62%	62%	0%	0%	50%
MCE-341	Summer	2015	110	Classroom	General Assign	13%	13%	13%	13%	0%	0%	11%
MCE-341	Fall	2015	110	Classroom	General Assign	77%	94%	77%	94%	0%	0%	69%
MCE-341	Spring	2016	110	Classroom	General Assign	54%	59%	54%	87%	0%	0%	51%
MCE-341	Summer	2016	110	Classroom	General Assign	29%	29%	29%	29%	0%	0%	24%
MCE-342	Summer	2015	110	Classroom	General Assign	0%	54%	0%	54%	0%	0%	21%
MCE-342	Fall	2015	110	Classroom	General Assign	117%	55%	117%	95%	0%	0%	77%
MCE-342	Spring	2016	110	Classroom	General Assign	75%	48%	54%	88%	0%	0%	53%
MCE-342	Summer	2016	110	Classroom	General Assign	0%	46%	0%	46%	0%	0%	19%
MCE-343	Fall	2015	110	Classroom	General Assign	71%	136%	71%	44%	0%	0%	64%
MCE-343	Spring	2016	110	Classroom	General Assign	70%	57%	35%	57%	0%	0%	44%
MCE-344	Summer	2015	110	Classroom	General Assign	36%	74%	36%	74%	0%	0%	44%
MCE-344	Fall	2015	110	Classroom	General Assign	107%	118%	107%	121%	0%	0%	91%
MCE-344	Spring	2016	110	Classroom	General Assign	110%	111%	146%	137%	0%	0%	101%
MCE-344	Summer	2016	110	Classroom	General Assign	44%	87%	44%	87%	0%	0%	52%
MCE-347	Summer	2015	110	Classroom	General Assign	60%	60%	60%	60%	0%	0%	48%
MCE-347	Fall	2015	110	Classroom	General Assign	79%	92%	102%	64%	0%	0%	67%
MCE-347	Spring	2016	110	Classroom	General Assign	108%	90%	103%	108%	0%	0%	82%
MCE-347	Summer	2016	110	Classroom	General Assign	33%	33%	33%	33%	0%	0%	26%
MCW-101	Fall	2015	110	Classroom	General Assign	30%	30%	30%	30%	0%	0%	24%
MCW-101	Spring	2016	110	Classroom	General Assign	28%	25%	28%	25%	0%	0%	21%
MCW-102	Summer	2015	110	Classroom	General Assign	31%	31%	31%	31%	0%	0%	25%
MCW-102	Fall	2015	110	Classroom	General Assign	51%	72%	51%	72%	0%	0%	49%
MCW-102	Spring	2016	110	Classroom	General Assign	40%	46%	40%	46%	0%	0%	35%
MCW-102	Summer	2016	110	Classroom	General Assign	22%	22%	22%	22%	0%	0%	18%
MCW-103	Summer	2015	110	Classroom	General Assign	50%	50%	50%	50%	0%	0%	40%
MCW-103	Fall	2015	110	Classroom	General Assign	84%	96%	95%	82%	22%	0%	76%
MCW-103	Spring	2016	110	Classroom	General Assign	49%	44%	64%	60%	19%	0%	47%
MCW-103	Summer	2016	110	Classroom	General Assign	33%	33%	33%	33%	0%	0%	26%
MCW-110	Fall	2015	110	Classroom	General Assign	72%	72%	72%	72%	0%	0%	57%
MCW-110	Spring	2016	110	Classroom	General Assign	52%	64%	52%	64%	0%	0%	47%
MCW-110	Summer	2016	110	Classroom	General Assign	41%	72%	41%	72%	0%	0%	45%
MCW-113	Summer	2015	110	Classroom	General Assign	55%	92%	55%	92%	0%	0%	59%
MCW-113	Fall	2015	110	Classroom	General Assign	32%	46%	39%	46%	0%	0%	33%
MCW-113	Spring	2016	110	Classroom	General Assign	55%	50%	55%	50%	0%	0%	42%
MCW-113	Summer	2016	110	Classroom	General Assign	30%	30%	30%	30%	0%	0%	24%
MCW-201	Summer	2015	110	Classroom	General Assign	57%	69%	57%	69%	0%	0%	50%
MCW-201	Fall	2015	110	Classroom	General Assign	50%	51%	56%	66%	0%	0%	44%

# Ventura College Room State Utilization Report

Room	Term	Year	Room Use			Mon	Tues	Wed	Thur	Fri	Sat	Week
MCW-201	Spring	2016	110	Classroom	General Assign	83%	50%	70%	15%	0%	0%	44%
MCW-201	Summer	2016	110	Classroom	General Assign	35%	35%	35%	35%	0%	0%	28%
MCW-203	Summer	2015	110	Classroom	General Assign	60%	60%	60%	60%	0%	0%	48%
MCW-203	Fall	2015	110	Classroom	General Assign	121%	60%	79%	60%	0%	0%	64%
MCW-203	Spring	2016	110	Classroom	General Assign	120%	79%	120%	95%	0%	0%	83%
MCW-203	Summer	2016	110	Classroom	General Assign	38%	38%	38%	38%	0%	0%	30%
MCW-205	Summer	2015	110	Classroom	General Assign	54%	100%	54%	100%	0%	0%	62%
MCW-205	Fall	2015	110	Classroom	General Assign	79%	102%	71%	124%	0%	0%	75%
MCW-205	Spring	2016	110	Classroom	General Assign	93%	91%	91%	82%	0%	11%	73%
MCW-205	Summer	2016	110	Classroom	General Assign	47%	47%	47%	47%	0%	0%	38%
MCW-208	Fall	2015	110	Classroom	General Assign	0%	0%	30%	0%	0%	0%	6%
MCW-208	Spring	2016	110	Classroom	General Assign	11%	54%	0%	63%	0%	0%	25%
MCW-210	Summer	2015	110	Classroom	General Assign	123%	121%	123%	121%	0%	0%	97%
MCW-210	Fall	2015	110	Classroom	General Assign	68%	149%	68%	145%	0%	0%	86%
MCW-210	Spring	2016	110	Classroom	General Assign	124%	142%	118%	92%	0%	0%	95%
MCW-210	Summer	2016	110	Classroom	General Assign	162%	162%	162%	162%	0%	0%	130%
MCW-211	Fall	2015	110	Classroom	General Assign	100%	133%	100%	131%	0%	0%	93%
MCW-211	Spring	2016	110	Classroom	General Assign	109%	90%	109%	90%	0%	0%	80%
MCW-211	Summer	2016	110	Classroom	General Assign	8%	8%	8%	8%	0%	0%	6%
MCW-212	Fall	2015	110	Classroom	General Assign	65%	68%	0%	0%	0%	0%	27%
MCW-212	Spring	2016	110	Classroom	General Assign	21%	43%	21%	110%	0%	0%	39%
MCW-212	Summer	2016	110	Classroom	General Assign	0%	23%	0%	23%	0%	0%	9%
MCW-213	Summer	2015	110	Classroom	General Assign	22%	22%	22%	22%	0%	0%	18%
MCW-213	Fall	2015	110	Classroom	General Assign	20%	41%	40%	63%	0%	0%	33%
MCW-213	Spring	2016	110	Classroom	General Assign	122%	75%	150%	91%	0%	0%	88%
MCW-213	Summer	2016	110	Classroom	General Assign	6%	6%	6%	6%	0%	0%	5%
MCW-214	Summer	2015	110	Classroom	General Assign	77%	98%	77%	98%	0%	0%	70%
MCW-214	Fall	2015	110	Classroom	General Assign	124%	102%	124%	102%	0%	0%	90%
MCW-214	Spring	2016	110	Classroom	General Assign	98%	81%	98%	81%	0%	0%	71%
MCW-214	Summer	2016	110	Classroom	General Assign	19%	111%	19%	111%	0%	0%	52%
MCW-215	Summer	2015	110	Classroom	General Assign	44%	44%	44%	44%	0%	0%	35%
MCW-215	Fall	2015	110	Classroom	General Assign	89%	74%	89%	74%	0%	0%	65%
MCW-215	Spring	2016	110	Classroom	General Assign	141%	79%	102%	79%	0%	0%	80%
MCW-215	Summer	2016	110	Classroom	General Assign	32%	32%	32%	32%	0%	0%	26%
MCW-216	Summer	2015	110	Classroom	General Assign	37%	37%	37%	37%	0%	0%	30%
MCW-216	Fall	2015	110	Classroom	General Assign	116%	89%	116%	41%	0%	0%	72%
MCW-216	Spring	2016	110	Classroom	General Assign	93%	42%	122%	67%	0%	0%	65%
PAC-116	Summer	2015	210	Class Lab	Music	16%	16%	16%	16%	0%	0%	12%
PAC-116	Fall	2015	210	Class Lab	Music	45%	38%	25%	38%	0%	0%	29%
PAC-116	Spring	2016	210	Class Lab	Music	27%	77%	27%	77%	0%	0%	42%
PAC-116	Summer	2016	210	Class Lab	Music	4%	4%	4%	4%	0%	0%	3%
PAC-117	Summer	2015	110	Classroom	General Assign	15%	15%	15%	15%	0%	0%	12%
PAC-117	Fall	2015	110	Classroom	General Assign	24%	39%	24%	39%	0%	0%	25%
PAC-117	Spring	2016	110	Classroom	General Assign	19%	22%	19%	22%	0%	0%	16%
PAC-119	Fall	2015	610	Assembly	Dramatic Arts	5%	18%	5%	18%	0%	0%	9%
PAC-119	Spring	2016	610	Assembly	Dramatic Arts	6%	15%	6%	15%	0%	0%	8%
PAC-119	Summer	2016	610	Assembly	Dramatic Arts	3%	13%	3%	13%	0%	0%	6%
PAC-139	Summer	2015	610	Assembly	Music	0%	21%	0%	21%	0%	0%	9%
PAC-139	Fall	2015	610	Assembly	Music	29%	28%	29%	20%	0%	0%	21%
PAC-139	Spring	2016	610	Assembly	Music	26%	45%	25%	37%	0%	7%	28%
PAC-139	Summer	2016	610	Assembly	Music	3%	3%	3%	3%	0%	0%	3%
PAC-211	Fall	2015	110	Classroom	Dramatic Arts	9%	27%	9%	27%	0%	0%	14%

# Ventura College Room State Utilization Report

Room	Term	Year	Room Use		Mon	Tues	Wed	Thur	Fri	Sat	Week	
PAC-211	Spring	2016	110	Classroom	Dramatic Arts	49%	52%	49%	52%	0%	0%	40%
PAC-224	Fall	2015	210	Class Lab	Fashion	0%	8%	0%	8%	0%	0%	3%
PAC-224	Spring	2016	210	Class Lab	Fashion	0%	48%	0%	48%	0%	0%	19%
PAC-224	Summer	2016	210	Class Lab	Fashion	14%	14%	14%	14%	0%	0%	11%
PAC-11	Summer	2015	210	Class Lab	Music	42%	42%	42%	42%	0%	0%	34%
PAC-11	Fall	2015	210	Class Lab	Music	31%	45%	62%	45%	0%	0%	37%
PAC-11	Spring	2016	210	Class Lab	Music	44%	46%	84%	46%	0%	0%	44%
PAC-11	Summer	2016	210	Class Lab	Music	40%	40%	40%	40%	0%	0%	32%
PAC-15	Fall	2015	250	Non-Class	Dramatic Arts	0%	32%	0%	32%	0%	0%	13%
PAC-15	Spring	2016	250	Non-Class	Dramatic Arts	0%	28%	0%	28%	0%	0%	11%
SCI-101	Fall	2015	210	Class Lab	Engineering, Ge	0%	0%	0%	27%	0%	0%	5%
SCI-106	Fall	2015	210	Class Lab	Architecture an	52%	19%	81%	19%	0%	0%	34%
SCI-106	Spring	2016	210	Class Lab	Architecture an	62%	19%	89%	19%	0%	0%	38%
SCI-107	Summer	2015	210	Class Lab	Architecture an	62%	62%	62%	62%	0%	0%	50%
SCI-107	Fall	2015	210	Class Lab	Architecture an	96%	87%	96%	87%	0%	0%	73%
SCI-107	Spring	2016	210	Class Lab	Architecture an	60%	155%	60%	155%	0%	0%	86%
SCI-107	Summer	2016	210	Class Lab	Architecture an	47%	47%	47%	47%	0%	0%	38%
SCI-113	Summer	2015	210	Class Lab	Geology	109%	109%	109%	109%	0%	0%	87%
SCI-113	Fall	2015	210	Class Lab	Geology	104%	90%	104%	90%	0%	0%	78%
SCI-113	Spring	2016	210	Class Lab	Geology	85%	110%	85%	110%	0%	0%	78%
SCI-113	Summer	2016	210	Class Lab	Geology	48%	48%	48%	48%	0%	0%	38%
SCI-114	Fall	2015	210	Class Lab	Physics, Genera	0%	30%	44%	34%	0%	0%	22%
SCI-114	Spring	2016	210	Class Lab	Physics, Genera	41%	37%	32%	0%	0%	0%	22%
SCI-116	Summer	2015	110	Classroom	General Assign	28%	54%	54%	54%	0%	0%	38%
SCI-116	Fall	2015	110	Classroom	General Assign	74%	95%	74%	95%	0%	0%	67%
SCI-116	Spring	2016	110	Classroom	General Assign	96%	159%	96%	126%	0%	0%	95%
SCI-116	Summer	2016	110	Classroom	General Assign	28%	62%	62%	62%	0%	0%	43%
SCI-118	Summer	2015	210	Class Lab	Physics, Genera	83%	83%	83%	83%	0%	0%	66%
SCI-118	Fall	2015	210	Class Lab	Physics, Genera	48%	110%	44%	71%	0%	0%	55%
SCI-118	Spring	2016	210	Class Lab	Physics, Genera	97%	115%	67%	138%	0%	0%	83%
SCI-118	Summer	2016	210	Class Lab	Physics, Genera	41%	70%	41%	70%	0%	0%	44%
SCI-119	Fall	2015	210	Class Lab	Geology	67%	54%	67%	54%	0%	0%	48%
SCI-119	Spring	2016	210	Class Lab	Geology	81%	35%	81%	35%	0%	0%	46%
SCI-211	Summer	2015	210	Class Lab	Chemistry, Gen	116%	116%	116%	116%	0%	0%	92%
SCI-211	Fall	2015	210	Class Lab	Chemistry, Gen	122%	188%	122%	188%	0%	0%	124%
SCI-211	Spring	2016	210	Class Lab	Chemistry, Gen	117%	119%	117%	119%	0%	0%	94%
SCI-211	Summer	2016	210	Class Lab	Chemistry, Gen	113%	113%	113%	113%	0%	0%	91%
SCI-213	Summer	2015	210	Class Lab	Chemistry, Gen	78%	59%	78%	59%	0%	0%	55%
SCI-213	Fall	2015	210	Class Lab	Chemistry, Gen	138%	131%	127%	173%	0%	0%	114%
SCI-213	Spring	2016	210	Class Lab	Chemistry, Gen	161%	149%	150%	97%	0%	0%	111%
SCI-213	Summer	2016	210	Class Lab	Chemistry, Gen	24%	33%	24%	33%	0%	0%	23%
SCI-216	Fall	2015	210	Class Lab	Chemistry, Gen	44%	92%	44%	92%	0%	0%	54%
SCI-216	Spring	2016	210	Class Lab	Chemistry, Gen	39%	76%	39%	76%	0%	0%	46%
SCI-218	Summer	2015	215	Class Lab S	Chemistry, Gen	130%	130%	130%	130%	0%	0%	104%
SCI-218	Fall	2015	215	Class Lab S	Chemistry, Gen	83%	142%	83%	142%	0%	0%	90%
SCI-218	Spring	2016	215	Class Lab S	Chemistry, Gen	134%	129%	134%	129%	0%	0%	105%
SCI-218	Summer	2016	215	Class Lab S	Chemistry, Gen	101%	101%	101%	101%	0%	0%	81%
SCI-221	Summer	2015	110	Classroom	General Assign	42%	42%	42%	42%	0%	0%	33%
SCI-221	Fall	2015	110	Classroom	General Assign	59%	68%	59%	68%	0%	0%	51%
SCI-221	Spring	2016	110	Classroom	General Assign	72%	47%	72%	47%	0%	0%	48%
SCI-221	Summer	2016	110	Classroom	General Assign	55%	55%	55%	55%	0%	0%	44%
SCI-222	Summer	2015	110	Classroom	General Assign	143%	143%	143%	143%	0%	0%	114%

# Ventura College Room State Utilization Report

Room	Term	Year	Room Use			Mon	Tues	Wed	Thur	Fri	Sat	Week
SCI-222	Fall	2015	110	Classroom	General Assign	70%	138%	70%	124%	0%	0%	81%
SCI-222	Spring	2016	110	Classroom	General Assign	68%	108%	68%	108%	0%	0%	71%
SCI-222	Summer	2016	110	Classroom	General Assign	25%	25%	25%	25%	0%	0%	20%
SCI-228	Summer	2015	110	Classroom	Information Te	32%	32%	32%	32%	0%	0%	25%
SCI-228	Fall	2015	110	Classroom	Information Te	254%	348%	254%	348%	0%	0%	240%
SCI-228	Spring	2016	110	Classroom	Information Te	218%	247%	218%	247%	0%	0%	186%
SCI-228	Summer	2016	110	Classroom	Information Te	37%	37%	37%	37%	0%	0%	30%
SCI-229	Summer	2015	110	Classroom	Mathematics, G	52%	52%	52%	52%	0%	0%	42%
SCI-229	Fall	2015	110	Classroom	Mathematics, G	182%	174%	182%	174%	0%	0%	142%
SCI-229	Spring	2016	110	Classroom	Mathematics, G	65%	96%	65%	96%	32%	0%	70%
SCI-229	Summer	2016	110	Classroom	Mathematics, G	50%	50%	50%	50%	0%	0%	40%
SCI-230	Summer	2015	210	Class Lab	Information Te	104%	104%	104%	104%	0%	0%	83%
SCI-230	Fall	2015	210	Class Lab	Information Te	70%	66%	70%	106%	0%	0%	63%
SCI-230	Spring	2016	210	Class Lab	Information Te	133%	137%	133%	137%	0%	0%	108%
SCI-230	Summer	2016	210	Class Lab	Information Te	54%	54%	54%	54%	0%	0%	43%
SCI-311	Summer	2015	210	Class Lab	Biology, Genera	0%	0%	0%	0%	0%	0%	0%
SCI-311	Fall	2015	210	Class Lab	Biology, Genera	0%	0%	0%	0%	0%	0%	0%
SCI-311	Spring	2016	210	Class Lab	Biology, Genera	0%	0%	0%	0%	0%	0%	0%
SCI-311	Summer	2016	210	Class Lab	Biology, Genera	0%	0%	0%	0%	0%	0%	0%
SCI-313	Summer	2015	110	Classroom	Biology, Genera	30%	75%	75%	75%	0%	0%	51%
SCI-313	Fall	2015	110	Classroom	Biology, Genera	75%	118%	62%	111%	0%	0%	73%
SCI-313	Spring	2016	110	Classroom	Biology, Genera	74%	77%	52%	77%	0%	0%	56%
SCI-313	Summer	2016	110	Classroom	Biology, Genera	0%	48%	48%	48%	0%	0%	29%
SCI-316	Fall	2015	210	Class Lab	Biology, Genera	0%	0%	0%	32%	0%	0%	6%
SCI-316	Spring	2016	210	Class Lab	Biology, Genera	0%	41%	0%	0%	53%	0%	19%
SCI-318	Summer	2015	210	Class Lab	Biology, Genera	0%	0%	0%	0%	0%	0%	0%
SCI-318	Fall	2015	210	Class Lab	Biology, Genera	53%	0%	0%	0%	0%	0%	11%
SCI-318	Spring	2016	210	Class Lab	Biology, Genera	0%	0%	0%	0%	0%	0%	0%
SCI-318	Summer	2016	210	Class Lab	Biology, Genera	0%	0%	0%	0%	0%	0%	0%
SCI-350	Summer	2015	110	Classroom	Mathematics, G	110%	110%	110%	110%	0%	0%	88%
SCI-350	Fall	2015	110	Classroom	Mathematics, G	118%	171%	118%	126%	33%	0%	113%
SCI-350	Spring	2016	110	Classroom	Mathematics, G	90%	55%	90%	55%	0%	0%	58%
SCI-350	Summer	2016	110	Classroom	Mathematics, G	108%	108%	108%	108%	0%	0%	86%
SCI-351	Summer	2015	110	Classroom	Mathematics, G	133%	133%	133%	133%	0%	0%	106%
SCI-351	Fall	2015	110	Classroom	Mathematics, G	78%	97%	78%	97%	0%	0%	70%
SCI-351	Spring	2016	110	Classroom	Mathematics, G	126%	107%	126%	107%	0%	0%	93%
SCI-351	Summer	2016	110	Classroom	Mathematics, G	137%	137%	137%	137%	0%	0%	110%
SCI-352	Summer	2015	110	Classroom	Mathematics, G	55%	55%	55%	55%	0%	0%	44%
SCI-352	Fall	2015	110	Classroom	Mathematics, G	119%	132%	119%	132%	0%	0%	101%
SCI-352	Spring	2016	110	Classroom	Mathematics, G	52%	121%	52%	121%	0%	0%	69%
SCI-352	Summer	2016	110	Classroom	Mathematics, G	37%	37%	37%	37%	0%	0%	30%
SCI-353	Summer	2015	110	Classroom	Mathematics, G	97%	97%	97%	97%	0%	0%	77%
SCI-353	Fall	2015	110	Classroom	Mathematics, G	111%	147%	111%	147%	25%	0%	108%
SCI-353	Spring	2016	110	Classroom	Mathematics, G	128%	119%	128%	119%	0%	0%	99%
SCI-353	Summer	2016	110	Classroom	Mathematics, G	52%	52%	52%	52%	0%	0%	42%
SCI-354	Summer	2015	110	Classroom	General Assign	94%	94%	94%	94%	0%	0%	75%
SCI-354	Fall	2015	110	Classroom	General Assign	122%	117%	150%	117%	0%	0%	101%
SCI-354	Spring	2016	110	Classroom	General Assign	112%	117%	112%	93%	0%	0%	87%
SCI-354	Summer	2016	110	Classroom	General Assign	63%	63%	63%	63%	0%	0%	50%
TR-12	Fall	2015	110	Classroom	General Assign	64%	64%	33%	64%	0%	0%	45%
TR-12	Spring	2016	110	Classroom	General Assign	62%	60%	62%	60%	0%	0%	49%
TR-13	Summer	2015	110	Classroom	General Assign	21%	21%	21%	21%	0%	0%	17%

# Ventura College Room State Utilization Report

Room	Term	Year	Room Use			Mon	Tues	Wed	Thur	Fri	Sat	Week
TR-13	Fall	2015	110	Classroom	General Assign	34%	36%	42%	24%	29%	0%	33%
TR-13	Spring	2016	110	Classroom	General Assign	22%	66%	36%	58%	0%	0%	36%
TR-13	Summer	2016	110	Classroom	General Assign	60%	29%	60%	29%	0%	0%	36%
TR-14	Summer	2015	110	Classroom	General Assign	49%	0%	49%	0%	0%	0%	19%
TR-14	Fall	2015	110	Classroom	General Assign	40%	58%	40%	43%	27%	0%	42%
TR-14	Spring	2016	110	Classroom	General Assign	15%	22%	37%	22%	0%	0%	19%
TR-14	Summer	2016	110	Classroom	General Assign	45%	45%	45%	45%	0%	0%	36%
TR-15	Fall	2015	110	Classroom	General Assign	92%	87%	62%	55%	0%	0%	59%
TR-15	Spring	2016	110	Classroom	General Assign	38%	111%	103%	112%	0%	0%	73%
TR-15	Summer	2016	110	Classroom	General Assign	52%	52%	52%	52%	0%	0%	42%
VCSP-1	Summer	2015	110	Classroom	General Assign	0%	42%	0%	42%	0%	0%	17%
VCSP-1	Fall	2015	110	Classroom	General Assign	0%	23%	39%	27%	0%	0%	18%
VCSP-1	Spring	2016	110	Classroom	General Assign	28%	23%	35%	66%	0%	0%	30%
VCSP-1	Summer	2016	110	Classroom	General Assign	21%	21%	11%	21%	0%	0%	15%
VCSP-2	Summer	2015	210	Class Lab	General Studies	0%	33%	0%	33%	0%	0%	13%
VCSP-2	Fall	2015	210	Class Lab	General Studies	56%	40%	28%	0%	0%	0%	25%
VCSP-2	Spring	2016	210	Class Lab	General Studies	0%	57%	32%	23%	0%	0%	22%
VCSP-2	Summer	2016	210	Class Lab	General Studies	17%	17%	7%	17%	0%	0%	12%
VCSP-3	Summer	2015	110	Classroom	General Assign	0%	68%	0%	68%	0%	0%	27%
VCSP-3	Fall	2015	110	Classroom	General Assign	63%	8%	29%	48%	0%	0%	30%
VCSP-3	Spring	2016	110	Classroom	General Assign	27%	46%	27%	0%	0%	0%	20%
VCSP-3	Summer	2016	110	Classroom	General Assign	20%	27%	7%	27%	0%	0%	16%
VCSP-4	Fall	2015	110	Classroom	General Assign	31%	48%	31%	48%	0%	0%	32%
VCSP-4	Spring	2016	110	Classroom	General Assign	27%	27%	27%	27%	0%	0%	22%
VCSP-4	Summer	2016	110	Classroom	General Assign	4%	4%	0%	4%	0%	0%	2%
VCSP-5	Summer	2015	110	Classroom	General Assign	0%	75%	0%	75%	0%	0%	30%
VCSP-5	Fall	2015	110	Classroom	General Assign	0%	45%	37%	61%	0%	0%	29%
VCSP-5	Spring	2016	110	Classroom	General Assign	28%	20%	14%	44%	0%	0%	21%
VCSP-5	Summer	2016	110	Classroom	General Assign	46%	46%	0%	46%	0%	0%	28%
VCSP-6	Summer	2015	220	Spec Class	Health Occupat	0%	39%	0%	39%	0%	0%	16%
VCSP-6	Fall	2015	220	Spec Class	Health Occupat	41%	30%	41%	30%	0%	0%	28%
VCSP-6	Spring	2016	220	Spec Class	Health Occupat	33%	26%	33%	26%	0%	0%	23%
VCSP-6	Summer	2016	220	Spec Class	Health Occupat	8%	8%	8%	8%	0%	0%	7%