

| | | | | |
|----------------------------|-----------|----------------------|--------------|----------------------------------|
| Utilization % Color Codes: | Red < 25% | Blue < 50% | Green < 90% | Gold >= 90% |
| Capacity: | 40 | Students (Banner) | Description: | Athletic Event Center |
| Stations: | 40 | Students (Fusion) | Division: | 11 |
| Max Student Hrs: | 2,800 | Capacity * 70 Hrs/Wk | Room Use: | 220 Athletics/Physical Education |
| Use Factor: | 53 | Hrs/Week | Size: | 1,575 Sq. Feet |
| Occ Factor: | 27 | Students/Hr | TOP Code: | 083500 |
| State Benchmark: | 1,413 | Student Hours/Wk | TOP Title: | Physical Education |

Number of Students by Time and Day

| Time | Mon | Tues | Wed | Thur | Fri | Sat | Week |
|-------------------------------|-----|------|-----|------|-----|-----|------|
| 0700 | 0 | 0 | 0 | 0 | 0 | 0 | 0 |
| 0730 | 0 | 0 | 0 | 0 | 0 | 0 | 0 |
| 0800 | 0 | 0 | 0 | 0 | 0 | 0 | 0 |
| 0830 | 0 | 0 | 0 | 0 | 0 | 0 | 0 |
| 0900 | 0 | 15 | 0 | 15 | 0 | 0 | 30 |
| 0930 | 0 | 15 | 0 | 15 | 0 | 0 | 30 |
| 1000 | 0 | 15 | 0 | 15 | 18 | 0 | 48 |
| 1030 | 0 | 15 | 0 | 15 | 18 | 0 | 48 |
| 1100 | 0 | 0 | 0 | 0 | 18 | 0 | 18 |
| 1130 | 0 | 0 | 0 | 0 | 18 | 0 | 18 |
| 1200 | 0 | 0 | 0 | 0 | 18 | 0 | 18 |
| 1230 | 0 | 0 | 0 | 0 | 18 | 0 | 18 |
| 1300 | 0 | 0 | 0 | 0 | 18 | 0 | 18 |
| 1330 | 39 | 0 | 39 | 0 | 0 | 0 | 78 |
| 1400 | 39 | 0 | 39 | 0 | 0 | 0 | 78 |
| 1430 | 39 | 0 | 39 | 0 | 0 | 0 | 78 |
| 1500 | 0 | 0 | 0 | 0 | 0 | 0 | 0 |
| 1530 | 0 | 0 | 0 | 0 | 0 | 0 | 0 |
| 1600 | 0 | 16 | 0 | 16 | 0 | 0 | 32 |
| 1630 | 0 | 16 | 0 | 16 | 0 | 0 | 32 |
| 1700 | 0 | 16 | 0 | 16 | 0 | 0 | 32 |
| 1730 | 0 | 16 | 0 | 16 | 0 | 0 | 32 |
| 1800 | 16 | 0 | 16 | 0 | 0 | 0 | 32 |
| 1830 | 16 | 0 | 16 | 0 | 0 | 0 | 32 |
| 1900 | 16 | 0 | 16 | 0 | 0 | 0 | 32 |
| 1930 | 16 | 0 | 16 | 0 | 0 | 0 | 32 |
| 2000 | 0 | 0 | 0 | 0 | 0 | 0 | 0 |
| 2030 | 0 | 0 | 0 | 0 | 0 | 0 | 0 |
| 2100 | 0 | 0 | 0 | 0 | 0 | 0 | 0 |
| 2130 | 0 | 0 | 0 | 0 | 0 | 0 | 0 |
| Total Student Seat 1/2 Hours: | 181 | 124 | 181 | 124 | 126 | 0 | 736 |
| Total Student Seat Hours: | 91 | 62 | 91 | 62 | 63 | 0 | 368 |
| % Max Student Hrs: | 16% | 11% | 16% | 11% | 11% | 0% | 13% |
| % State Benchmark: | 32% | 22% | 32% | 22% | 22% | 0% | 26% |

| CRN | Course | Enroll | Dates | Days | BTime | ETime | Instructor | Hrs | Type |
|-------|-----------|--------|-------|------|-------|-------|------------|-----|------|
| 31854 | DANC V29A | 15 | 1/6 | 5/19 | T R | 0900 | 1050 | 4 | WC |
| 31170 | DANC V27 | 18 | 1/6 | 5/19 | F | 1000 | 1315 | 4 | WC |
| 30273 | PHIL V09 | 39 | 1/6 | 5/19 | M W | 1330 | 1445 | 3 | WC |
| 32460 | DANC V13C | 2 | 1/6 | 5/19 | T R | 1600 | 1750 | 4 | WC |
| 31693 | DANC V13B | 14 | 1/6 | 5/19 | T R | 1600 | 1750 | 4 | WC |
| 32446 | DANC V29D | 1 | 1/6 | 5/19 | M W | 1800 | 1950 | 4 | WC |
| 32442 | DANC V29C | 4 | 1/6 | 5/19 | M W | 1800 | 1950 | 4 | WC |
| 31856 | DANC V29B | 11 | 1/6 | 5/19 | M W | 1800 | 1950 | 4 | WC |

| | | | | |
|----------------------------|-----------|----------------------|--------------|----------------------------------|
| Utilization % Color Codes: | Red < 25% | Blue < 50% | Green < 90% | Gold >= 90% |
| Capacity: | 40 | Students (Banner) | Description: | Athletic Event Center |
| Stations: | 40 | Students (Fusion) | Division: | 11 |
| Max Student Hrs: | 2,800 | Capacity * 70 Hrs/Wk | Room Use: | 220 Athletics/Physical Education |
| Use Factor: | 53 | Hrs/Week | Size: | 1,575 Sq. Feet |
| Occ Factor: | 27 | Students/Hr | TOP Code: | 083500 |
| State Benchmark: | 1,413 | Student Hours/Wk | TOP Title: | Physical Education |

Number of Students by Time and Day

| Time | Mon | Tues | Wed | Thur | Fri | Sat | Week |
|-------------------------------|-----|------|-----|------|-----|-----|------|
| 0700 | 0 | 0 | 0 | 0 | 0 | 0 | 0 |
| 0730 | 0 | 0 | 0 | 0 | 0 | 0 | 0 |
| 0800 | 0 | 0 | 0 | 0 | 0 | 0 | 0 |
| 0830 | 0 | 0 | 0 | 0 | 0 | 0 | 0 |
| 0900 | 0 | 28 | 0 | 28 | 28 | 0 | 84 |
| 0930 | 0 | 28 | 0 | 28 | 28 | 0 | 84 |
| 1000 | 0 | 28 | 0 | 28 | 28 | 0 | 84 |
| 1030 | 0 | 28 | 0 | 28 | 28 | 0 | 84 |
| 1100 | 0 | 0 | 0 | 0 | 28 | 0 | 28 |
| 1130 | 0 | 0 | 0 | 0 | 28 | 0 | 28 |
| 1200 | 0 | 0 | 0 | 0 | 28 | 0 | 28 |
| 1230 | 0 | 0 | 0 | 0 | 0 | 0 | 0 |
| 1300 | 0 | 0 | 0 | 0 | 0 | 0 | 0 |
| 1330 | 0 | 0 | 0 | 0 | 0 | 0 | 0 |
| 1400 | 0 | 0 | 0 | 0 | 0 | 0 | 0 |
| 1430 | 0 | 0 | 0 | 0 | 0 | 0 | 0 |
| 1500 | 0 | 0 | 0 | 0 | 0 | 0 | 0 |
| 1530 | 0 | 0 | 0 | 0 | 0 | 0 | 0 |
| 1600 | 0 | 25 | 0 | 25 | 0 | 0 | 50 |
| 1630 | 0 | 25 | 0 | 25 | 0 | 0 | 50 |
| 1700 | 0 | 25 | 0 | 25 | 0 | 0 | 50 |
| 1730 | 0 | 25 | 0 | 25 | 0 | 0 | 50 |
| 1800 | 0 | 0 | 0 | 0 | 0 | 0 | 0 |
| 1830 | 0 | 0 | 0 | 0 | 0 | 0 | 0 |
| 1900 | 0 | 0 | 0 | 0 | 0 | 0 | 0 |
| 1930 | 0 | 0 | 0 | 0 | 0 | 0 | 0 |
| 2000 | 0 | 0 | 0 | 0 | 0 | 0 | 0 |
| 2030 | 0 | 0 | 0 | 0 | 0 | 0 | 0 |
| 2100 | 0 | 0 | 0 | 0 | 0 | 0 | 0 |
| 2130 | 0 | 0 | 0 | 0 | 0 | 0 | 0 |
| Total Student Seat 1/2 Hours: | 0 | 212 | 0 | 212 | 196 | 0 | 620 |
| Total Student Seat Hours: | 0 | 106 | 0 | 106 | 98 | 0 | 310 |
| % Max Student Hrs: | 0% | 19% | 0% | 19% | 18% | 0% | 11% |
| % State Benchmark: | 0% | 38% | 0% | 38% | 35% | 0% | 22% |

| CRN | Course | Enroll | Dates | Days | BTime | ETime | Instructor | Hrs | Type |
|-------|-----------|--------|------------|------|-------|-------|---------------------|-----|------|
| 71379 | DANC V27 | 28 | 8/19 12/18 | F | 0900 | 1215 | Pallais, Katiana S. | 4 | WC |
| 71392 | DANC V29A | 28 | 8/19 12/18 | T R | 0900 | 1050 | Chima, Sheila | 4 | WC |
| 71367 | DANC V13A | 25 | 8/19 12/18 | T R | 1600 | 1750 | Dikes, Elinor J. | 4 | WC |

| | | | | |
|----------------------------|-----------|----------------------|--------------|----------------------------------|
| Utilization % Color Codes: | Red < 25% | Blue < 50% | Green < 90% | Gold >= 90% |
| Capacity: | 92 | Students (Banner) | Description: | Athletic Event Center |
| Stations: | 92 | Students (Fusion) | Division: | 11 |
| Max Student Hrs: | 6,440 | Capacity * 70 Hrs/Wk | Room Use: | 220 Athletics/Physical Education |
| Use Factor: | 53 | Hrs/Week | Size: | 1,896 Sq. Feet |
| Occ Factor: | 61 | Students/Hr | TOP Code: | 083500 |
| State Benchmark: | 3,250 | Student Hours/Wk | TOP Title: | Physical Education |

Number of Students by Time and Day

| Time | Mon | Tues | Wed | Thur | Fri | Sat | Week |
|-------------------------------|-----|------|-----|------|-----|-----|------|
| 0700 | 0 | 0 | 0 | 0 | 0 | 0 | 0 |
| 0730 | 0 | 0 | 0 | 0 | 0 | 0 | 0 |
| 0800 | 0 | 0 | 0 | 0 | 0 | 0 | 0 |
| 0830 | 0 | 0 | 0 | 0 | 0 | 0 | 0 |
| 0900 | 21 | 0 | 21 | 0 | 0 | 0 | 42 |
| 0930 | 21 | 0 | 21 | 0 | 0 | 0 | 42 |
| 1000 | 21 | 0 | 21 | 0 | 0 | 0 | 42 |
| 1030 | 21 | 0 | 21 | 0 | 0 | 0 | 42 |
| 1100 | 21 | 14 | 21 | 14 | 0 | 0 | 70 |
| 1130 | 21 | 14 | 21 | 14 | 0 | 0 | 70 |
| 1200 | 21 | 14 | 21 | 14 | 0 | 0 | 70 |
| 1230 | 21 | 14 | 21 | 14 | 0 | 0 | 70 |
| 1300 | 0 | 7 | 0 | 7 | 0 | 0 | 14 |
| 1330 | 0 | 20 | 0 | 20 | 0 | 0 | 40 |
| 1400 | 0 | 20 | 0 | 20 | 0 | 0 | 40 |
| 1430 | 0 | 20 | 0 | 20 | 0 | 0 | 40 |
| 1500 | 0 | 0 | 0 | 0 | 0 | 0 | 0 |
| 1530 | 15 | 0 | 15 | 0 | 0 | 0 | 30 |
| 1600 | 15 | 0 | 15 | 0 | 0 | 0 | 30 |
| 1630 | 15 | 0 | 15 | 0 | 0 | 0 | 30 |
| 1700 | 15 | 0 | 15 | 0 | 0 | 0 | 30 |
| 1730 | 0 | 0 | 0 | 0 | 0 | 0 | 0 |
| 1800 | 0 | 14 | 0 | 14 | 0 | 0 | 28 |
| 1830 | 0 | 14 | 0 | 14 | 0 | 0 | 28 |
| 1900 | 0 | 14 | 0 | 14 | 0 | 0 | 28 |
| 1930 | 0 | 14 | 0 | 14 | 0 | 0 | 28 |
| 2000 | 0 | 0 | 0 | 0 | 0 | 0 | 0 |
| 2030 | 0 | 0 | 0 | 0 | 0 | 0 | 0 |
| 2100 | 0 | 0 | 0 | 0 | 0 | 0 | 0 |
| 2130 | 0 | 0 | 0 | 0 | 0 | 0 | 0 |
| Total Student Seat 1/2 Hours: | 228 | 179 | 228 | 179 | 0 | 0 | 814 |
| Total Student Seat Hours: | 114 | 90 | 114 | 90 | 0 | 0 | 407 |
| % Max Student Hrs: | 9% | 7% | 9% | 7% | 0% | 0% | 6% |
| % State Benchmark: | 18% | 14% | 18% | 14% | 0% | 0% | 13% |

| CRN | Course | Enroll | Dates | Days | BTime | ETime | Instructor | Hrs | Type | |
|-------|-----------|--------|-------|------|-------|-------|------------|-------------------------|------|----|
| 32441 | DANC V15D | 1 | 1/6 | 5/19 | M W | 0900 | 1050 | Yahr, Trevelyn K. | 4 | WC |
| 32440 | DANC V15C | 7 | 1/6 | 5/19 | M W | 0900 | 1050 | Yahr, Trevelyn K. | 4 | WC |
| 31833 | DANC V15B | 13 | 1/6 | 5/19 | M W | 0900 | 1050 | Yahr, Trevelyn K. | 4 | WC |
| 32459 | DANC V10D | 2 | 1/6 | 5/19 | T R | 1100 | 1250 | Guzman Gonzalez, Krenly | 4 | WC |
| 32458 | DANC V10C | 3 | 1/6 | 5/19 | T R | 1100 | 1250 | Guzman Gonzalez, Krenly | 4 | WC |
| 31916 | DANC V10B | 9 | 1/6 | 5/19 | T R | 1100 | 1250 | Guzman Gonzalez, Krenly | 4 | WC |
| 31909 | DANC V10A | 21 | 1/6 | 5/19 | M W | 1100 | 1250 | Guzman Gonzalez, Krenly | 4 | WC |
| 32471 | DANC V50C | 4 | 1/6 | 5/19 | T R | 1300 | 1450 | Guzman Gonzalez, Krenly | 4 | WC |
| 31859 | DANC V50B | 3 | 1/6 | 5/19 | T R | 1300 | 1450 | Guzman Gonzalez, Krenly | 4 | WC |
| 31700 | DANC V14 | 7 | 1/6 | 5/19 | T R | 1330 | 1450 | Guzman Gonzalez, Krenly | 3 | WC |
| 30977 | THA V14 | 6 | 1/6 | 5/19 | T R | 1330 | 1450 | Guzman Gonzalez, Krenly | 3 | WC |
| 32464 | DANC V30C | 3 | 1/6 | 5/19 | M W | 1530 | 1720 | Guzman Gonzalez, Krenly | 4 | PA |
| 32463 | DANC V30B | 7 | 1/6 | 5/19 | M W | 1530 | 1720 | Guzman Gonzalez, Krenly | 4 | PA |
| 31525 | DANC V30A | 5 | 1/6 | 5/19 | M W | 1530 | 1720 | Guzman Gonzalez, Krenly | 4 | PA |
| 31812 | DANC V15A | 14 | 1/6 | 5/19 | T R | 1800 | 1950 | Redlich, Tobi A. | 4 | WC |

| | | | | |
|----------------------------|-----------|----------------------|--------------|----------------------------------|
| Utilization % Color Codes: | Red < 25% | Blue < 50% | Green < 90% | Gold >= 90% |
| Capacity: | 92 | Students (Banner) | Description: | Athletic Event Center |
| Stations: | 92 | Students (Fusion) | Division: | 11 |
| Max Student Hrs: | 6,440 | Capacity * 70 Hrs/Wk | Room Use: | 220 Athletics/Physical Education |
| Use Factor: | 53 | Hrs/Week | Size: | 1,896 Sq. Feet |
| Occ Factor: | 61 | Students/Hr | TOP Code: | 083500 |
| State Benchmark: | 3,250 | Student Hours/Wk | TOP Title: | Physical Education |

Number of Students by Time and Day

| Time | Mon | Tues | Wed | Thur | Fri | Sat | Week |
|-------------------------------|-----|------|-----|------|-----|-----|------|
| 0700 | 0 | 0 | 0 | 0 | 0 | 0 | 0 |
| 0730 | 0 | 0 | 0 | 0 | 0 | 0 | 0 |
| 0800 | 0 | 0 | 0 | 0 | 0 | 0 | 0 |
| 0830 | 0 | 0 | 0 | 0 | 0 | 0 | 0 |
| 0900 | 19 | 0 | 19 | 0 | 0 | 0 | 38 |
| 0930 | 19 | 0 | 19 | 0 | 0 | 0 | 38 |
| 1000 | 19 | 0 | 19 | 0 | 0 | 0 | 38 |
| 1030 | 19 | 0 | 19 | 0 | 0 | 0 | 38 |
| 1100 | 15 | 14 | 15 | 14 | 0 | 0 | 58 |
| 1130 | 15 | 14 | 15 | 14 | 0 | 0 | 58 |
| 1200 | 15 | 14 | 15 | 14 | 0 | 0 | 58 |
| 1230 | 15 | 14 | 15 | 14 | 0 | 0 | 58 |
| 1300 | 0 | 7 | 0 | 7 | 0 | 0 | 14 |
| 1330 | 0 | 7 | 0 | 7 | 0 | 0 | 14 |
| 1400 | 0 | 7 | 0 | 7 | 0 | 0 | 14 |
| 1430 | 0 | 7 | 0 | 7 | 0 | 0 | 14 |
| 1500 | 0 | 0 | 0 | 0 | 0 | 0 | 0 |
| 1530 | 18 | 0 | 18 | 0 | 0 | 0 | 36 |
| 1600 | 18 | 0 | 18 | 0 | 0 | 0 | 36 |
| 1630 | 18 | 0 | 18 | 0 | 0 | 0 | 36 |
| 1700 | 18 | 0 | 18 | 0 | 0 | 0 | 36 |
| 1730 | 0 | 0 | 0 | 0 | 0 | 0 | 0 |
| 1800 | 18 | 17 | 18 | 17 | 0 | 0 | 70 |
| 1830 | 18 | 17 | 18 | 17 | 0 | 0 | 70 |
| 1900 | 18 | 17 | 18 | 17 | 0 | 0 | 70 |
| 1930 | 18 | 17 | 18 | 17 | 0 | 0 | 70 |
| 2000 | 0 | 0 | 0 | 0 | 0 | 0 | 0 |
| 2030 | 0 | 0 | 0 | 0 | 0 | 0 | 0 |
| 2100 | 0 | 0 | 0 | 0 | 0 | 0 | 0 |
| 2130 | 0 | 0 | 0 | 0 | 0 | 0 | 0 |
| Total Student Seat 1/2 Hours: | 280 | 152 | 280 | 152 | 0 | 0 | 864 |
| Total Student Seat Hours: | 140 | 76 | 140 | 76 | 0 | 0 | 432 |
| % Max Student Hrs: | 11% | 6% | 11% | 6% | 0% | 0% | 7% |
| % State Benchmark: | 22% | 12% | 22% | 12% | 0% | 0% | 13% |

| CRN | Course | Enroll | Dates | Days | BTime | ETime | Instructor | Hrs | Type |
|-------|-----------|--------|------------|------|-------|-------|-------------------------|-----|------|
| 71557 | DANC V15D | 1 | 8/19 12/18 | M W | 0900 | 1050 | Yahr, Trevelyn K. | 4 | WC |
| 71372 | DANC V15B | 13 | 8/19 12/18 | M W | 0900 | 1050 | Yahr, Trevelyn K. | 4 | WC |
| 70607 | DANC V15C | 5 | 8/19 12/18 | M W | 0900 | 1050 | Yahr, Trevelyn K. | 4 | WC |
| 71340 | DANC V10B | 4 | 8/19 12/18 | T R | 1100 | 1250 | Guzman Gonzalez, Krenly | 4 | WC |
| 71538 | DANC V10D | 2 | 8/19 12/18 | T R | 1100 | 1250 | Guzman Gonzalez, Krenly | 4 | WC |
| 71531 | DANC V10C | 8 | 8/19 12/18 | T R | 1100 | 1250 | Guzman Gonzalez, Krenly | 4 | WC |
| 71590 | DANC V29D | 1 | 8/19 12/18 | M W | 1100 | 1250 | Guzman Gonzalez, Krenly | 4 | WC |
| 71561 | DANC V29C | 3 | 8/19 12/18 | M W | 1100 | 1250 | Guzman Gonzalez, Krenly | 4 | WC |
| 71433 | DANC V29B | 11 | 8/19 12/18 | M W | 1100 | 1250 | Guzman Gonzalez, Krenly | 4 | WC |
| 71656 | DANC V50B | 1 | 8/19 12/18 | T R | 1300 | 1450 | Guzman Gonzalez, Krenly | 4 | WC |
| 71442 | DANC V50A | 6 | 8/19 12/18 | T R | 1300 | 1450 | Guzman Gonzalez, Krenly | 4 | WC |
| 71596 | DANC V30A | 10 | 8/19 12/18 | M W | 1530 | 1720 | Guzman Gonzalez, Krenly | 4 | PA |
| 71603 | DANC V30B | 6 | 8/19 12/18 | M W | 1530 | 1720 | Guzman Gonzalez, Krenly | 4 | PA |
| 71611 | DANC V30C | 1 | 8/19 12/18 | M W | 1530 | 1720 | Guzman Gonzalez, Krenly | 4 | PA |
| 71640 | DANC V30D | 1 | 8/19 12/18 | M W | 1530 | 1720 | Guzman Gonzalez, Krenly | 4 | PA |
| 71368 | DANC V15A | 17 | 8/19 12/18 | T R | 1800 | 1950 | Redlich, Tobi A. | 4 | WC |
| 71307 | DANC V10A | 18 | 8/19 12/18 | M W | 1800 | 1950 | Yahr, Trevelyn K. | 4 | WC |

| | | | | |
|----------------------------|-----------|----------------------|--------------|----------------------------------|
| Utilization % Color Codes: | Red < 25% | Blue < 50% | Green < 90% | Gold >= 90% |
| Capacity: | 92 | Students (Banner) | Description: | Athletic Event Center |
| Stations: | 92 | Students (Fusion) | Division: | 11 |
| Max Student Hrs: | 6,440 | Capacity * 70 Hrs/Wk | Room Use: | 220 Athletics/Physical Education |
| Use Factor: | 53 | Hrs/Week | Size: | 1,896 Sq. Feet |
| Occ Factor: | 61 | Students/Hr | TOP Code: | 083500 |
| State Benchmark: | 3,250 | Student Hours/Wk | TOP Title: | Physical Education |

Number of Students by Time and Day

| Time | Mon | Tues | Wed | Thur | Fri | Sat | Week |
|-------------------------------|-----|------|-----|------|-----|-----|------|
| 0700 | 0 | 0 | 0 | 0 | 0 | 0 | 0 |
| 0730 | 0 | 0 | 0 | 0 | 0 | 0 | 0 |
| 0800 | 0 | 0 | 0 | 0 | 0 | 0 | 0 |
| 0830 | 0 | 0 | 0 | 0 | 0 | 0 | 0 |
| 0900 | 0 | 0 | 0 | 0 | 0 | 0 | 0 |
| 0930 | 0 | 0 | 0 | 0 | 0 | 0 | 0 |
| 1000 | 0 | 0 | 0 | 0 | 0 | 0 | 0 |
| 1030 | 0 | 0 | 0 | 0 | 0 | 0 | 0 |
| 1100 | 0 | 0 | 0 | 0 | 0 | 0 | 0 |
| 1130 | 0 | 0 | 0 | 0 | 0 | 0 | 0 |
| 1200 | 0 | 0 | 0 | 0 | 0 | 0 | 0 |
| 1230 | 0 | 0 | 0 | 0 | 0 | 0 | 0 |
| 1300 | 0 | 0 | 0 | 0 | 0 | 0 | 0 |
| 1330 | 0 | 0 | 0 | 0 | 0 | 0 | 0 |
| 1400 | 0 | 0 | 0 | 0 | 0 | 0 | 0 |
| 1430 | 0 | 0 | 0 | 0 | 0 | 0 | 0 |
| 1500 | 0 | 0 | 0 | 0 | 0 | 0 | 0 |
| 1530 | 0 | 0 | 0 | 0 | 0 | 0 | 0 |
| 1600 | 0 | 0 | 0 | 0 | 0 | 0 | 0 |
| 1630 | 0 | 0 | 0 | 0 | 0 | 0 | 0 |
| 1700 | 0 | 0 | 0 | 0 | 0 | 0 | 0 |
| 1730 | 0 | 0 | 0 | 0 | 0 | 0 | 0 |
| 1800 | 0 | 20 | 0 | 20 | 0 | 0 | 40 |
| 1830 | 0 | 20 | 0 | 20 | 0 | 0 | 40 |
| 1900 | 0 | 20 | 0 | 20 | 0 | 0 | 40 |
| 1930 | 0 | 20 | 0 | 20 | 0 | 0 | 40 |
| 2000 | 0 | 20 | 0 | 20 | 0 | 0 | 40 |
| 2030 | 0 | 20 | 0 | 20 | 0 | 0 | 40 |
| 2100 | 0 | 20 | 0 | 20 | 0 | 0 | 40 |
| 2130 | 0 | 20 | 0 | 20 | 0 | 0 | 40 |
| Total Student Seat 1/2 Hours: | 0 | 160 | 0 | 160 | 0 | 0 | 320 |
| Total Student Seat Hours: | 0 | 80 | 0 | 80 | 0 | 0 | 160 |
| % Max Student Hrs: | 0% | 6% | 0% | 6% | 0% | 0% | 2% |
| % State Benchmark: | 0% | 12% | 0% | 12% | 0% | 0% | 5% |

| CRN | Course | Enroll | Dates | Days | BTime | ETime | Instructor | Hrs | Type |
|-------|-----------|--------|-------|------|-------|-------|------------|----------------------------|------|
| 55619 | DANC V29A | 20 | 6/18 | 7/30 | T R | 1800 | 2150 | Marzec-Contreras, Becky C. | 8 DC |

Utilization % Color Codes:

| | | | |
|-----------|------------|-------------|-------------|
| Red < 25% | Blue < 50% | Green < 90% | Gold >= 90% |
|-----------|------------|-------------|-------------|

| | | | |
|------------------|----------------------|--------------|----------------------------------|
| Capacity: | Students (Banner) | Description: | Athletic Event Center |
| Stations: | Students (Fusion) | Division: | 11 |
| Max Student Hrs: | Capacity * 70 Hrs/Wk | Room Use: | 525 Athletic/Physical Ed Service |
| Use Factor: | 53 Hrs/Week | Size: | 81 Sq. Feet |
| Occ Factor: | Students/Hr | TOP Code: | 083500 |
| State Benchmark: | Student Hours/Wk | TOP Title: | Physical Education |

Number of Students by Time and Day

| Time | Mon | Tues | Wed | Thur | Fri | Sat | Week |
|-------------------------------|-----|------|-----|------|-----|-----|------|
| 0700 | 0 | 0 | 0 | 0 | 0 | 0 | 0 |
| 0730 | 0 | 27 | 0 | 27 | 0 | 0 | 54 |
| 0800 | 0 | 27 | 0 | 27 | 0 | 0 | 54 |
| 0830 | 0 | 27 | 0 | 27 | 0 | 0 | 54 |
| 0900 | 0 | 0 | 0 | 0 | 0 | 0 | 0 |
| 0930 | 0 | 0 | 0 | 0 | 0 | 0 | 0 |
| 1000 | 0 | 0 | 0 | 0 | 0 | 0 | 0 |
| 1030 | 0 | 0 | 0 | 0 | 0 | 0 | 0 |
| 1100 | 0 | 0 | 0 | 0 | 0 | 0 | 0 |
| 1130 | 0 | 0 | 0 | 0 | 0 | 0 | 0 |
| 1200 | 0 | 0 | 0 | 0 | 0 | 0 | 0 |
| 1230 | 0 | 0 | 0 | 0 | 0 | 0 | 0 |
| 1300 | 0 | 0 | 0 | 0 | 0 | 0 | 0 |
| 1330 | 19 | 0 | 19 | 0 | 19 | 0 | 57 |
| 1400 | 19 | 0 | 19 | 0 | 19 | 0 | 57 |
| 1430 | 0 | 0 | 0 | 0 | 0 | 0 | 0 |
| 1500 | 0 | 0 | 0 | 0 | 0 | 0 | 0 |
| 1530 | 0 | 0 | 0 | 0 | 0 | 0 | 0 |
| 1600 | 0 | 0 | 0 | 0 | 0 | 0 | 0 |
| 1630 | 0 | 0 | 0 | 0 | 0 | 0 | 0 |
| 1700 | 0 | 0 | 0 | 0 | 0 | 0 | 0 |
| 1730 | 0 | 0 | 0 | 0 | 0 | 0 | 0 |
| 1800 | 0 | 0 | 0 | 0 | 0 | 0 | 0 |
| 1830 | 0 | 0 | 0 | 0 | 0 | 0 | 0 |
| 1900 | 0 | 0 | 0 | 0 | 0 | 0 | 0 |
| 1930 | 0 | 0 | 0 | 0 | 0 | 0 | 0 |
| 2000 | 0 | 0 | 0 | 0 | 0 | 0 | 0 |
| 2030 | 0 | 0 | 0 | 0 | 0 | 0 | 0 |
| 2100 | 0 | 0 | 0 | 0 | 0 | 0 | 0 |
| 2130 | 0 | 0 | 0 | 0 | 0 | 0 | 0 |
| Total Student Seat 1/2 Hours: | 38 | 81 | 38 | 81 | 38 | 0 | 276 |
| Total Student Seat Hours: | 19 | 41 | 19 | 41 | 19 | 0 | 138 |
| % Max Student Hrs: | | | | | | | |
| % State Benchmark: | | | | | | | |

| CRN | Course | Enroll | Dates | Days | BTime | ETime | Instructor | Hrs | Type |
|-------|---------|--------|-------|------|-------|-------|------------|--------------------------|------|
| 31316 | KIN V12 | 27 | 1/6 | 5/19 | T R | 0730 | 0845 | Newton-Eliot, Maureen V. | 3 WC |
| 31840 | EAC V21 | 19 | 1/6 | 5/19 | M W F | 1330 | 1425 | Bundy, John B. | 3 WC |

Utilization % Color Codes:

| | | | |
|-----------|------------|-------------|-------------|
| Red < 25% | Blue < 50% | Green < 90% | Gold >= 90% |
|-----------|------------|-------------|-------------|

| | | | |
|------------------|----------------------|--------------|----------------------------------|
| Capacity: | Students (Banner) | Description: | Athletic Event Center |
| Stations: | Students (Fusion) | Division: | 11 |
| Max Student Hrs: | Capacity * 70 Hrs/Wk | Room Use: | 525 Athletic/Physical Ed Service |
| Use Factor: | 53 Hrs/Week | Size: | 81 Sq. Feet |
| Occ Factor: | Students/Hr | TOP Code: | 083500 |
| State Benchmark: | Student Hours/Wk | TOP Title: | Physical Education |

Number of Students by Time and Day

| Time | Mon | Tues | Wed | Thur | Fri | Sat | Week |
|-------------------------------|-----|------|-----|------|-----|-----|------|
| 0700 | 0 | 0 | 0 | 0 | 0 | 0 | 0 |
| 0730 | 0 | 0 | 0 | 0 | 0 | 0 | 0 |
| 0800 | 0 | 0 | 0 | 0 | 0 | 0 | 0 |
| 0830 | 0 | 0 | 0 | 0 | 0 | 0 | 0 |
| 0900 | 0 | 0 | 0 | 0 | 0 | 0 | 0 |
| 0930 | 0 | 0 | 0 | 0 | 0 | 0 | 0 |
| 1000 | 0 | 0 | 0 | 0 | 0 | 0 | 0 |
| 1030 | 0 | 0 | 0 | 0 | 0 | 0 | 0 |
| 1100 | 0 | 0 | 0 | 0 | 0 | 0 | 0 |
| 1130 | 0 | 0 | 0 | 0 | 0 | 0 | 0 |
| 1200 | 0 | 0 | 0 | 0 | 0 | 0 | 0 |
| 1230 | 0 | 0 | 0 | 0 | 0 | 0 | 0 |
| 1300 | 0 | 0 | 0 | 0 | 0 | 0 | 0 |
| 1330 | 12 | 0 | 12 | 0 | 12 | 0 | 36 |
| 1400 | 12 | 0 | 12 | 0 | 12 | 0 | 36 |
| 1430 | 0 | 0 | 0 | 0 | 0 | 0 | 0 |
| 1500 | 0 | 0 | 0 | 0 | 0 | 0 | 0 |
| 1530 | 0 | 0 | 0 | 0 | 0 | 0 | 0 |
| 1600 | 0 | 0 | 0 | 0 | 0 | 0 | 0 |
| 1630 | 0 | 0 | 0 | 0 | 0 | 0 | 0 |
| 1700 | 0 | 0 | 0 | 0 | 0 | 0 | 0 |
| 1730 | 0 | 0 | 0 | 0 | 0 | 0 | 0 |
| 1800 | 0 | 0 | 0 | 0 | 0 | 0 | 0 |
| 1830 | 0 | 0 | 0 | 0 | 0 | 0 | 0 |
| 1900 | 0 | 0 | 0 | 0 | 0 | 0 | 0 |
| 1930 | 0 | 0 | 0 | 0 | 0 | 0 | 0 |
| 2000 | 0 | 0 | 0 | 0 | 0 | 0 | 0 |
| 2030 | 0 | 0 | 0 | 0 | 0 | 0 | 0 |
| 2100 | 0 | 0 | 0 | 0 | 0 | 0 | 0 |
| 2130 | 0 | 0 | 0 | 0 | 0 | 0 | 0 |
| Total Student Seat 1/2 Hours: | 24 | 0 | 24 | 0 | 24 | 0 | 72 |
| Total Student Seat Hours: | 12 | 0 | 12 | 0 | 12 | 0 | 36 |
| % Max Student Hrs: | | | | | | | |
| % State Benchmark: | | | | | | | |

| CRN | Course | Enroll | Dates | Days | BTime | ETime | Instructor | Hrs | Type |
|-------|---------|--------|------------|-------|-------|-------|----------------|-----|------|
| 70382 | EAC V21 | 12 | 8/19 12/18 | M W F | 1330 | 1425 | Glaser, Warren | 3 | WC |

Utilization % Color Codes:

| | | | |
|-----------|------------|-------------|-------------|
| Red < 25% | Blue < 50% | Green < 90% | Gold >= 90% |
|-----------|------------|-------------|-------------|

| | | | | |
|------------------|----------------------|--------------|-----------------------|------------------------------|
| Capacity: | Students (Banner) | Description: | Athletic Event Center | |
| Stations: | Students (Fusion) | Division: | 11 | |
| Max Student Hrs: | Capacity * 70 Hrs/Wk | Room Use: | 525 | Athletic/Physical Ed Service |
| Use Factor: | 53 Hrs/Week | Size: | 81 | Sq. Feet |
| Occ Factor: | Students/Hr | TOP Code: | 083500 | |
| State Benchmark: | Student Hours/Wk | TOP Title: | Physical Education | |

Number of Students by Time and Day

| Time | Mon | Tues | Wed | Thur | Fri | Sat | Week |
|-------------------------------|-----|------|-----|------|-----|-----|------|
| 0700 | 0 | 0 | 0 | 0 | 0 | 0 | 0 |
| 0730 | 0 | 0 | 0 | 0 | 0 | 0 | 0 |
| 0800 | 0 | 0 | 0 | 0 | 0 | 0 | 0 |
| 0830 | 0 | 0 | 0 | 0 | 0 | 0 | 0 |
| 0900 | 0 | 0 | 0 | 0 | 0 | 0 | 0 |
| 0930 | 0 | 0 | 0 | 0 | 0 | 0 | 0 |
| 1000 | 0 | 0 | 0 | 0 | 0 | 0 | 0 |
| 1030 | 0 | 0 | 0 | 0 | 0 | 0 | 0 |
| 1100 | 0 | 0 | 0 | 0 | 0 | 0 | 0 |
| 1130 | 0 | 0 | 0 | 0 | 0 | 0 | 0 |
| 1200 | 0 | 0 | 0 | 0 | 0 | 0 | 0 |
| 1230 | 0 | 0 | 0 | 0 | 0 | 0 | 0 |
| 1300 | 0 | 0 | 0 | 0 | 0 | 0 | 0 |
| 1330 | 0 | 0 | 0 | 0 | 0 | 0 | 0 |
| 1400 | 0 | 0 | 0 | 0 | 0 | 0 | 0 |
| 1430 | 0 | 0 | 0 | 0 | 0 | 0 | 0 |
| 1500 | 0 | 0 | 0 | 0 | 0 | 0 | 0 |
| 1530 | 0 | 0 | 0 | 0 | 0 | 0 | 0 |
| 1600 | 0 | 0 | 0 | 0 | 0 | 0 | 0 |
| 1630 | 0 | 0 | 0 | 0 | 0 | 0 | 0 |
| 1700 | 0 | 0 | 0 | 0 | 0 | 0 | 0 |
| 1730 | 0 | 0 | 0 | 0 | 0 | 0 | 0 |
| 1800 | 0 | 0 | 0 | 0 | 0 | 0 | 0 |
| 1830 | 0 | 0 | 0 | 0 | 0 | 0 | 0 |
| 1900 | 0 | 0 | 0 | 0 | 0 | 0 | 0 |
| 1930 | 0 | 0 | 0 | 0 | 0 | 0 | 0 |
| 2000 | 0 | 0 | 0 | 0 | 0 | 0 | 0 |
| 2030 | 0 | 0 | 0 | 0 | 0 | 0 | 0 |
| 2100 | 0 | 0 | 0 | 0 | 0 | 0 | 0 |
| 2130 | 0 | 0 | 0 | 0 | 0 | 0 | 0 |
| Total Student Seat 1/2 Hours: | 0 | 0 | 0 | 0 | 0 | 0 | 0 |
| Total Student Seat Hours: | 0 | 0 | 0 | 0 | 0 | 0 | 0 |
| % Max Student Hrs: | | | | | | | |
| % State Benchmark: | | | | | | | |

| | | | | |
|----------------------------|-----------|----------------------|--------------|----------------------------------|
| Utilization % Color Codes: | Red < 25% | Blue < 50% | Green < 90% | Gold >= 90% |
| Capacity: | 2375 | Students (Banner) | Description: | Athletic Event Center |
| Stations: | 2375 | Students (Fusion) | Division: | 11 |
| Max Student Hrs: | 166,250 | Capacity * 70 Hrs/Wk | Room Use: | 520 Athletics/Physical Education |
| Use Factor: | 53 | Hrs/Week | Size: | 14,520 Sq. Feet |
| Occ Factor: | 1,583 | Students/Hr | TOP Code: | 083500 |
| State Benchmark: | 83,908 | Student Hours/Wk | TOP Title: | Physical Education |

Number of Students by Time and Day

| Time | Mon | Tues | Wed | Thur | Fri | Sat | Week |
|-------------------------------|-----|------|-----|------|-----|-----|-------|
| 0700 | 0 | 0 | 0 | 0 | 0 | 0 | 0 |
| 0730 | 0 | 0 | 0 | 0 | 0 | 0 | 0 |
| 0800 | 0 | 13 | 0 | 13 | 13 | 0 | 39 |
| 0830 | 0 | 13 | 0 | 13 | 13 | 0 | 39 |
| 0900 | 3 | 13 | 3 | 13 | 13 | 0 | 45 |
| 0930 | 3 | 13 | 3 | 13 | 13 | 0 | 45 |
| 1000 | 0 | 13 | 0 | 13 | 13 | 0 | 39 |
| 1030 | 30 | 0 | 30 | 0 | 30 | 0 | 90 |
| 1100 | 30 | 0 | 30 | 0 | 30 | 0 | 90 |
| 1130 | 0 | 0 | 0 | 0 | 0 | 0 | 0 |
| 1200 | 12 | 12 | 12 | 12 | 12 | 0 | 60 |
| 1230 | 12 | 12 | 12 | 12 | 12 | 0 | 60 |
| 1300 | 12 | 12 | 12 | 12 | 12 | 0 | 60 |
| 1330 | 12 | 12 | 12 | 12 | 12 | 0 | 60 |
| 1400 | 12 | 12 | 12 | 12 | 12 | 0 | 60 |
| 1430 | 0 | 0 | 0 | 0 | 0 | 0 | 0 |
| 1500 | 0 | 8 | 0 | 8 | 0 | 0 | 16 |
| 1530 | 0 | 8 | 0 | 8 | 0 | 0 | 16 |
| 1600 | 0 | 8 | 0 | 8 | 0 | 0 | 16 |
| 1630 | 0 | 0 | 0 | 0 | 0 | 0 | 0 |
| 1700 | 0 | 26 | 0 | 26 | 0 | 0 | 52 |
| 1730 | 8 | 26 | 0 | 26 | 0 | 0 | 60 |
| 1800 | 8 | 26 | 0 | 26 | 0 | 0 | 60 |
| 1830 | 8 | 0 | 0 | 0 | 0 | 0 | 8 |
| 1900 | 30 | 0 | 0 | 0 | 0 | 0 | 30 |
| 1930 | 30 | 0 | 0 | 0 | 0 | 0 | 30 |
| 2000 | 30 | 0 | 0 | 0 | 0 | 0 | 30 |
| 2030 | 30 | 0 | 0 | 0 | 0 | 0 | 30 |
| 2100 | 30 | 0 | 0 | 0 | 0 | 0 | 30 |
| 2130 | 30 | 0 | 0 | 0 | 0 | 0 | 30 |
| Total Student Seat 1/2 Hours: | 330 | 227 | 126 | 227 | 185 | 0 | 1,095 |
| Total Student Seat Hours: | 165 | 114 | 63 | 114 | 93 | 0 | 548 |
| % Max Student Hrs: | 0% | 0% | 0% | 0% | 0% | 0% | 0% |
| % State Benchmark: | 1% | 1% | 0% | 1% | 1% | 0% | 1% |

| CRN | Course | Enroll | Dates | Days | BTime | ETime | Instructor | Hrs | Type |
|-------|----------|--------|-------|------|-------|-------|------------|-------------------|-------|
| 31470 | ICA V36 | 13 | 1/6 | 3/12 | T RF | 0800 | 1020 | Ramirez, Joey | 8 DC |
| 32037 | ICA V30A | 3 | 3/10 | 5/12 | M W | 0900 | 0950 | Ramirez, Joey | 2 DC |
| 31918 | EAC V26 | 30 | 1/6 | 5/19 | M W F | 1030 | 1125 | Bundy, John B. | 3 WC |
| 31248 | ICA V36 | 12 | 1/6 | 3/12 | MTWRF | 1200 | 1430 | Mircetic, Ned | 14 DC |
| 32371 | ICA V30B | 8 | 1/27 | 5/19 | T R | 1500 | 1605 | Lyans, Brandon S. | 3 DC |
| 31504 | KIN V40A | 26 | 1/6 | 5/19 | T R | 1700 | 1815 | Ramirez, Joey | 3 WC |
| 32368 | ICA V30A | 8 | 3/17 | 5/19 | M | 1730 | 1845 | Mircetic, Ned | 2 DC |
| 31624 | KIN V46A | 30 | 1/6 | 5/19 | M | 1900 | 2150 | Mircetic, Ned | 3 WC |

| | | | | |
|----------------------------|-----------|----------------------|--------------|----------------------------------|
| Utilization % Color Codes: | Red < 25% | Blue < 50% | Green < 90% | Gold >= 90% |
| Capacity: | 2375 | Students (Banner) | Description: | Athletic Event Center |
| Stations: | 2375 | Students (Fusion) | Division: | 11 |
| Max Student Hrs: | 166,250 | Capacity * 70 Hrs/Wk | Room Use: | 520 Athletics/Physical Education |
| Use Factor: | 53 | Hrs/Week | Size: | 14,520 Sq. Feet |
| Occ Factor: | 1,583 | Students/Hr | TOP Code: | 083500 |
| State Benchmark: | 83,908 | Student Hours/Wk | TOP Title: | Physical Education |

Number of Students by Time and Day

| Time | Mon | Tues | Wed | Thur | Fri | Sat | Week |
|-------------------------------|-----|------|-----|------|-----|-----|-------|
| 0700 | 0 | 0 | 0 | 0 | 0 | 0 | 0 |
| 0730 | 0 | 0 | 0 | 0 | 0 | 0 | 0 |
| 0800 | 0 | 29 | 0 | 29 | 0 | 0 | 58 |
| 0830 | 0 | 29 | 0 | 29 | 0 | 0 | 58 |
| 0900 | 0 | 29 | 0 | 29 | 0 | 0 | 58 |
| 0930 | 0 | 29 | 0 | 29 | 0 | 0 | 58 |
| 1000 | 0 | 0 | 0 | 0 | 0 | 0 | 0 |
| 1030 | 30 | 0 | 30 | 0 | 30 | 0 | 90 |
| 1100 | 30 | 0 | 30 | 0 | 30 | 0 | 90 |
| 1130 | 0 | 0 | 0 | 0 | 0 | 0 | 0 |
| 1200 | 20 | 20 | 20 | 20 | 20 | 0 | 100 |
| 1230 | 20 | 20 | 20 | 20 | 20 | 0 | 100 |
| 1300 | 20 | 20 | 20 | 20 | 20 | 0 | 100 |
| 1330 | 20 | 20 | 20 | 20 | 20 | 0 | 100 |
| 1400 | 0 | 0 | 0 | 0 | 0 | 0 | 0 |
| 1430 | 0 | 18 | 0 | 18 | 0 | 0 | 36 |
| 1500 | 0 | 18 | 0 | 18 | 0 | 0 | 36 |
| 1530 | 0 | 18 | 0 | 18 | 0 | 0 | 36 |
| 1600 | 0 | 18 | 0 | 18 | 0 | 0 | 36 |
| 1630 | 0 | 0 | 0 | 0 | 0 | 0 | 0 |
| 1700 | 0 | 0 | 0 | 0 | 0 | 0 | 0 |
| 1730 | 0 | 0 | 0 | 0 | 0 | 0 | 0 |
| 1800 | 0 | 0 | 0 | 0 | 0 | 0 | 0 |
| 1830 | 0 | 0 | 0 | 0 | 0 | 0 | 0 |
| 1900 | 38 | 27 | 0 | 0 | 0 | 0 | 65 |
| 1930 | 38 | 27 | 0 | 0 | 0 | 0 | 65 |
| 2000 | 38 | 27 | 0 | 0 | 0 | 0 | 65 |
| 2030 | 38 | 27 | 0 | 0 | 0 | 0 | 65 |
| 2100 | 38 | 27 | 0 | 0 | 0 | 0 | 65 |
| 2130 | 38 | 27 | 0 | 0 | 0 | 0 | 65 |
| Total Student Seat 1/2 Hours: | 368 | 430 | 140 | 268 | 140 | 0 | 1,346 |
| Total Student Seat Hours: | 184 | 215 | 70 | 134 | 70 | 0 | 673 |
| % Max Student Hrs: | 1% | 1% | 0% | 0% | 0% | 0% | 0% |
| % State Benchmark: | 1% | 1% | 0% | 1% | 0% | 0% | 1% |

| CRN | Course | Enroll | Dates | Days | BTime | ETime | Instructor | Hrs | Type |
|-------|----------|--------|------------|-------|-------|-------|-------------------|-----|------|
| 70577 | ICA V03 | 29 | 8/19 12/18 | T R | 0800 | 0950 | Ramirez, Joey | 4 | WC |
| 70437 | EAC V26 | 30 | 8/19 12/18 | M W F | 1030 | 1125 | Bundy, John B. | 3 | WC |
| 70582 | ICA V04 | 20 | 8/19 12/18 | MTWRF | 1200 | 1350 | Mircetic, Ned | 10 | WC |
| 70006 | ICA V22 | 18 | 8/19 12/6 | T R | 1415 | 1620 | Lyans, Brandon S. | 5 | DC |
| 70497 | KIN V40A | 27 | 8/19 12/18 | T | 1900 | 2150 | Ramirez, Joey | 3 | WC |
| 71980 | KIN V46B | 8 | 8/19 12/18 | M | 1900 | 2150 | Mircetic, Ned | 3 | WC |
| 71836 | KIN V46A | 30 | 8/19 12/18 | M | 1900 | 2150 | Mircetic, Ned | 3 | WC |

| | | | | |
|----------------------------|-----------|----------------------|--------------|----------------------------------|
| Utilization % Color Codes: | Red < 25% | Blue < 50% | Green < 90% | Gold >= 90% |
| Capacity: | 2375 | Students (Banner) | Description: | Athletic Event Center |
| Stations: | 2375 | Students (Fusion) | Division: | 11 |
| Max Student Hrs: | 166,250 | Capacity * 70 Hrs/Wk | Room Use: | 520 Athletics/Physical Education |
| Use Factor: | 53 | Hrs/Week | Size: | 14,520 Sq. Feet |
| Occ Factor: | 1,583 | Students/Hr | TOP Code: | 083500 |
| State Benchmark: | 83,908 | Student Hours/Wk | TOP Title: | Physical Education |

Number of Students by Time and Day

| Time | Mon | Tues | Wed | Thur | Fri | Sat | Week |
|-------------------------------|-----|------|-----|------|-----|-----|------|
| 0700 | 0 | 0 | 0 | 0 | 0 | 0 | 0 |
| 0730 | 0 | 0 | 0 | 0 | 0 | 0 | 0 |
| 0800 | 0 | 0 | 0 | 0 | 0 | 0 | 0 |
| 0830 | 0 | 0 | 0 | 0 | 0 | 0 | 0 |
| 0900 | 0 | 0 | 0 | 0 | 0 | 0 | 0 |
| 0930 | 0 | 0 | 0 | 0 | 0 | 0 | 0 |
| 1000 | 0 | 0 | 0 | 0 | 0 | 0 | 0 |
| 1030 | 0 | 0 | 0 | 0 | 0 | 0 | 0 |
| 1100 | 0 | 0 | 0 | 0 | 0 | 0 | 0 |
| 1130 | 0 | 0 | 0 | 0 | 0 | 0 | 0 |
| 1200 | 0 | 0 | 0 | 0 | 0 | 0 | 0 |
| 1230 | 0 | 0 | 0 | 0 | 0 | 0 | 0 |
| 1300 | 0 | 0 | 0 | 0 | 0 | 0 | 0 |
| 1330 | 0 | 0 | 0 | 0 | 0 | 0 | 0 |
| 1400 | 0 | 0 | 0 | 0 | 0 | 0 | 0 |
| 1430 | 0 | 0 | 0 | 0 | 0 | 0 | 0 |
| 1500 | 0 | 0 | 0 | 0 | 0 | 0 | 0 |
| 1530 | 0 | 0 | 0 | 0 | 0 | 0 | 0 |
| 1600 | 0 | 0 | 0 | 0 | 0 | 0 | 0 |
| 1630 | 0 | 0 | 0 | 0 | 0 | 0 | 0 |
| 1700 | 0 | 0 | 0 | 0 | 0 | 0 | 0 |
| 1730 | 0 | 0 | 0 | 0 | 0 | 0 | 0 |
| 1800 | 0 | 0 | 0 | 0 | 0 | 0 | 0 |
| 1830 | 0 | 0 | 0 | 0 | 0 | 0 | 0 |
| 1900 | 23 | 52 | 52 | 29 | 0 | 0 | 156 |
| 1930 | 23 | 52 | 52 | 29 | 0 | 0 | 156 |
| 2000 | 23 | 52 | 52 | 29 | 0 | 0 | 156 |
| 2030 | 23 | 52 | 52 | 29 | 0 | 0 | 156 |
| 2100 | 23 | 52 | 52 | 29 | 0 | 0 | 156 |
| 2130 | 0 | 0 | 0 | 0 | 0 | 0 | 0 |
| Total Student Seat 1/2 Hours: | 115 | 260 | 260 | 145 | 0 | 0 | 780 |
| Total Student Seat Hours: | 58 | 130 | 130 | 73 | 0 | 0 | 390 |
| % Max Student Hrs: | 0% | 0% | 0% | 0% | 0% | 0% | 0% |
| % State Benchmark: | 0% | 1% | 1% | 0% | 0% | 0% | 0% |

| CRN | Course | Enroll | Dates | Days | BTime | ETime | Instructor | Hrs | Type |
|-------|---------|--------|-------|------|-------|-------|------------|---------------|------|
| 55606 | KIN V40 | 29 | 6/18 | 8/1 | TWR | 1900 | 2115 | Ramirez, Joey | 8 DC |
| 55605 | KIN V40 | 23 | 6/17 | 7/31 | MTW | 1900 | 2115 | Mircetic, Ned | 8 DC |

| | | | | |
|----------------------------|----------------------|--------------|-----------------------|------------------------------|
| Utilization % Color Codes: | Red < 25% | Blue < 50% | Green < 90% | Gold >= 90% |
| Capacity: | Students (Banner) | Description: | Athletic Event Center | |
| Stations: | Students (Fusion) | Division: | 11 | |
| Max Student Hrs: | Capacity * 70 Hrs/Wk | Room Use: | 520 | Athletics/Physical Education |
| Use Factor: | 53 Hrs/Week | Size: | 1,750 | Sq. Feet |
| Occ Factor: | Students/Hr | TOP Code: | 083500 | |
| State Benchmark: | Student Hours/Wk | TOP Title: | Physical Education | |

Number of Students by Time and Day

| Time | Mon | Tues | Wed | Thur | Fri | Sat | Week |
|-------------------------------|-----|------|-----|------|-----|-----|------|
| 0700 | 7 | 12 | 7 | 12 | 0 | 0 | 38 |
| 0730 | 0 | 0 | 0 | 0 | 0 | 0 | 0 |
| 0800 | 0 | 0 | 0 | 0 | 0 | 0 | 0 |
| 0830 | 0 | 0 | 0 | 0 | 0 | 0 | 0 |
| 0900 | 0 | 0 | 0 | 0 | 0 | 0 | 0 |
| 0930 | 0 | 0 | 0 | 0 | 0 | 0 | 0 |
| 1000 | 0 | 0 | 0 | 0 | 0 | 0 | 0 |
| 1030 | 0 | 0 | 0 | 0 | 0 | 0 | 0 |
| 1100 | 0 | 0 | 0 | 0 | 0 | 0 | 0 |
| 1130 | 0 | 0 | 0 | 0 | 0 | 0 | 0 |
| 1200 | 0 | 0 | 0 | 0 | 0 | 0 | 0 |
| 1230 | 0 | 0 | 0 | 0 | 0 | 0 | 0 |
| 1300 | 0 | 0 | 0 | 0 | 0 | 0 | 0 |
| 1330 | 0 | 0 | 0 | 0 | 0 | 0 | 0 |
| 1400 | 0 | 0 | 0 | 0 | 0 | 0 | 0 |
| 1430 | 0 | 0 | 0 | 0 | 0 | 0 | 0 |
| 1500 | 0 | 0 | 0 | 0 | 0 | 0 | 0 |
| 1530 | 0 | 0 | 0 | 0 | 0 | 0 | 0 |
| 1600 | 0 | 0 | 0 | 0 | 0 | 0 | 0 |
| 1630 | 0 | 0 | 0 | 0 | 0 | 0 | 0 |
| 1700 | 0 | 0 | 0 | 0 | 0 | 0 | 0 |
| 1730 | 0 | 0 | 0 | 0 | 0 | 0 | 0 |
| 1800 | 0 | 0 | 0 | 0 | 0 | 0 | 0 |
| 1830 | 0 | 0 | 0 | 0 | 0 | 0 | 0 |
| 1900 | 0 | 0 | 0 | 0 | 0 | 0 | 0 |
| 1930 | 0 | 0 | 0 | 0 | 0 | 0 | 0 |
| 2000 | 0 | 0 | 0 | 0 | 0 | 0 | 0 |
| 2030 | 0 | 0 | 0 | 0 | 0 | 0 | 0 |
| 2100 | 0 | 0 | 0 | 0 | 0 | 0 | 0 |
| 2130 | 0 | 0 | 0 | 0 | 0 | 0 | 0 |
| Total Student Seat 1/2 Hours: | 7 | 12 | 7 | 12 | 0 | 0 | 38 |
| Total Student Seat Hours: | 4 | 6 | 4 | 6 | 0 | 0 | 19 |
| % Max Student Hrs: | | | | | | | |
| % State Benchmark: | | | | | | | |

| CRN | Course | Enroll | Dates | Days | BTime | ETime | Instructor | Hrs | Type |
|-------|---------|--------|-------|------|-------|-------|------------|----------------------|------|
| 30353 | ICA V15 | 12 | 1/6 | 5/19 | T R | 0600 | 0715 | Baratte, Laurence G. | 3 WC |
| 31604 | ICA V16 | 7 | 1/6 | 5/19 | M W | 0600 | 0715 | Baratte, Laurence G. | 3 WC |

| | | | | |
|----------------------------|-----------|----------------------|--------------|------------------------------|
| Utilization % Color Codes: | Red < 25% | Blue < 50% | Green < 90% | Gold >= 90% |
| Capacity: | 27 | Students (Banner) | Description: | Automotive Education Program |
| Stations: | 27 | Students (Fusion) | Division: | |
| Max Student Hrs: | 1,890 | Capacity * 70 Hrs/Wk | Room Use: | 110 Classroom |
| Use Factor: | 53 | Hrs/Week | Size: | 797 Sq. Feet |
| Occ Factor: | 18 | Students/Hr | TOP Code: | 094800 |
| State Benchmark: | 954 | Student Hours/Wk | TOP Title: | Automotive Technology |

Number of Students by Time and Day

| Time | Mon | Tues | Wed | Thur | Fri | Sat | Week |
|-------------------------------|------|------|------|------|------|-----|-------|
| 0700 | 0 | 0 | 0 | 0 | 0 | 0 | 0 |
| 0730 | 0 | 0 | 0 | 0 | 0 | 0 | 0 |
| 0800 | 39 | 0 | 39 | 0 | 39 | 0 | 117 |
| 0830 | 39 | 0 | 39 | 0 | 39 | 0 | 117 |
| 0900 | 39 | 0 | 39 | 0 | 39 | 0 | 117 |
| 0930 | 39 | 0 | 39 | 0 | 39 | 0 | 117 |
| 1000 | 39 | 0 | 39 | 0 | 39 | 0 | 117 |
| 1030 | 39 | 0 | 39 | 0 | 39 | 0 | 117 |
| 1100 | 39 | 0 | 39 | 0 | 39 | 0 | 117 |
| 1130 | 39 | 0 | 39 | 0 | 39 | 0 | 117 |
| 1200 | 0 | 0 | 0 | 0 | 0 | 0 | 0 |
| 1230 | 0 | 0 | 0 | 0 | 0 | 0 | 0 |
| 1300 | 0 | 33 | 0 | 33 | 23 | 0 | 89 |
| 1330 | 0 | 33 | 0 | 33 | 23 | 0 | 89 |
| 1400 | 0 | 33 | 0 | 33 | 23 | 0 | 89 |
| 1430 | 0 | 33 | 0 | 33 | 23 | 0 | 89 |
| 1500 | 0 | 33 | 0 | 33 | 23 | 0 | 89 |
| 1530 | 0 | 33 | 0 | 33 | 23 | 0 | 89 |
| 1600 | 0 | 33 | 0 | 33 | 23 | 0 | 89 |
| 1630 | 0 | 33 | 0 | 33 | 23 | 0 | 89 |
| 1700 | 0 | 0 | 0 | 0 | 0 | 0 | 0 |
| 1730 | 0 | 0 | 0 | 0 | 0 | 0 | 0 |
| 1800 | 26 | 25 | 26 | 0 | 0 | 0 | 77 |
| 1830 | 26 | 25 | 26 | 0 | 0 | 0 | 77 |
| 1900 | 26 | 26 | 26 | 0 | 0 | 0 | 78 |
| 1930 | 26 | 26 | 26 | 0 | 0 | 0 | 78 |
| 2000 | 26 | 26 | 26 | 0 | 0 | 0 | 78 |
| 2030 | 26 | 26 | 26 | 0 | 0 | 0 | 78 |
| 2100 | 26 | 26 | 26 | 0 | 0 | 0 | 78 |
| 2130 | 26 | 26 | 26 | 0 | 0 | 0 | 78 |
| Total Student Seat 1/2 Hours: | 520 | 470 | 520 | 264 | 496 | 0 | 2,270 |
| Total Student Seat Hours: | 260 | 235 | 260 | 132 | 248 | 0 | 1,135 |
| % Max Student Hrs: | 69% | 62% | 69% | 35% | 66% | 0% | 60% |
| % State Benchmark: | 136% | 123% | 136% | 69% | 130% | 0% | 119% |

| CRN | Course | Enroll | Dates | Days | BTime | ETime | Instructor | Hrs | Type |
|-------|-----------|--------|----------|-------|-------|-------|----------------------|-----|------|
| 31547 | AUTO V22 | 39 | 1/6 5/19 | M W F | 0800 | 0850 | Rockwood, Charles E. | 3 | WC |
| 31557 | AUTO V22L | 39 | 1/6 5/19 | F | 0900 | 1150 | Rockwood, Charles E. | 3 | WC |
| 31554 | AUTO V22L | 39 | 1/6 5/19 | M W | 0900 | 1150 | Rockwood, Charles E. | 6 | WC |
| 32290 | AUTO V18 | 23 | 1/6 5/19 | F | 1300 | 1350 | Williams, Richard | 1 | WC |
| 31509 | AUTO V16 | 33 | 1/6 5/19 | T R | 1300 | 1350 | Rockwood, Charles E. | 2 | WC |
| 32293 | AUTO V18L | 23 | 1/6 5/19 | F | 1400 | 1650 | Williams, Richard | 3 | WC |
| 31515 | AUTO V16L | 33 | 1/6 5/19 | R | 1400 | 1650 | Rockwood, Charles E. | 3 | WC |
| 31512 | AUTO V16L | 33 | 1/6 5/19 | T | 1400 | 1650 | Rockwood, Charles E. | 3 | WC |
| 35361 | AUTO V18 | 25 | 1/6 5/19 | T | 1800 | 1850 | Williams, Richard | 1 | WC |
| 32294 | AUTO V26 | 26 | 1/6 5/19 | M W | 1800 | 1850 | Strangeland, Chad R. | 2 | WC |
| 32302 | AUTO V26L | 26 | 1/6 5/19 | W | 1900 | 2150 | Strangeland, Chad R. | 3 | WC |
| 30484 | AUTO V18L | 26 | 1/6 5/19 | T | 1900 | 2150 | Williams, Richard | 3 | WC |
| 32301 | AUTO V26L | 26 | 1/6 5/19 | M | 1900 | 2150 | Strangeland, Chad R. | 3 | WC |

| | | | | |
|----------------------------|-----------|----------------------|--------------|------------------------------|
| Utilization % Color Codes: | Red < 25% | Blue < 50% | Green < 90% | Gold >= 90% |
| Capacity: | 27 | Students (Banner) | Description: | Automotive Education Program |
| Stations: | 27 | Students (Fusion) | Division: | |
| Max Student Hrs: | 1,890 | Capacity * 70 Hrs/Wk | Room Use: | 110 Classroom |
| Use Factor: | 53 | Hrs/Week | Size: | 797 Sq. Feet |
| Occ Factor: | 18 | Students/Hr | TOP Code: | 094800 |
| State Benchmark: | 954 | Student Hours/Wk | TOP Title: | Automotive Technology |

Number of Students by Time and Day

| Time | Mon | Tues | Wed | Thur | Fri | Sat | Week |
|-------------------------------|-----|------|-----|------|-----|-----|-------|
| 0700 | 0 | 0 | 0 | 0 | 0 | 0 | 0 |
| 0730 | 0 | 0 | 0 | 0 | 0 | 0 | 0 |
| 0800 | 37 | 0 | 37 | 0 | 37 | 0 | 111 |
| 0830 | 37 | 0 | 37 | 0 | 37 | 0 | 111 |
| 0900 | 37 | 0 | 37 | 0 | 37 | 0 | 111 |
| 0930 | 37 | 0 | 37 | 0 | 37 | 0 | 111 |
| 1000 | 37 | 0 | 37 | 0 | 37 | 0 | 111 |
| 1030 | 37 | 0 | 37 | 0 | 37 | 0 | 111 |
| 1100 | 37 | 0 | 37 | 0 | 37 | 0 | 111 |
| 1130 | 37 | 0 | 37 | 0 | 37 | 0 | 111 |
| 1200 | 0 | 0 | 0 | 0 | 0 | 0 | 0 |
| 1230 | 0 | 34 | 0 | 34 | 0 | 0 | 68 |
| 1300 | 0 | 34 | 0 | 34 | 0 | 0 | 68 |
| 1330 | 0 | 34 | 0 | 34 | 0 | 0 | 68 |
| 1400 | 0 | 34 | 0 | 34 | 0 | 0 | 68 |
| 1430 | 0 | 34 | 0 | 34 | 0 | 0 | 68 |
| 1500 | 0 | 34 | 0 | 34 | 0 | 0 | 68 |
| 1530 | 0 | 34 | 0 | 34 | 0 | 0 | 68 |
| 1600 | 0 | 34 | 0 | 34 | 0 | 0 | 68 |
| 1630 | 0 | 34 | 0 | 34 | 0 | 0 | 68 |
| 1700 | 0 | 34 | 0 | 34 | 0 | 0 | 68 |
| 1730 | 0 | 0 | 0 | 0 | 0 | 0 | 0 |
| 1800 | 0 | 0 | 0 | 0 | 0 | 0 | 0 |
| 1830 | 0 | 0 | 0 | 0 | 0 | 0 | 0 |
| 1900 | 0 | 0 | 0 | 0 | 0 | 0 | 0 |
| 1930 | 0 | 0 | 0 | 0 | 0 | 0 | 0 |
| 2000 | 0 | 0 | 0 | 0 | 0 | 0 | 0 |
| 2030 | 0 | 0 | 0 | 0 | 0 | 0 | 0 |
| 2100 | 0 | 0 | 0 | 0 | 0 | 0 | 0 |
| 2130 | 0 | 0 | 0 | 0 | 0 | 0 | 0 |
| Total Student Seat 1/2 Hours: | 296 | 340 | 296 | 340 | 296 | 0 | 1,568 |
| Total Student Seat Hours: | 148 | 170 | 148 | 170 | 148 | 0 | 784 |
| % Max Student Hrs: | 39% | 45% | 39% | 45% | 39% | 0% | 41% |
| % State Benchmark: | 78% | 89% | 78% | 89% | 78% | 0% | 82% |

| CRN | Course | Enroll | Dates | Days | BTime | ETime | Instructor | Hrs | Type |
|-------|-----------|--------|------------|-------|-------|-------|----------------------|-----|------|
| 73031 | AUTO V20 | 37 | 8/19 12/18 | M W F | 0800 | 0850 | Rockwood, Charles E. | 3 | WC |
| 73037 | AUTO V20L | 37 | 8/19 12/18 | F | 0900 | 1150 | Rockwood, Charles E. | 3 | WC |
| 73034 | AUTO V20L | 37 | 8/19 12/18 | M W | 0900 | 1150 | Rockwood, Charles E. | 6 | WC |
| 72990 | AUTO V14 | 34 | 8/19 12/18 | T R | 1230 | 1420 | Rockwood, Charles E. | 4 | WC |
| 72997 | AUTO V14L | 34 | 8/19 12/18 | R | 1430 | 1720 | Rockwood, Charles E. | 3 | WC |
| 72995 | AUTO V14L | 34 | 8/19 12/18 | T | 1430 | 1720 | Rockwood, Charles E. | 3 | WC |

| | | | | |
|----------------------------|-----------|----------------------|--------------|------------------------------|
| Utilization % Color Codes: | Red < 25% | Blue < 50% | Green < 90% | Gold >= 90% |
| Capacity: | 27 | Students (Banner) | Description: | Automotive Education Program |
| Stations: | 27 | Students (Fusion) | Division: | |
| Max Student Hrs: | 1,890 | Capacity * 70 Hrs/Wk | Room Use: | 110 Classroom |
| Use Factor: | 53 | Hrs/Week | Size: | 841 Sq. Feet |
| Occ Factor: | 18 | Students/Hr | TOP Code: | 094800 |
| State Benchmark: | 954 | Student Hours/Wk | TOP Title: | Automotive Technology |

Number of Students by Time and Day

| Time | Mon | Tues | Wed | Thur | Fri | Sat | Week |
|-------------------------------|------|------|------|------|-----|-----|-------|
| 0700 | 0 | 0 | 0 | 0 | 0 | 0 | 0 |
| 0730 | 0 | 0 | 0 | 0 | 0 | 0 | 0 |
| 0800 | 24 | 35 | 24 | 35 | 0 | 19 | 137 |
| 0830 | 24 | 35 | 24 | 35 | 0 | 19 | 137 |
| 0900 | 24 | 35 | 24 | 35 | 0 | 19 | 137 |
| 0930 | 24 | 35 | 24 | 35 | 0 | 19 | 137 |
| 1000 | 24 | 35 | 24 | 35 | 0 | 19 | 137 |
| 1030 | 24 | 35 | 24 | 35 | 0 | 19 | 137 |
| 1100 | 24 | 35 | 24 | 35 | 0 | 19 | 137 |
| 1130 | 24 | 35 | 24 | 35 | 0 | 19 | 137 |
| 1200 | 0 | 0 | 0 | 0 | 0 | 0 | 0 |
| 1230 | 0 | 0 | 0 | 0 | 0 | 0 | 0 |
| 1300 | 28 | 0 | 28 | 0 | 25 | 0 | 81 |
| 1330 | 28 | 0 | 28 | 0 | 25 | 0 | 81 |
| 1400 | 28 | 0 | 28 | 0 | 25 | 0 | 81 |
| 1430 | 28 | 0 | 28 | 0 | 25 | 0 | 81 |
| 1500 | 28 | 0 | 28 | 0 | 25 | 0 | 81 |
| 1530 | 28 | 0 | 28 | 0 | 25 | 0 | 81 |
| 1600 | 28 | 0 | 28 | 0 | 25 | 0 | 81 |
| 1630 | 28 | 0 | 28 | 0 | 0 | 0 | 56 |
| 1700 | 0 | 0 | 0 | 0 | 0 | 0 | 0 |
| 1730 | 0 | 0 | 0 | 0 | 0 | 0 | 0 |
| 1800 | 26 | 21 | 26 | 21 | 0 | 0 | 94 |
| 1830 | 26 | 21 | 26 | 21 | 0 | 0 | 94 |
| 1900 | 26 | 21 | 26 | 21 | 0 | 0 | 94 |
| 1930 | 26 | 21 | 26 | 21 | 0 | 0 | 94 |
| 2000 | 26 | 21 | 26 | 21 | 0 | 0 | 94 |
| 2030 | 26 | 21 | 26 | 21 | 0 | 0 | 94 |
| 2100 | 0 | 0 | 0 | 0 | 0 | 0 | 0 |
| 2130 | 0 | 0 | 0 | 0 | 0 | 0 | 0 |
| Total Student Seat 1/2 Hours: | 572 | 406 | 572 | 406 | 175 | 152 | 2,283 |
| Total Student Seat Hours: | 286 | 203 | 286 | 203 | 88 | 76 | 1,142 |
| % Max Student Hrs: | 76% | 54% | 76% | 54% | 23% | 20% | 60% |
| % State Benchmark: | 150% | 106% | 150% | 106% | 46% | 40% | 120% |

| CRN | Course | Enroll | Dates | Days | BTime | ETime | Instructor | Hrs | Type | |
|-------|-----------|--------|-------|------|-------|-------|------------|----------------------|------|----|
| 30113 | AUTO V49 | 5 | 4/12 | 4/19 | S | 0800 | 1150 | Cawelti, Andrew E. | 4 | DC |
| 31908 | AUTO V49 | 14 | 2/1 | 2/8 | S | 0800 | 1150 | Cawelti, Andrew E. | 4 | DC |
| 31519 | AUTO V17 | 35 | 1/6 | 5/19 | T R | 0800 | 0850 | Cawelti, Andrew E. | 2 | WC |
| 30005 | AUTO V26 | 24 | 1/6 | 5/19 | M W | 0800 | 0850 | Penuela, Alan | 2 | WC |
| 31528 | AUTO V17L | 35 | 1/6 | 5/19 | R | 0900 | 1150 | Cawelti, Andrew E. | 3 | WC |
| 30351 | AUTO V26L | 24 | 1/6 | 5/19 | W | 0900 | 1150 | Penuela, Alan | 3 | WC |
| 31520 | AUTO V17L | 35 | 1/6 | 5/19 | T | 0900 | 1150 | Cawelti, Andrew E. | 3 | WC |
| 30060 | AUTO V26L | 24 | 1/6 | 5/19 | M | 0900 | 1150 | Penuela, Alan | 3 | WC |
| 38062 | AUTO V10 | 25 | 1/6 | 5/19 | F | 1300 | 1615 | Doyle, James H. | 4 | WC |
| 31559 | AUTO V28 | 28 | 1/6 | 5/19 | M W | 1300 | 1350 | Rockwood, Charles E. | 2 | WC |
| 31565 | AUTO V28L | 28 | 1/6 | 5/19 | W | 1400 | 1650 | Rockwood, Charles E. | 3 | WC |
| 31563 | AUTO V28L | 28 | 1/6 | 5/19 | M | 1400 | 1650 | Rockwood, Charles E. | 3 | WC |
| 30159 | AUTO V48 | 2 | 3/11 | 5/8 | T R | 1800 | 2050 | Cawelti, Andrew E. | 6 | DC |
| 30037 | AUTO V48 | 19 | 1/7 | 3/6 | T R | 1800 | 2100 | Cawelti, Andrew E. | 6 | DC |
| 32303 | AUTO V46 | 26 | 3/3 | 4/30 | M W | 1800 | 2100 | Irwin, Eric J. | 6 | DC |

| | | | | |
|----------------------------|-----------|----------------------|--------------|------------------------------|
| Utilization % Color Codes: | Red < 25% | Blue < 50% | Green < 90% | Gold >= 90% |
| Capacity: | 27 | Students (Banner) | Description: | Automotive Education Program |
| Stations: | 27 | Students (Fusion) | Division: | |
| Max Student Hrs: | 1,890 | Capacity * 70 Hrs/Wk | Room Use: | 110 Classroom |
| Use Factor: | 53 | Hrs/Week | Size: | 841 Sq. Feet |
| Occ Factor: | 18 | Students/Hr | TOP Code: | 094800 |
| State Benchmark: | 954 | Student Hours/Wk | TOP Title: | Automotive Technology |

Number of Students by Time and Day

| Time | Mon | Tues | Wed | Thur | Fri | Sat | Week |
|-------------------------------|------|------|------|------|-----|-----|-------|
| 0700 | 0 | 0 | 0 | 0 | 0 | 0 | 0 |
| 0730 | 0 | 0 | 0 | 0 | 0 | 0 | 0 |
| 0800 | 26 | 35 | 26 | 35 | 24 | 0 | 146 |
| 0830 | 26 | 35 | 26 | 35 | 24 | 0 | 146 |
| 0900 | 25 | 35 | 25 | 35 | 24 | 0 | 144 |
| 0930 | 25 | 35 | 25 | 35 | 24 | 0 | 144 |
| 1000 | 25 | 35 | 25 | 35 | 24 | 0 | 144 |
| 1030 | 25 | 35 | 25 | 35 | 24 | 0 | 144 |
| 1100 | 25 | 35 | 25 | 35 | 24 | 0 | 144 |
| 1130 | 25 | 35 | 25 | 35 | 24 | 0 | 144 |
| 1200 | 0 | 0 | 0 | 0 | 0 | 0 | 0 |
| 1230 | 0 | 0 | 0 | 0 | 0 | 0 | 0 |
| 1300 | 33 | 0 | 33 | 0 | 0 | 0 | 66 |
| 1330 | 33 | 0 | 33 | 0 | 0 | 0 | 66 |
| 1400 | 32 | 0 | 32 | 0 | 0 | 0 | 64 |
| 1430 | 32 | 0 | 32 | 0 | 0 | 0 | 64 |
| 1500 | 32 | 0 | 32 | 0 | 0 | 0 | 64 |
| 1530 | 32 | 0 | 32 | 0 | 0 | 0 | 64 |
| 1600 | 32 | 0 | 32 | 0 | 0 | 0 | 64 |
| 1630 | 32 | 0 | 32 | 0 | 0 | 0 | 64 |
| 1700 | 0 | 0 | 0 | 0 | 0 | 0 | 0 |
| 1730 | 0 | 0 | 0 | 0 | 0 | 0 | 0 |
| 1800 | 0 | 27 | 0 | 27 | 0 | 0 | 54 |
| 1830 | 0 | 27 | 22 | 27 | 0 | 0 | 76 |
| 1900 | 0 | 27 | 22 | 27 | 0 | 0 | 76 |
| 1930 | 0 | 27 | 22 | 27 | 0 | 0 | 76 |
| 2000 | 0 | 27 | 22 | 27 | 0 | 0 | 76 |
| 2030 | 0 | 27 | 22 | 27 | 0 | 0 | 76 |
| 2100 | 0 | 0 | 22 | 0 | 0 | 0 | 22 |
| 2130 | 0 | 0 | 22 | 0 | 0 | 0 | 22 |
| Total Student Seat 1/2 Hours: | 460 | 442 | 614 | 442 | 192 | 0 | 2,150 |
| Total Student Seat Hours: | 230 | 221 | 307 | 221 | 96 | 0 | 1,075 |
| % Max Student Hrs: | 61% | 58% | 81% | 58% | 25% | 0% | 57% |
| % State Benchmark: | 121% | 116% | 161% | 116% | 50% | 0% | 113% |

| CRN | Course | Enroll | Dates | Days | BTime | ETime | Instructor | Hrs | Type |
|-------|-----------|--------|------------|------|-------|-------|--------------------|-----|------|
| 72186 | AUTO V49 | 12 | 11/8 11/15 | F | 0800 | 1150 | Cawelti, Andrew E. | 4 | PA |
| 72175 | AUTO V49 | 12 | 9/6 9/13 | F | 0800 | 1150 | Cawelti, Andrew E. | 4 | PA |
| 73006 | AUTO V15 | 35 | 8/19 12/18 | T R | 0800 | 0850 | Cawelti, Andrew E. | 2 | WC |
| 70318 | AUTO V28 | 26 | 8/19 12/18 | M W | 0800 | 0850 | Penuela, Alan | 2 | WC |
| 73016 | AUTO V15L | 35 | 8/19 12/18 | R | 0900 | 1150 | Cawelti, Andrew E. | 3 | WC |
| 70320 | AUTO V28L | 25 | 8/19 12/18 | W | 0900 | 1150 | Penuela, Alan | 3 | WC |
| 73010 | AUTO V15L | 35 | 8/19 12/18 | T | 0900 | 1150 | Cawelti, Andrew E. | 3 | WC |
| 70319 | AUTO V28L | 25 | 8/19 12/18 | M | 0900 | 1150 | Penuela, Alan | 3 | WC |
| 73039 | AUTO V26 | 33 | 8/19 12/18 | M W | 1300 | 1350 | Cawelti, Andrew E. | 2 | WC |
| 73043 | AUTO V26L | 32 | 8/19 12/18 | W | 1400 | 1650 | Cawelti, Andrew E. | 3 | WC |
| 74344 | AUTO V26L | 32 | 8/19 12/18 | M | 1400 | 1650 | Cawelti, Andrew E. | 3 | WC |
| 71144 | AUTO V46 | 27 | 8/20 10/10 | T R | 1800 | 2050 | Cawelti, Andrew E. | 6 | DC |
| 75024 | AUTO V10 | 22 | 8/19 12/18 | W | 1830 | 2145 | Doyle, James H. | 4 | WC |

| | | | | |
|----------------------------|-----------|----------------------|--------------|----------------------------------|
| Utilization % Color Codes: | Red < 25% | Blue < 50% | Green < 90% | Gold >= 90% |
| Capacity: | 40 | Students (Banner) | Description: | Small Gymnasium |
| Stations: | 92 | Students (Fusion) | Division: | 11 |
| Max Student Hrs: | 2,800 | Capacity * 70 Hrs/Wk | Room Use: | 520 Athletics/Physical Education |
| Use Factor: | 53 | Hrs/Week | Size: | 1,594 Sq. Feet |
| Occ Factor: | 27 | Students/Hr | TOP Code: | 083500 |
| State Benchmark: | 1,413 | Student Hours/Wk | TOP Title: | Physical Education |

Number of Students by Time and Day

| Time | Mon | Tues | Wed | Thur | Fri | Sat | Week |
|-------------------------------|-----|------|-----|------|-----|-----|-------|
| 0700 | 0 | 0 | 0 | 0 | 0 | 0 | 0 |
| 0730 | 0 | 0 | 0 | 0 | 0 | 0 | 0 |
| 0800 | 0 | 0 | 0 | 0 | 0 | 0 | 0 |
| 0830 | 0 | 0 | 0 | 0 | 0 | 0 | 0 |
| 0900 | 0 | 31 | 0 | 31 | 0 | 0 | 62 |
| 0930 | 0 | 31 | 0 | 31 | 0 | 0 | 62 |
| 1000 | 0 | 31 | 0 | 31 | 0 | 0 | 62 |
| 1030 | 0 | 41 | 0 | 41 | 0 | 0 | 82 |
| 1100 | 0 | 41 | 0 | 41 | 0 | 0 | 82 |
| 1130 | 0 | 41 | 0 | 41 | 0 | 0 | 82 |
| 1200 | 0 | 27 | 0 | 27 | 0 | 0 | 54 |
| 1230 | 0 | 27 | 0 | 27 | 0 | 0 | 54 |
| 1300 | 0 | 27 | 0 | 27 | 0 | 0 | 54 |
| 1330 | 0 | 0 | 0 | 0 | 0 | 0 | 0 |
| 1400 | 0 | 0 | 0 | 0 | 0 | 0 | 0 |
| 1430 | 0 | 0 | 0 | 0 | 0 | 0 | 0 |
| 1500 | 0 | 0 | 0 | 0 | 0 | 0 | 0 |
| 1530 | 0 | 0 | 0 | 0 | 0 | 0 | 0 |
| 1600 | 0 | 0 | 0 | 0 | 0 | 0 | 0 |
| 1630 | 0 | 0 | 0 | 0 | 0 | 0 | 0 |
| 1700 | 0 | 0 | 0 | 0 | 0 | 0 | 0 |
| 1730 | 0 | 0 | 0 | 0 | 0 | 0 | 0 |
| 1800 | 0 | 23 | 0 | 0 | 0 | 0 | 23 |
| 1830 | 0 | 23 | 0 | 0 | 0 | 0 | 23 |
| 1900 | 29 | 23 | 16 | 0 | 0 | 0 | 68 |
| 1930 | 29 | 23 | 16 | 0 | 0 | 0 | 68 |
| 2000 | 29 | 23 | 16 | 0 | 0 | 0 | 68 |
| 2030 | 29 | 23 | 16 | 0 | 0 | 0 | 68 |
| 2100 | 29 | 0 | 16 | 0 | 0 | 0 | 45 |
| 2130 | 29 | 0 | 16 | 0 | 0 | 0 | 45 |
| Total Student Seat 1/2 Hours: | 174 | 435 | 96 | 297 | 0 | 0 | 1,002 |
| Total Student Seat Hours: | 87 | 218 | 48 | 149 | 0 | 0 | 501 |
| % Max Student Hrs: | 16% | 39% | 9% | 27% | 0% | 0% | 18% |
| % State Benchmark: | 31% | 77% | 17% | 53% | 0% | 0% | 35% |

| CRN | Course | Enroll | Dates | Days | BTime | ETime | Instructor | Hrs | Type |
|-------|---------|--------|-------|------|-------|-------|------------|-----------------------|------|
| 31218 | KIN V52 | 31 | 1/6 | 5/19 | T R | 0900 | 1015 | Reynosa, Edward L. | 3 WC |
| 30699 | KIN V80 | 41 | 1/6 | 5/19 | T R | 1030 | 1145 | Schreiber, Carol L. | 3 WC |
| 30762 | KIN V52 | 27 | 1/6 | 5/19 | T R | 1200 | 1315 | Reynosa, Edward L. | 3 WC |
| 31276 | HED V94 | 23 | 1/6 | 5/19 | T | 1800 | 2050 | Chaney, Mark | 3 PA |
| 31230 | KIN V52 | 16 | 1/6 | 5/19 | W | 1900 | 2150 | Reynosa, Edward L. | 3 WC |
| 32484 | KIN V80 | 29 | 1/6 | 5/19 | M | 1900 | 2150 | McLean-Emery, Tara L. | 3 WC |

| | | | | |
|----------------------------|-----------|----------------------|--------------|----------------------------------|
| Utilization % Color Codes: | Red < 25% | Blue < 50% | Green < 90% | Gold >= 90% |
| Capacity: | 40 | Students (Banner) | Description: | Small Gymnasium |
| Stations: | 92 | Students (Fusion) | Division: | 11 |
| Max Student Hrs: | 2,800 | Capacity * 70 Hrs/Wk | Room Use: | 520 Athletics/Physical Education |
| Use Factor: | 53 | Hrs/Week | Size: | 1,594 Sq. Feet |
| Occ Factor: | 27 | Students/Hr | TOP Code: | 083500 |
| State Benchmark: | 1,413 | Student Hours/Wk | TOP Title: | Physical Education |

Number of Students by Time and Day

| Time | Mon | Tues | Wed | Thur | Fri | Sat | Week |
|-------------------------------|-----|------|-----|------|-----|-----|-------|
| 0700 | 0 | 0 | 0 | 0 | 0 | 0 | 0 |
| 0730 | 0 | 0 | 0 | 0 | 0 | 0 | 0 |
| 0800 | 0 | 0 | 0 | 0 | 0 | 0 | 0 |
| 0830 | 0 | 0 | 0 | 0 | 0 | 0 | 0 |
| 0900 | 0 | 37 | 0 | 37 | 0 | 0 | 74 |
| 0930 | 0 | 37 | 0 | 37 | 0 | 0 | 74 |
| 1000 | 0 | 37 | 0 | 37 | 0 | 0 | 74 |
| 1030 | 0 | 36 | 0 | 36 | 0 | 0 | 72 |
| 1100 | 0 | 36 | 0 | 36 | 0 | 0 | 72 |
| 1130 | 0 | 36 | 0 | 36 | 0 | 0 | 72 |
| 1200 | 0 | 41 | 0 | 41 | 0 | 0 | 82 |
| 1230 | 40 | 41 | 40 | 41 | 0 | 0 | 162 |
| 1300 | 40 | 41 | 40 | 41 | 0 | 0 | 162 |
| 1330 | 40 | 0 | 40 | 0 | 0 | 0 | 80 |
| 1400 | 0 | 0 | 0 | 0 | 0 | 0 | 0 |
| 1430 | 0 | 0 | 0 | 0 | 0 | 0 | 0 |
| 1500 | 0 | 0 | 0 | 0 | 0 | 0 | 0 |
| 1530 | 0 | 0 | 0 | 0 | 0 | 0 | 0 |
| 1600 | 0 | 0 | 0 | 0 | 0 | 0 | 0 |
| 1630 | 0 | 0 | 0 | 0 | 0 | 0 | 0 |
| 1700 | 0 | 0 | 0 | 0 | 0 | 0 | 0 |
| 1730 | 0 | 0 | 0 | 0 | 0 | 0 | 0 |
| 1800 | 0 | 0 | 0 | 0 | 0 | 0 | 0 |
| 1830 | 0 | 31 | 0 | 0 | 0 | 0 | 31 |
| 1900 | 26 | 31 | 35 | 0 | 0 | 0 | 92 |
| 1930 | 26 | 31 | 35 | 0 | 0 | 0 | 92 |
| 2000 | 26 | 31 | 35 | 0 | 0 | 0 | 92 |
| 2030 | 26 | 31 | 35 | 0 | 0 | 0 | 92 |
| 2100 | 26 | 31 | 35 | 0 | 0 | 0 | 92 |
| 2130 | 26 | 0 | 35 | 0 | 0 | 0 | 61 |
| Total Student Seat 1/2 Hours: | 276 | 528 | 330 | 342 | 0 | 0 | 1,476 |
| Total Student Seat Hours: | 138 | 264 | 165 | 171 | 0 | 0 | 738 |
| % Max Student Hrs: | 25% | 47% | 29% | 31% | 0% | 0% | 26% |
| % State Benchmark: | 49% | 93% | 58% | 61% | 0% | 0% | 52% |

| CRN | Course | Enroll | Dates | Days | BTime | ETime | Instructor | Hrs | Type |
|-------|---------|--------|------------|------|-------|-------|-----------------------|-----|------|
| 70029 | KIN V52 | 37 | 8/19 12/18 | T R | 0900 | 1015 | Reynosa, Edward L. | 3 | WC |
| 70073 | KIN V80 | 36 | 8/19 12/18 | T R | 1030 | 1145 | Schreiber, Carol L. | 3 | WC |
| 70425 | KIN V52 | 41 | 8/19 12/18 | T R | 1200 | 1315 | Reynosa, Edward L. | 3 | WC |
| 70021 | KIN V80 | 40 | 8/19 12/18 | M W | 1230 | 1345 | McLean-Emery, Tara L. | 3 | WC |
| 70727 | KIN V80 | 31 | 8/19 12/18 | T | 1830 | 2120 | McLean-Emery, Tara L. | 3 | WC |
| 70411 | KIN V52 | 35 | 8/19 12/18 | W | 1900 | 2150 | Reynosa, Edward L. | 3 | WC |
| 70387 | KIN V85 | 26 | 8/19 12/18 | M | 1900 | 2150 | Greenberg, Valerie M. | 3 | IU |

Utilization % Color Codes:

| | | | |
|-----------|------------|-------------|-------------|
| Red < 25% | Blue < 50% | Green < 90% | Gold >= 90% |
|-----------|------------|-------------|-------------|


| | | | | | |
|------------------|-------|----------------------|--------------|---|-----------|
| Capacity: | 45 | Students (Banner) | Description: | Arfalea Child Development Center | |
| Stations: | 35 | Students (Fusion) | Division: | 36 | |
| Max Student Hrs: | 3,150 | Capacity * 70 Hrs/Wk | Room Use: | 210 | Class Lab |
| Use Factor: | 53 | Hrs/Week | Size: | 776 | Sq. Feet |
| Occ Factor: | 30 | Students/Hr | TOP Code: | 130500 | |
| State Benchmark: | 1,590 | Student Hours/Wk | TOP Title: | Child Development/Early Care and Educatio | |

Number of Students by Time and Day

| Time | Mon | Tues | Wed | Thur | Fri | Sat | Week |
|-------------------------------|-----|------|------|------|-----|-----|-------|
| 0700 | 0 | 0 | 0 | 0 | 0 | 0 | 0 |
| 0730 | 0 | 0 | 0 | 0 | 0 | 0 | 0 |
| 0800 | 0 | 0 | 0 | 0 | 0 | 0 | 0 |
| 0830 | 43 | 0 | 43 | 0 | 0 | 0 | 86 |
| 0900 | 43 | 38 | 43 | 38 | 0 | 0 | 162 |
| 0930 | 43 | 38 | 43 | 38 | 0 | 0 | 162 |
| 1000 | 40 | 38 | 40 | 38 | 0 | 0 | 156 |
| 1030 | 40 | 39 | 40 | 39 | 0 | 0 | 158 |
| 1100 | 40 | 39 | 40 | 39 | 0 | 0 | 158 |
| 1130 | 0 | 39 | 0 | 39 | 0 | 0 | 78 |
| 1200 | 0 | 0 | 0 | 0 | 0 | 0 | 0 |
| 1230 | 38 | 38 | 38 | 38 | 0 | 0 | 152 |
| 1300 | 38 | 38 | 38 | 38 | 0 | 0 | 152 |
| 1330 | 38 | 38 | 38 | 38 | 0 | 0 | 152 |
| 1400 | 38 | 38 | 38 | 38 | 0 | 0 | 152 |
| 1430 | 0 | 0 | 0 | 0 | 0 | 0 | 0 |
| 1500 | 0 | 0 | 0 | 0 | 0 | 0 | 0 |
| 1530 | 0 | 0 | 0 | 0 | 0 | 0 | 0 |
| 1600 | 0 | 0 | 32 | 0 | 0 | 0 | 32 |
| 1630 | 0 | 0 | 32 | 0 | 0 | 0 | 32 |
| 1700 | 0 | 71 | 32 | 0 | 0 | 0 | 103 |
| 1730 | 0 | 71 | 32 | 27 | 0 | 0 | 130 |
| 1800 | 33 | 71 | 32 | 27 | 0 | 0 | 163 |
| 1830 | 33 | 71 | 27 | 27 | 0 | 0 | 158 |
| 1900 | 33 | 71 | 27 | 27 | 0 | 0 | 158 |
| 1930 | 33 | 71 | 27 | 27 | 0 | 0 | 158 |
| 2000 | 33 | 71 | 27 | 27 | 0 | 0 | 158 |
| 2030 | 33 | 71 | 0 | 0 | 0 | 0 | 104 |
| 2100 | 0 | 0 | 0 | 0 | 0 | 0 | 0 |
| 2130 | 0 | 0 | 0 | 0 | 0 | 0 | 0 |
| Total Student Seat 1/2 Hours: | 599 | 951 | 669 | 545 | 0 | 0 | 2,764 |
| Total Student Seat Hours: | 300 | 476 | 335 | 273 | 0 | 0 | 1,382 |
| % Max Student Hrs: | 48% | 75% | 53% | 43% | 0% | 0% | 44% |
| % State Benchmark: | 94% | 150% | 105% | 86% | 0% | 0% | 87% |

| CRN | Course | Enroll | Dates | Days | BTime | ETime | Instructor | Hrs | Type | |
|-------|---------|--------|-------|------|-------|-------|------------|---------------------|------|----|
| 30406 | CD V02 | 43 | 1/6 | 5/19 | M W | 0830 | 0945 | Karkos, Kimberly A. | 3 | WC |
| 30190 | CD V63 | 38 | 1/6 | 5/19 | T R | 0900 | 1015 | Parker, Jennifer K. | 3 | WC |
| 34318 | CD V62 | 40 | 1/6 | 5/19 | M W | 1000 | 1115 | Karkos, Kimberly A. | 3 | WC |
| 30137 | CD V14 | 39 | 1/6 | 5/19 | T R | 1030 | 1145 | Parker, Jennifer K. | 3 | WC |
| 31067 | CD V02 | 38 | 2/4 | 5/8 | T R | 1230 | 1420 | Karkos, Kimberly A. | 4 | DC |
| 33155 | CD V61 | 38 | 2/3 | 5/7 | M W | 1230 | 1420 | Karkos, Kimberly A. | 4 | DC |
| 30358 | CD V64A | 32 | 1/6 | 5/19 | W | 1600 | 1815 | Parker, Jennifer K. | 3 | PA |
| 30474 | CD V01 | 33 | 1/7 | 1/28 | T | 1700 | 2050 | Douglas, Robin L. | 4 | DC |
| 30458 | CD V05 | 38 | 2/4 | 5/6 | T | 1700 | 2050 | Douglas, Robin L. | 4 | DC |
| 30256 | CD V65 | 27 | 1/6 | 5/19 | R | 1730 | 2020 | Karkos, Kimberly A. | 3 | WC |
| 30464 | CD V63 | 33 | 1/6 | 5/19 | M | 1800 | 2050 | Everest, Marian C. | 3 | WC |
| 30708 | CD V64B | 27 | 1/6 | 5/19 | W | 1830 | 2020 | Parker, Jennifer K. | 2 | PA |

Utilization % Color Codes:




| | | | | | |
|------------------|-------|----------------------|--------------|---|-----------|
| Capacity: | 45 | Students (Banner) | Description: | Arfalea Child Development Center | |
| Stations: | 35 | Students (Fusion) | Division: | 36 | |
| Max Student Hrs: | 3,150 | Capacity * 70 Hrs/Wk | Room Use: | 210 | Class Lab |
| Use Factor: | 53 | Hrs/Week | Size: | 776 | Sq. Feet |
| Occ Factor: | 30 | Students/Hr | TOP Code: | 130500 | |
| State Benchmark: | 1,590 | Student Hours/Wk | TOP Title: | Child Development/Early Care and Educatio | |

Number of Students by Time and Day

| Time | Mon | Tues | Wed | Thur | Fri | Sat | Week |
|-------------------------------|------|------|------|------|-----|-----|-------|
| 0700 | 0 | 0 | 0 | 0 | 0 | 0 | 0 |
| 0730 | 0 | 0 | 0 | 0 | 0 | 0 | 0 |
| 0800 | 0 | 0 | 0 | 0 | 0 | 0 | 0 |
| 0830 | 42 | 0 | 42 | 0 | 0 | 0 | 84 |
| 0900 | 42 | 33 | 42 | 33 | 0 | 0 | 150 |
| 0930 | 42 | 33 | 42 | 33 | 0 | 0 | 150 |
| 1000 | 41 | 33 | 41 | 33 | 0 | 0 | 148 |
| 1030 | 41 | 34 | 41 | 34 | 0 | 0 | 150 |
| 1100 | 41 | 34 | 41 | 34 | 0 | 0 | 150 |
| 1130 | 0 | 34 | 0 | 34 | 0 | 0 | 68 |
| 1200 | 0 | 0 | 0 | 0 | 0 | 0 | 0 |
| 1230 | 0 | 0 | 0 | 0 | 0 | 0 | 0 |
| 1300 | 42 | 39 | 42 | 39 | 0 | 0 | 162 |
| 1330 | 42 | 39 | 42 | 39 | 0 | 0 | 162 |
| 1400 | 42 | 39 | 42 | 39 | 0 | 0 | 162 |
| 1430 | 42 | 39 | 42 | 39 | 0 | 0 | 162 |
| 1500 | 0 | 0 | 0 | 0 | 0 | 0 | 0 |
| 1530 | 0 | 0 | 0 | 0 | 0 | 0 | 0 |
| 1600 | 0 | 42 | 24 | 0 | 0 | 0 | 66 |
| 1630 | 0 | 42 | 24 | 0 | 0 | 0 | 66 |
| 1700 | 41 | 42 | 24 | 0 | 0 | 0 | 107 |
| 1730 | 41 | 42 | 24 | 23 | 0 | 0 | 130 |
| 1800 | 41 | 42 | 0 | 23 | 0 | 0 | 106 |
| 1830 | 41 | 42 | 0 | 23 | 0 | 0 | 106 |
| 1900 | 41 | 0 | 42 | 23 | 0 | 0 | 106 |
| 1930 | 41 | 0 | 42 | 23 | 0 | 0 | 106 |
| 2000 | 41 | 0 | 42 | 23 | 0 | 0 | 106 |
| 2030 | 41 | 0 | 42 | 0 | 0 | 0 | 83 |
| 2100 | 0 | 0 | 42 | 0 | 0 | 0 | 42 |
| 2130 | 0 | 0 | 0 | 0 | 0 | 0 | 0 |
| Total Student Seat 1/2 Hours: | 745 | 609 | 723 | 495 | 0 | 0 | 2,572 |
| Total Student Seat Hours: | 373 | 305 | 362 | 248 | 0 | 0 | 1,286 |
| % Max Student Hrs: | 59% | 48% | 57% | 39% | 0% | 0% | 41% |
| % State Benchmark: | 117% | 96% | 114% | 78% | 0% | 0% | 81% |

| CRN | Course | Enroll | Dates | Days | BTime | ETime | Instructor | Hrs | Type |
|-------|---------|--------|------------|------|-------|-------|---------------------|-----|------|
| 70630 | CD V02 | 42 | 8/19 12/18 | M W | 0830 | 0945 | Karkos, Kimberly A. | 3 | WC |
| 70069 | CD V63 | 33 | 8/19 12/18 | T R | 0900 | 1015 | Parker, Jennifer K. | 3 | WC |
| 70853 | CD V62 | 41 | 8/19 12/18 | M W | 1000 | 1115 | Karkos, Kimberly A. | 3 | WC |
| 72135 | CD V19 | 34 | 8/19 12/18 | T R | 1030 | 1145 | Parker, Jennifer K. | 3 | WC |
| 72335 | CD V61 | 39 | 9/17 12/10 | T R | 1300 | 1450 | Karkos, Kimberly A. | 4 | DC |
| 72019 | CD V02 | 42 | 9/16 12/9 | M W | 1300 | 1450 | Karkos, Kimberly A. | 4 | DC |
| 70434 | CD V64B | 24 | 8/19 12/18 | W | 1600 | 1750 | Parker, Jennifer K. | 2 | PA |
| 70680 | CD V28 | 42 | 8/19 12/18 | T | 1600 | 1850 | Karkos, Kimberly A. | 3 | WC |
| 70439 | CD V05 | 41 | 9/16 12/9 | M | 1700 | 2050 | Douglas, Robin L. | 4 | DC |
| 70521 | CD V63 | 23 | 8/19 12/18 | R | 1730 | 2020 | Everest, Marian C. | 3 | WC |
| 70362 | CD V64A | 42 | 8/19 12/18 | W | 1900 | 2115 | Parker, Jennifer K. | 3 | PA |

Utilization % Color Codes:



| | | | | | |
|------------------|-------|----------------------|--------------|---|-----------|
| Capacity: | 45 | Students (Banner) | Description: | Arfalea Child Development Center | |
| Stations: | 35 | Students (Fusion) | Division: | 36 | |
| Max Student Hrs: | 3,150 | Capacity * 70 Hrs/Wk | Room Use: | 210 | Class Lab |
| Use Factor: | 53 | Hrs/Week | Size: | 776 | Sq. Feet |
| Occ Factor: | 30 | Students/Hr | TOP Code: | 130500 | |
| State Benchmark: | 1,590 | Student Hours/Wk | TOP Title: | Child Development/Early Care and Educatio | |

Number of Students by Time and Day

| Time | Mon | Tues | Wed | Thur | Fri | Sat | Week |
|-------------------------------|-----|------|-----|------|-----|-----|-------|
| 0700 | 0 | 0 | 0 | 0 | 0 | 0 | 0 |
| 0730 | 0 | 0 | 0 | 0 | 0 | 0 | 0 |
| 0800 | 0 | 0 | 0 | 0 | 0 | 0 | 0 |
| 0830 | 0 | 0 | 0 | 0 | 0 | 0 | 0 |
| 0900 | 32 | 32 | 32 | 32 | 0 | 0 | 128 |
| 0930 | 32 | 32 | 32 | 32 | 0 | 0 | 128 |
| 1000 | 32 | 32 | 32 | 32 | 0 | 0 | 128 |
| 1030 | 32 | 32 | 32 | 32 | 0 | 0 | 128 |
| 1100 | 32 | 32 | 32 | 32 | 0 | 0 | 128 |
| 1130 | 32 | 32 | 32 | 32 | 0 | 0 | 128 |
| 1200 | 0 | 0 | 0 | 0 | 0 | 0 | 0 |
| 1230 | 0 | 0 | 0 | 0 | 0 | 0 | 0 |
| 1300 | 0 | 0 | 0 | 0 | 0 | 0 | 0 |
| 1330 | 0 | 0 | 0 | 0 | 0 | 0 | 0 |
| 1400 | 0 | 0 | 0 | 0 | 0 | 0 | 0 |
| 1430 | 0 | 0 | 0 | 0 | 0 | 0 | 0 |
| 1500 | 0 | 0 | 0 | 0 | 0 | 0 | 0 |
| 1530 | 0 | 0 | 0 | 0 | 0 | 0 | 0 |
| 1600 | 0 | 0 | 0 | 0 | 0 | 0 | 0 |
| 1630 | 0 | 0 | 0 | 0 | 0 | 0 | 0 |
| 1700 | 0 | 0 | 0 | 0 | 0 | 0 | 0 |
| 1730 | 0 | 38 | 0 | 38 | 0 | 0 | 76 |
| 1800 | 0 | 38 | 0 | 38 | 0 | 0 | 76 |
| 1830 | 0 | 38 | 0 | 38 | 0 | 0 | 76 |
| 1900 | 0 | 38 | 0 | 38 | 0 | 0 | 76 |
| 1930 | 0 | 38 | 0 | 38 | 0 | 0 | 76 |
| 2000 | 0 | 38 | 0 | 38 | 0 | 0 | 76 |
| 2030 | 0 | 38 | 0 | 38 | 0 | 0 | 76 |
| 2100 | 0 | 38 | 0 | 38 | 0 | 0 | 76 |
| 2130 | 0 | 0 | 0 | 0 | 0 | 0 | 0 |
| Total Student Seat 1/2 Hours: | 192 | 496 | 192 | 496 | 0 | 0 | 1,376 |
| Total Student Seat Hours: | 96 | 248 | 96 | 248 | 0 | 0 | 688 |
| % Max Student Hrs: | 15% | 39% | 15% | 39% | 0% | 0% | 22% |
| % State Benchmark: | 30% | 78% | 30% | 78% | 0% | 0% | 43% |

| CRN | Course | Enroll | Dates | Days | BTime | ETime | Instructor | Hrs | Type | |
|-------|--------|--------|-------|------|-------|-------|------------|-----------------|------|----|
| 55572 | CD V03 | 32 | 6/17 | 7/15 | MTWR | 0900 | 1150 | Loman, Nancy L. | 12 | DC |
| 55747 | CD V24 | 38 | 6/18 | 7/30 | T R | 1730 | 2120 | Rhone, Jamie L. | 8 | DC |

| | | | | |
|----------------------------|-----------|----------------------|--------------|---------------------------|
| Utilization % Color Codes: | Red < 25% | Blue < 50% | Green < 90% | Gold >= 90% |
| Capacity: | 40 | Students (Banner) | Description: | Creative Resources Center |
| Stations: | 45 | Students (Fusion) | Division: | 38 |
| Max Student Hrs: | 2,800 | Capacity * 70 Hrs/Wk | Room Use: | 110 Classroom |
| Use Factor: | 53 | Hrs/Week | Size: | 675 Sq. Feet |
| Occ Factor: | 27 | Students/Hr | TOP Code: | 009900 |
| State Benchmark: | 1,413 | Student Hours/Wk | TOP Title: | General Assignment |

Number of Students by Time and Day

| Time | Mon | Tues | Wed | Thur | Fri | Sat | Week |
|-------------------------------|-----|------|-----|------|-----|-----|-------|
| 0700 | 0 | 0 | 0 | 0 | 0 | 0 | 0 |
| 0730 | 0 | 0 | 0 | 0 | 0 | 0 | 0 |
| 0800 | 0 | 0 | 0 | 0 | 0 | 0 | 0 |
| 0830 | 0 | 0 | 0 | 0 | 0 | 0 | 0 |
| 0900 | 0 | 33 | 0 | 33 | 0 | 0 | 66 |
| 0930 | 38 | 33 | 38 | 33 | 38 | 0 | 180 |
| 1000 | 38 | 33 | 38 | 33 | 38 | 0 | 180 |
| 1030 | 24 | 36 | 24 | 36 | 24 | 0 | 144 |
| 1100 | 24 | 36 | 24 | 36 | 24 | 0 | 144 |
| 1130 | 36 | 36 | 36 | 36 | 36 | 0 | 180 |
| 1200 | 36 | 0 | 36 | 0 | 36 | 0 | 108 |
| 1230 | 0 | 0 | 0 | 0 | 0 | 0 | 0 |
| 1300 | 0 | 0 | 0 | 0 | 0 | 0 | 0 |
| 1330 | 0 | 0 | 0 | 0 | 0 | 0 | 0 |
| 1400 | 0 | 0 | 0 | 0 | 0 | 0 | 0 |
| 1430 | 0 | 0 | 0 | 0 | 0 | 0 | 0 |
| 1500 | 0 | 0 | 0 | 0 | 0 | 0 | 0 |
| 1530 | 0 | 0 | 0 | 0 | 0 | 0 | 0 |
| 1600 | 0 | 0 | 0 | 0 | 0 | 0 | 0 |
| 1630 | 0 | 0 | 0 | 0 | 0 | 0 | 0 |
| 1700 | 0 | 0 | 0 | 0 | 0 | 0 | 0 |
| 1730 | 0 | 0 | 0 | 0 | 0 | 0 | 0 |
| 1800 | 0 | 0 | 0 | 0 | 0 | 0 | 0 |
| 1830 | 0 | 0 | 0 | 0 | 0 | 0 | 0 |
| 1900 | 25 | 37 | 30 | 17 | 0 | 0 | 109 |
| 1930 | 25 | 37 | 30 | 17 | 0 | 0 | 109 |
| 2000 | 25 | 37 | 30 | 17 | 0 | 0 | 109 |
| 2030 | 25 | 37 | 30 | 17 | 0 | 0 | 109 |
| 2100 | 25 | 37 | 30 | 17 | 0 | 0 | 109 |
| 2130 | 25 | 37 | 30 | 17 | 0 | 0 | 109 |
| Total Student Seat 1/2 Hours: | 346 | 429 | 376 | 309 | 196 | 0 | 1,656 |
| Total Student Seat Hours: | 173 | 215 | 188 | 155 | 98 | 0 | 828 |
| % Max Student Hrs: | 31% | 38% | 34% | 28% | 18% | 0% | 30% |
| % State Benchmark: | 61% | 76% | 67% | 55% | 35% | 0% | 59% |

| CRN | Course | Enroll | Dates | Days | BTime | ETime | Instructor | Hrs | Type |
|-------|--------|--------|-------|------|-------|-------|------------|------------------|------|
| 30802 | CJ V28 | 33 | 1/6 | 5/19 | T R | 0900 | 1015 | Goff, Richard B. | 3 WC |
| 30735 | CJ V01 | 38 | 1/6 | 5/19 | M W F | 0930 | 1020 | Goff, Richard B. | 3 WC |
| 35331 | CJ V30 | 36 | 1/6 | 5/19 | T R | 1030 | 1145 | Goff, Richard B. | 3 WC |
| 30262 | CJ V25 | 24 | 1/6 | 5/19 | M W F | 1030 | 1120 | Goff, Richard B. | 3 WC |
| 30785 | CJ V08 | 36 | 1/6 | 5/19 | M W F | 1130 | 1220 | Goff, Richard B. | 3 WC |
| 39502 | CJ V27 | 17 | 1/6 | 5/19 | R | 1900 | 2150 | Martinez, Peter | 3 WC |
| 30747 | CJ V01 | 30 | 1/6 | 5/19 | W | 1900 | 2150 | Lovio, Gilbert | 3 WC |
| 31111 | CJ V01 | 37 | 1/6 | 5/19 | T | 1900 | 2150 | Goff, Richard B. | 3 WC |
| 31233 | CJ V05 | 25 | 1/6 | 5/19 | M | 1900 | 2150 | Goff, Richard B. | 3 WC |

| | | | | |
|----------------------------|-----------|----------------------|--------------|---------------------------|
| Utilization % Color Codes: | Red < 25% | Blue < 50% | Green < 90% | Gold >= 90% |
| Capacity: | 40 | Students (Banner) | Description: | Creative Resources Center |
| Stations: | 45 | Students (Fusion) | Division: | 38 |
| Max Student Hrs: | 2,800 | Capacity * 70 Hrs/Wk | Room Use: | 110 Classroom |
| Use Factor: | 53 | Hrs/Week | Size: | 675 Sq. Feet |
| Occ Factor: | 27 | Students/Hr | TOP Code: | 009900 |
| State Benchmark: | 1,413 | Student Hours/Wk | TOP Title: | General Assignment |

Number of Students by Time and Day

| Time | Mon | Tues | Wed | Thur | Fri | Sat | Week |
|-------------------------------|-----|------|-----|------|-----|-----|-------|
| 0700 | 0 | 0 | 0 | 0 | 0 | 0 | 0 |
| 0730 | 0 | 0 | 0 | 0 | 0 | 0 | 0 |
| 0800 | 0 | 0 | 0 | 0 | 0 | 0 | 0 |
| 0830 | 28 | 0 | 28 | 0 | 28 | 0 | 84 |
| 0900 | 28 | 34 | 28 | 34 | 28 | 0 | 152 |
| 0930 | 40 | 34 | 40 | 34 | 40 | 0 | 188 |
| 1000 | 40 | 34 | 40 | 34 | 40 | 0 | 188 |
| 1030 | 33 | 33 | 33 | 33 | 33 | 0 | 165 |
| 1100 | 33 | 33 | 33 | 33 | 33 | 0 | 165 |
| 1130 | 36 | 33 | 36 | 33 | 36 | 0 | 174 |
| 1200 | 36 | 24 | 36 | 24 | 36 | 0 | 156 |
| 1230 | 0 | 24 | 0 | 24 | 0 | 0 | 48 |
| 1300 | 0 | 24 | 0 | 24 | 0 | 0 | 48 |
| 1330 | 0 | 0 | 0 | 0 | 0 | 0 | 0 |
| 1400 | 0 | 0 | 0 | 0 | 0 | 0 | 0 |
| 1430 | 0 | 0 | 0 | 0 | 0 | 0 | 0 |
| 1500 | 0 | 0 | 0 | 0 | 0 | 0 | 0 |
| 1530 | 0 | 0 | 0 | 0 | 0 | 0 | 0 |
| 1600 | 0 | 0 | 0 | 0 | 0 | 0 | 0 |
| 1630 | 0 | 0 | 0 | 0 | 0 | 0 | 0 |
| 1700 | 0 | 0 | 0 | 0 | 0 | 0 | 0 |
| 1730 | 0 | 0 | 0 | 0 | 0 | 0 | 0 |
| 1800 | 0 | 0 | 0 | 0 | 0 | 0 | 0 |
| 1830 | 0 | 0 | 0 | 0 | 0 | 0 | 0 |
| 1900 | 39 | 37 | 38 | 29 | 0 | 0 | 143 |
| 1930 | 39 | 37 | 38 | 29 | 0 | 0 | 143 |
| 2000 | 39 | 37 | 38 | 29 | 0 | 0 | 143 |
| 2030 | 39 | 37 | 38 | 29 | 0 | 0 | 143 |
| 2100 | 39 | 37 | 38 | 29 | 0 | 0 | 143 |
| 2130 | 39 | 37 | 38 | 29 | 0 | 0 | 143 |
| Total Student Seat 1/2 Hours: | 508 | 495 | 502 | 447 | 274 | 0 | 2,226 |
| Total Student Seat Hours: | 254 | 248 | 251 | 224 | 137 | 0 | 1,113 |
| % Max Student Hrs: | 45% | 44% | 45% | 40% | 24% | 0% | 40% |
| % State Benchmark: | 90% | 88% | 89% | 79% | 48% | 0% | 79% |

| CRN | Course | Enroll | Dates | Days | BTime | ETime | Instructor | Hrs | Type |
|-------|--------|--------|------------|-------|-------|-------|---------------------|-----|------|
| 70875 | CJ V27 | 28 | 8/19 12/18 | M W F | 0830 | 0920 | Martinez, Peter | 3 | WC |
| 70005 | CJ V30 | 34 | 8/19 12/18 | T R | 0900 | 1015 | Goff, Richard B. | 3 | WC |
| 71761 | CJ V01 | 40 | 8/19 12/18 | M W F | 0930 | 1020 | Goff, Richard B. | 3 | WC |
| 71794 | CJ V28 | 33 | 8/19 12/18 | T R | 1030 | 1145 | Goff, Richard B. | 3 | WC |
| 71793 | CJ V25 | 33 | 8/19 12/18 | M W F | 1030 | 1120 | Goff, Richard B. | 3 | WC |
| 71788 | CJ V08 | 36 | 8/19 12/18 | M W F | 1130 | 1220 | Goff, Richard B. | 3 | WC |
| 71784 | CJ V07 | 24 | 8/19 12/18 | T R | 1200 | 1315 | Vujea, Terese A. | 3 | WC |
| 70558 | CJ V07 | 29 | 8/19 12/18 | R | 1900 | 2150 | Sims, Jason A. | 3 | WC |
| 70557 | CJ V01 | 38 | 8/19 12/18 | W | 1900 | 2150 | MacDonald, Bryan A. | 3 | WC |
| 71766 | CJ V01 | 37 | 8/19 12/18 | T | 1900 | 2150 | Goff, Richard B. | 3 | WC |
| 71377 | CJ V05 | 39 | 8/19 12/18 | M | 1900 | 2150 | Goff, Richard B. | 3 | WC |

| | | | | |
|----------------------------|-----------|----------------------|--------------|---------------------------|
| Utilization % Color Codes: | Red < 25% | Blue < 50% | Green < 90% | Gold >= 90% |
| Capacity: | 40 | Students (Banner) | Description: | Creative Resources Center |
| Stations: | 45 | Students (Fusion) | Division: | 38 |
| Max Student Hrs: | 2,800 | Capacity * 70 Hrs/Wk | Room Use: | 110 Classroom |
| Use Factor: | 53 | Hrs/Week | Size: | 675 Sq. Feet |
| Occ Factor: | 27 | Students/Hr | TOP Code: | 009900 |
| State Benchmark: | 1,413 | Student Hours/Wk | TOP Title: | General Assignment |

Number of Students by Time and Day

| Time | Mon | Tues | Wed | Thur | Fri | Sat | Week |
|-------------------------------|-----|------|-----|------|-----|-----|------|
| 0700 | 0 | 0 | 0 | 0 | 0 | 0 | 0 |
| 0730 | 0 | 0 | 0 | 0 | 0 | 0 | 0 |
| 0800 | 0 | 0 | 0 | 0 | 0 | 0 | 0 |
| 0830 | 0 | 0 | 0 | 0 | 0 | 0 | 0 |
| 0900 | 0 | 0 | 0 | 0 | 0 | 0 | 0 |
| 0930 | 0 | 0 | 0 | 0 | 0 | 0 | 0 |
| 1000 | 36 | 36 | 36 | 36 | 0 | 0 | 144 |
| 1030 | 36 | 36 | 36 | 36 | 0 | 0 | 144 |
| 1100 | 36 | 36 | 36 | 36 | 0 | 0 | 144 |
| 1130 | 36 | 36 | 36 | 36 | 0 | 0 | 144 |
| 1200 | 0 | 0 | 0 | 0 | 0 | 0 | 0 |
| 1230 | 0 | 0 | 0 | 0 | 0 | 0 | 0 |
| 1300 | 0 | 0 | 0 | 0 | 0 | 0 | 0 |
| 1330 | 0 | 0 | 0 | 0 | 0 | 0 | 0 |
| 1400 | 0 | 0 | 0 | 0 | 0 | 0 | 0 |
| 1430 | 0 | 0 | 0 | 0 | 0 | 0 | 0 |
| 1500 | 0 | 0 | 0 | 0 | 0 | 0 | 0 |
| 1530 | 0 | 0 | 0 | 0 | 0 | 0 | 0 |
| 1600 | 0 | 0 | 0 | 0 | 0 | 0 | 0 |
| 1630 | 0 | 0 | 0 | 0 | 0 | 0 | 0 |
| 1700 | 0 | 0 | 0 | 0 | 0 | 0 | 0 |
| 1730 | 0 | 0 | 0 | 0 | 0 | 0 | 0 |
| 1800 | 0 | 0 | 0 | 0 | 0 | 0 | 0 |
| 1830 | 0 | 0 | 0 | 0 | 0 | 0 | 0 |
| 1900 | 0 | 0 | 0 | 0 | 0 | 0 | 0 |
| 1930 | 0 | 0 | 0 | 0 | 0 | 0 | 0 |
| 2000 | 0 | 0 | 0 | 0 | 0 | 0 | 0 |
| 2030 | 0 | 0 | 0 | 0 | 0 | 0 | 0 |
| 2100 | 0 | 0 | 0 | 0 | 0 | 0 | 0 |
| 2130 | 0 | 0 | 0 | 0 | 0 | 0 | 0 |
| Total Student Seat 1/2 Hours: | 144 | 144 | 144 | 144 | 0 | 0 | 576 |
| Total Student Seat Hours: | 72 | 72 | 72 | 72 | 0 | 0 | 288 |
| % Max Student Hrs: | 13% | 13% | 13% | 13% | 0% | 0% | 10% |
| % State Benchmark: | 25% | 25% | 25% | 25% | 0% | 0% | 20% |

| CRN | Course | Enroll | Dates | Days | BTime | ETime | Instructor | Hrs | Type |
|-------|--------|--------|-------|------|-------|-------|------------|----------------------|------|
| 53427 | CJ V01 | 36 | 6/17 | 7/29 | MTWR | 1000 | 1150 | Camarillo, Robert C. | 8 DC |

| | | | | |
|----------------------------|-----------|----------------------|--------------|---------------------------|
| Utilization % Color Codes: | Red < 25% | Blue < 50% | Green < 90% | Gold >= 90% |
| Capacity: | 40 | Students (Banner) | Description: | Creative Resources Center |
| Stations: | 45 | Students (Fusion) | Division: | 38 |
| Max Student Hrs: | 2,800 | Capacity * 70 Hrs/Wk | Room Use: | 110 Classroom |
| Use Factor: | 53 | Hrs/Week | Size: | 722 Sq. Feet |
| Occ Factor: | 27 | Students/Hr | TOP Code: | 009900 |
| State Benchmark: | 1,413 | Student Hours/Wk | TOP Title: | General Assignment |

Number of Students by Time and Day

| Time | Mon | Tues | Wed | Thur | Fri | Sat | Week |
|-------------------------------|-----|------|-----|------|-----|-----|-------|
| 0700 | 0 | 0 | 0 | 0 | 0 | 0 | 0 |
| 0730 | 0 | 0 | 0 | 0 | 0 | 0 | 0 |
| 0800 | 0 | 0 | 0 | 0 | 0 | 0 | 0 |
| 0830 | 34 | 0 | 34 | 0 | 34 | 0 | 102 |
| 0900 | 34 | 39 | 34 | 39 | 34 | 0 | 180 |
| 0930 | 35 | 39 | 35 | 39 | 35 | 0 | 183 |
| 1000 | 35 | 39 | 35 | 39 | 35 | 0 | 183 |
| 1030 | 37 | 41 | 37 | 41 | 37 | 0 | 193 |
| 1100 | 37 | 41 | 37 | 41 | 37 | 0 | 193 |
| 1130 | 0 | 41 | 0 | 41 | 0 | 0 | 82 |
| 1200 | 0 | 38 | 0 | 38 | 0 | 0 | 76 |
| 1230 | 0 | 38 | 0 | 38 | 0 | 0 | 76 |
| 1300 | 0 | 38 | 0 | 38 | 0 | 0 | 76 |
| 1330 | 0 | 0 | 0 | 0 | 0 | 0 | 0 |
| 1400 | 0 | 0 | 0 | 0 | 0 | 0 | 0 |
| 1430 | 0 | 0 | 0 | 0 | 0 | 0 | 0 |
| 1500 | 0 | 0 | 0 | 0 | 0 | 0 | 0 |
| 1530 | 0 | 0 | 0 | 0 | 0 | 0 | 0 |
| 1600 | 0 | 0 | 0 | 0 | 0 | 0 | 0 |
| 1630 | 0 | 0 | 0 | 0 | 0 | 0 | 0 |
| 1700 | 0 | 0 | 0 | 0 | 0 | 0 | 0 |
| 1730 | 0 | 0 | 0 | 0 | 0 | 0 | 0 |
| 1800 | 0 | 0 | 0 | 0 | 0 | 0 | 0 |
| 1830 | 0 | 0 | 0 | 0 | 0 | 0 | 0 |
| 1900 | 22 | 0 | 27 | 34 | 0 | 0 | 83 |
| 1930 | 22 | 0 | 27 | 34 | 0 | 0 | 83 |
| 2000 | 22 | 0 | 27 | 34 | 0 | 0 | 83 |
| 2030 | 22 | 0 | 27 | 34 | 0 | 0 | 83 |
| 2100 | 22 | 0 | 27 | 34 | 0 | 0 | 83 |
| 2130 | 22 | 0 | 27 | 34 | 0 | 0 | 83 |
| Total Student Seat 1/2 Hours: | 344 | 354 | 374 | 558 | 212 | 0 | 1,842 |
| Total Student Seat Hours: | 172 | 177 | 187 | 279 | 106 | 0 | 921 |
| % Max Student Hrs: | 31% | 32% | 33% | 50% | 19% | 0% | 33% |
| % State Benchmark: | 61% | 63% | 66% | 99% | 38% | 0% | 65% |

| CRN | Course | Enroll | Dates | Days | BTime | ETime | Instructor | Hrs | Type | |
|-------|--------|--------|-------|------|-------|-------|------------|---------------------|------|----|
| 32017 | CJ V03 | 34 | 1/6 | 5/19 | M W F | 0830 | 0920 | Prell, Ted O. | 3 | WC |
| 30771 | CJ V03 | 39 | 1/6 | 5/19 | T R | 0900 | 1015 | Prell, Ted O. | 3 | WC |
| 30038 | CJ V02 | 35 | 1/6 | 5/19 | M W F | 0930 | 1020 | Prell, Ted O. | 3 | WC |
| 30742 | CJ V01 | 41 | 1/6 | 5/19 | T R | 1030 | 1145 | Prell, Ted O. | 3 | WC |
| 31034 | CJ V05 | 37 | 1/6 | 5/19 | M W F | 1030 | 1120 | Prell, Ted O. | 3 | WC |
| 30780 | CJ V05 | 38 | 1/6 | 5/19 | T R | 1200 | 1315 | Prell, Ted O. | 3 | WC |
| 30468 | CJ V02 | 34 | 1/6 | 5/19 | R | 1900 | 2150 | MacDonald, Bryan A. | 3 | WC |
| 30777 | CJ V04 | 27 | 1/6 | 5/19 | W | 1900 | 2150 | Dawson, Andrew | 3 | WC |
| 30774 | CJ V03 | 22 | 1/6 | 5/19 | M | 1900 | 2150 | Troy, Clifton | 3 | WC |

| | | | | |
|----------------------------|-----------|----------------------|--------------|---------------------------|
| Utilization % Color Codes: | Red < 25% | Blue < 50% | Green < 90% | Gold >= 90% |
| Capacity: | 40 | Students (Banner) | Description: | Creative Resources Center |
| Stations: | 45 | Students (Fusion) | Division: | 38 |
| Max Student Hrs: | 2,800 | Capacity * 70 Hrs/Wk | Room Use: | 110 Classroom |
| Use Factor: | 53 | Hrs/Week | Size: | 722 Sq. Feet |
| Occ Factor: | 27 | Students/Hr | TOP Code: | 009900 |
| State Benchmark: | 1,413 | Student Hours/Wk | TOP Title: | General Assignment |

Number of Students by Time and Day

| Time | Mon | Tues | Wed | Thur | Fri | Sat | Week |
|-------------------------------|-----|------|-----|------|-----|-----|-------|
| 0700 | 0 | 0 | 0 | 0 | 0 | 0 | 0 |
| 0730 | 0 | 0 | 0 | 0 | 0 | 0 | 0 |
| 0800 | 0 | 0 | 0 | 0 | 0 | 0 | 0 |
| 0830 | 38 | 0 | 38 | 0 | 38 | 0 | 114 |
| 0900 | 38 | 38 | 38 | 38 | 38 | 0 | 190 |
| 0930 | 40 | 38 | 40 | 38 | 40 | 0 | 196 |
| 1000 | 40 | 38 | 40 | 38 | 40 | 0 | 196 |
| 1030 | 37 | 40 | 37 | 40 | 37 | 0 | 191 |
| 1100 | 37 | 40 | 37 | 40 | 37 | 0 | 191 |
| 1130 | 0 | 40 | 0 | 40 | 0 | 0 | 80 |
| 1200 | 0 | 33 | 0 | 33 | 0 | 0 | 66 |
| 1230 | 0 | 33 | 0 | 33 | 0 | 0 | 66 |
| 1300 | 0 | 33 | 0 | 33 | 0 | 0 | 66 |
| 1330 | 0 | 0 | 0 | 0 | 0 | 0 | 0 |
| 1400 | 0 | 0 | 0 | 0 | 0 | 0 | 0 |
| 1430 | 0 | 0 | 0 | 0 | 0 | 0 | 0 |
| 1500 | 0 | 0 | 0 | 0 | 0 | 0 | 0 |
| 1530 | 0 | 0 | 0 | 0 | 0 | 0 | 0 |
| 1600 | 0 | 0 | 0 | 0 | 0 | 0 | 0 |
| 1630 | 0 | 0 | 0 | 0 | 0 | 0 | 0 |
| 1700 | 0 | 0 | 0 | 0 | 0 | 0 | 0 |
| 1730 | 0 | 0 | 0 | 0 | 0 | 0 | 0 |
| 1800 | 0 | 0 | 0 | 0 | 0 | 0 | 0 |
| 1830 | 0 | 0 | 0 | 0 | 0 | 0 | 0 |
| 1900 | 24 | 29 | 34 | 33 | 0 | 0 | 120 |
| 1930 | 24 | 29 | 34 | 33 | 0 | 0 | 120 |
| 2000 | 24 | 29 | 34 | 33 | 0 | 0 | 120 |
| 2030 | 24 | 29 | 34 | 33 | 0 | 0 | 120 |
| 2100 | 24 | 29 | 34 | 33 | 0 | 0 | 120 |
| 2130 | 24 | 29 | 34 | 33 | 0 | 0 | 120 |
| Total Student Seat 1/2 Hours: | 374 | 507 | 434 | 531 | 230 | 0 | 2,076 |
| Total Student Seat Hours: | 187 | 254 | 217 | 266 | 115 | 0 | 1,038 |
| % Max Student Hrs: | 33% | 45% | 39% | 47% | 21% | 0% | 37% |
| % State Benchmark: | 66% | 90% | 77% | 94% | 41% | 0% | 73% |

| CRN | Course | Enroll | Dates | Days | BTime | ETime | Instructor | Hrs | Type |
|-------|--------|--------|------------|-------|-------|-------|-----------------------|-----|------|
| 71900 | CJ V03 | 38 | 8/19 12/18 | M W F | 0830 | 0920 | Prell, Ted O. | 3 | WC |
| 71775 | CJ V03 | 38 | 8/19 12/18 | T R | 0900 | 1015 | Prell, Ted O. | 3 | WC |
| 71424 | CJ V02 | 40 | 8/19 12/18 | M W F | 0930 | 1020 | Prell, Ted O. | 3 | WC |
| 70127 | CJ V01 | 40 | 8/19 12/18 | T R | 1030 | 1145 | Prell, Ted O. | 3 | WC |
| 71780 | CJ V05 | 37 | 8/19 12/18 | M W F | 1030 | 1120 | Prell, Ted O. | 3 | WC |
| 71778 | CJ V05 | 33 | 8/19 12/18 | T R | 1200 | 1315 | Prell, Ted O. | 3 | WC |
| 70108 | CJ V02 | 33 | 8/19 12/18 | R | 1900 | 2150 | MacDonald, Bryan A. | 3 | WC |
| 79309 | CJ V03 | 34 | 8/19 12/18 | W | 1900 | 2150 | Vujea, Terese A. | 3 | WC |
| 70170 | CJ V08 | 29 | 8/19 12/18 | T | 1900 | 2150 | Estrella, Fernando M. | 3 | WC |
| 70145 | CJ V04 | 24 | 8/19 12/18 | M | 1900 | 2150 | Dawson, Andrew | 3 | WC |

| | | | | |
|----------------------------|-----------|----------------------|--------------|---------------------------|
| Utilization % Color Codes: | Red < 25% | Blue < 50% | Green < 90% | Gold >= 90% |
| Capacity: | 40 | Students (Banner) | Description: | Creative Resources Center |
| Stations: | 45 | Students (Fusion) | Division: | 38 |
| Max Student Hrs: | 2,800 | Capacity * 70 Hrs/Wk | Room Use: | 110 Classroom |
| Use Factor: | 53 | Hrs/Week | Size: | 722 Sq. Feet |
| Occ Factor: | 27 | Students/Hr | TOP Code: | 009900 |
| State Benchmark: | 1,413 | Student Hours/Wk | TOP Title: | General Assignment |

Number of Students by Time and Day

| Time | Mon | Tues | Wed | Thur | Fri | Sat | Week |
|-------------------------------|-----|------|-----|------|-----|-----|-------|
| 0700 | 0 | 0 | 0 | 0 | 0 | 0 | 0 |
| 0730 | 0 | 0 | 0 | 0 | 0 | 0 | 0 |
| 0800 | 25 | 25 | 25 | 25 | 0 | 0 | 100 |
| 0830 | 25 | 25 | 25 | 25 | 0 | 0 | 100 |
| 0900 | 25 | 25 | 25 | 25 | 0 | 0 | 100 |
| 0930 | 25 | 25 | 25 | 25 | 0 | 0 | 100 |
| 1000 | 0 | 0 | 0 | 0 | 0 | 0 | 0 |
| 1030 | 21 | 21 | 21 | 21 | 0 | 0 | 84 |
| 1100 | 21 | 21 | 21 | 21 | 0 | 0 | 84 |
| 1130 | 21 | 21 | 21 | 21 | 0 | 0 | 84 |
| 1200 | 21 | 21 | 21 | 21 | 0 | 0 | 84 |
| 1230 | 21 | 21 | 21 | 21 | 0 | 0 | 84 |
| 1300 | 0 | 0 | 0 | 0 | 0 | 0 | 0 |
| 1330 | 0 | 0 | 0 | 0 | 0 | 0 | 0 |
| 1400 | 0 | 0 | 0 | 0 | 0 | 0 | 0 |
| 1430 | 0 | 0 | 0 | 0 | 0 | 0 | 0 |
| 1500 | 0 | 0 | 0 | 0 | 0 | 0 | 0 |
| 1530 | 0 | 0 | 0 | 0 | 0 | 0 | 0 |
| 1600 | 0 | 0 | 0 | 0 | 0 | 0 | 0 |
| 1630 | 0 | 0 | 0 | 0 | 0 | 0 | 0 |
| 1700 | 0 | 0 | 0 | 0 | 0 | 0 | 0 |
| 1730 | 0 | 0 | 0 | 0 | 0 | 0 | 0 |
| 1800 | 0 | 31 | 0 | 31 | 0 | 0 | 62 |
| 1830 | 0 | 31 | 0 | 31 | 0 | 0 | 62 |
| 1900 | 0 | 31 | 0 | 31 | 0 | 0 | 62 |
| 1930 | 0 | 31 | 0 | 31 | 0 | 0 | 62 |
| 2000 | 0 | 31 | 0 | 31 | 0 | 0 | 62 |
| 2030 | 0 | 31 | 0 | 31 | 0 | 0 | 62 |
| 2100 | 0 | 31 | 0 | 31 | 0 | 0 | 62 |
| 2130 | 0 | 31 | 0 | 31 | 0 | 0 | 62 |
| Total Student Seat 1/2 Hours: | 205 | 453 | 205 | 453 | 0 | 0 | 1,316 |
| Total Student Seat Hours: | 103 | 227 | 103 | 227 | 0 | 0 | 658 |
| % Max Student Hrs: | 18% | 40% | 18% | 40% | 0% | 0% | 24% |
| % State Benchmark: | 36% | 80% | 36% | 80% | 0% | 0% | 47% |

| CRN | Course | Enroll | Dates | Days | BTime | ETime | Instructor | Hrs | Type |
|-------|----------|--------|-----------|------|-------|-------|---------------------|-----|------|
| 53423 | CJ V02 | 25 | 6/17 7/29 | MTWR | 0800 | 0950 | MacDonald, Bryan A. | 8 | DC |
| 54623 | MATH V04 | 21 | 6/17 7/31 | MTWR | 1030 | 1245 | Butler, Doreen R. | 10 | DC |
| 53424 | CJ V08 | 31 | 6/18 7/30 | T R | 1800 | 2150 | Hunt, William J. | 8 | DC |

| | | | | |
|----------------------------|-----------|----------------------|--------------|---------------------------------------|
| Utilization % Color Codes: | Red < 25% | Blue < 50% | Green < 90% | Gold >= 90% |
| Capacity: | 72 | Students (Banner) | Description: | Creative Resources Center |
| Stations: | 72 | Students (Fusion) | Division: | 20 |
| Max Student Hrs: | 5,040 | Capacity * 70 Hrs/Wk | Room Use: | 210 Class Lab |
| Use Factor: | 53 | Hrs/Week | Size: | 1,725 Sq. Feet |
| Occ Factor: | 48 | Students/Hr | TOP Code: | 100200 |
| State Benchmark: | 2,544 | Student Hours/Wk | TOP Title: | Art (Painting, Drawing and Sculpture) |

Number of Students by Time and Day

| Time | Mon | Tues | Wed | Thur | Fri | Sat | Week |
|-------------------------------|-----|-------|-----|------|-----|-----|-------|
| 0700 | 0 | 0 | 0 | 0 | 0 | 0 | 0 |
| 0730 | 0 | 0 | 0 | 0 | 0 | 0 | 0 |
| 0800 | 0 | 0 | 0 | 0 | 0 | 0 | 0 |
| 0830 | 0 | 0 | 0 | 0 | 0 | 0 | 0 |
| 0900 | 0 | 50 | 0 | 50 | 0 | 0 | 100 |
| 0930 | 47 | 50 | 47 | 50 | 47 | 0 | 241 |
| 1000 | 47 | 50 | 47 | 50 | 47 | 0 | 241 |
| 1030 | 62 | 54 | 62 | 54 | 0 | 0 | 232 |
| 1100 | 62 | 54 | 62 | 54 | 0 | 0 | 232 |
| 1130 | 62 | 54 | 62 | 54 | 0 | 0 | 232 |
| 1200 | 74 | 48 | 74 | 48 | 0 | 0 | 244 |
| 1230 | 74 | 48 | 74 | 48 | 0 | 0 | 244 |
| 1300 | 74 | 48 | 74 | 48 | 0 | 0 | 244 |
| 1330 | 0 | 66 | 0 | 66 | 0 | 0 | 132 |
| 1400 | 0 | 66 | 0 | 66 | 0 | 0 | 132 |
| 1430 | 0 | 66 | 0 | 66 | 0 | 0 | 132 |
| 1500 | 0 | 0 | 0 | 0 | 0 | 0 | 0 |
| 1530 | 0 | 0 | 0 | 0 | 0 | 0 | 0 |
| 1600 | 0 | 74 | 0 | 0 | 0 | 0 | 74 |
| 1630 | 0 | 74 | 0 | 0 | 0 | 0 | 74 |
| 1700 | 0 | 74 | 0 | 0 | 0 | 0 | 74 |
| 1730 | 0 | 74 | 0 | 0 | 0 | 0 | 74 |
| 1800 | 0 | 74 | 0 | 0 | 0 | 0 | 74 |
| 1830 | 0 | 74 | 0 | 0 | 0 | 0 | 74 |
| 1900 | 75 | 25 | 48 | 25 | 0 | 0 | 173 |
| 1930 | 75 | 25 | 48 | 25 | 0 | 0 | 173 |
| 2000 | 75 | 25 | 48 | 25 | 0 | 0 | 173 |
| 2030 | 75 | 0 | 48 | 0 | 0 | 0 | 123 |
| 2100 | 75 | 0 | 48 | 0 | 0 | 0 | 123 |
| 2130 | 75 | 0 | 48 | 0 | 0 | 0 | 123 |
| Total Student Seat 1/2 Hours: | 952 | 1,173 | 790 | 729 | 94 | 0 | 3,738 |
| Total Student Seat Hours: | 476 | 587 | 395 | 365 | 47 | 0 | 1,869 |
| % Max Student Hrs: | 47% | 58% | 39% | 36% | 5% | 0% | 37% |
| % State Benchmark: | 94% | 115% | 78% | 72% | 9% | 0% | 73% |

| CRN | Course | Enroll | Dates | Days | BTime | ETime | Instructor | Hrs | Type |
|-------|-----------|--------|-------|------|-------|-------|------------|---------------------|------|
| 30026 | ART V05 | 50 | 1/6 | 5/19 | T R | 0900 | 1015 | Bittl, Ann H. | 3 WC |
| 33533 | ART V01 | 47 | 1/6 | 5/19 | M W F | 0930 | 1020 | Burg, Marla | 3 WC |
| 33452 | MUS V08 | 54 | 1/6 | 5/19 | T R | 1030 | 1145 | Wilson, Brent M. | 3 WC |
| 30860 | PHIL V01 | 62 | 1/6 | 5/19 | M W | 1030 | 1145 | Bortolin, Kevin M. | 3 WC |
| 33540 | ART V01 | 48 | 1/6 | 5/19 | T R | 1200 | 1315 | Hagel, Laura E. | 3 WC |
| 37402 | ART V01 | 74 | 1/6 | 5/19 | M W | 1200 | 1315 | Bittl, Ann H. | 3 WC |
| 38525 | PSY V15 | 66 | 1/6 | 5/19 | T R | 1330 | 1445 | Cushner, Michael J. | 3 WC |
| 30566 | CD V03 | 74 | 1/6 | 5/19 | T | 1600 | 1850 | Loman, Nancy L. | 3 WC |
| 33537 | ART V01 | 48 | 1/6 | 5/19 | W | 1900 | 2150 | Coughran, Sharon | 3 WC |
| 30396 | HIST V18A | 25 | 1/6 | 5/19 | T R | 1900 | 2015 | Ward, Michael K. | 3 WC |
| 33541 | ART V01 | 75 | 1/6 | 5/19 | M | 1900 | 2150 | Phelps, Margaret | 3 WC |

| | | | | |
|----------------------------|-----------|----------------------|--------------|---------------------------------------|
| Utilization % Color Codes: | Red < 25% | Blue < 50% | Green < 90% | Gold >= 90% |
| Capacity: | 72 | Students (Banner) | Description: | Creative Resources Center |
| Stations: | 72 | Students (Fusion) | Division: | 20 |
| Max Student Hrs: | 5,040 | Capacity * 70 Hrs/Wk | Room Use: | 210 Class Lab |
| Use Factor: | 53 | Hrs/Week | Size: | 1,725 Sq. Feet |
| Occ Factor: | 48 | Students/Hr | TOP Code: | 100200 |
| State Benchmark: | 2,544 | Student Hours/Wk | TOP Title: | Art (Painting, Drawing and Sculpture) |

Number of Students by Time and Day

| Time | Mon | Tues | Wed | Thur | Fri | Sat | Week |
|-------------------------------|-----|------|-----|------|-----|-----|-------|
| 0700 | 0 | 0 | 0 | 0 | 0 | 0 | 0 |
| 0730 | 0 | 0 | 0 | 0 | 0 | 0 | 0 |
| 0800 | 0 | 0 | 0 | 0 | 0 | 0 | 0 |
| 0830 | 0 | 0 | 0 | 0 | 0 | 0 | 0 |
| 0900 | 0 | 41 | 0 | 41 | 0 | 0 | 82 |
| 0930 | 0 | 41 | 0 | 41 | 0 | 0 | 82 |
| 1000 | 0 | 41 | 0 | 41 | 0 | 0 | 82 |
| 1030 | 73 | 53 | 73 | 53 | 0 | 0 | 252 |
| 1100 | 73 | 53 | 73 | 53 | 0 | 0 | 252 |
| 1130 | 73 | 53 | 73 | 53 | 0 | 0 | 252 |
| 1200 | 0 | 73 | 0 | 73 | 0 | 0 | 146 |
| 1230 | 0 | 73 | 0 | 73 | 0 | 0 | 146 |
| 1300 | 0 | 73 | 0 | 73 | 0 | 0 | 146 |
| 1330 | 0 | 0 | 0 | 0 | 0 | 0 | 0 |
| 1400 | 0 | 0 | 0 | 0 | 0 | 0 | 0 |
| 1430 | 0 | 0 | 0 | 0 | 0 | 0 | 0 |
| 1500 | 0 | 0 | 0 | 0 | 0 | 0 | 0 |
| 1530 | 0 | 0 | 0 | 0 | 0 | 0 | 0 |
| 1600 | 0 | 0 | 0 | 0 | 0 | 0 | 0 |
| 1630 | 0 | 0 | 0 | 0 | 0 | 0 | 0 |
| 1700 | 0 | 0 | 0 | 0 | 0 | 0 | 0 |
| 1730 | 0 | 0 | 0 | 0 | 0 | 0 | 0 |
| 1800 | 0 | 48 | 0 | 48 | 0 | 0 | 96 |
| 1830 | 0 | 48 | 0 | 48 | 0 | 0 | 96 |
| 1900 | 63 | 48 | 0 | 48 | 0 | 0 | 159 |
| 1930 | 63 | 48 | 0 | 48 | 0 | 0 | 159 |
| 2000 | 63 | 48 | 0 | 48 | 0 | 0 | 159 |
| 2030 | 63 | 48 | 0 | 48 | 0 | 0 | 159 |
| 2100 | 63 | 48 | 0 | 48 | 0 | 0 | 159 |
| 2130 | 63 | 0 | 0 | 0 | 0 | 0 | 63 |
| Total Student Seat 1/2 Hours: | 597 | 837 | 219 | 837 | 0 | 0 | 2,490 |
| Total Student Seat Hours: | 299 | 419 | 110 | 419 | 0 | 0 | 1,245 |
| % Max Student Hrs: | 30% | 42% | 11% | 42% | 0% | 0% | 25% |
| % State Benchmark: | 59% | 82% | 22% | 82% | 0% | 0% | 49% |

| CRN | Course | Enroll | Dates | Days | BTime | ETime | Instructor | Hrs | Type |
|-------|-----------|--------|-------------|------|-------|-------|--------------------|-----|------|
| 70500 | KIN V81 | 41 | 8/19 12/18 | T R | 0900 | 1015 | Folkes, Leslie | 3 | WC |
| 70639 | CHST V01 | 42 | 8/19 12/18 | T R | 1030 | 1145 | Saiz, Benjamin F. | 3 | WC |
| 70091 | AES V20 | 11 | 8/19 12/18 | T R | 1030 | 1145 | Saiz, Benjamin F. | 3 | WC |
| 71021 | SOC V01 | 73 | 8/19 12/18 | M W | 1030 | 1145 | Horigan, Andrea L. | 3 | WC |
| 70569 | PSY V01 | 73 | 8/19 12/18 | T R | 1200 | 1315 | Pugh, Robert D. | 3 | WC |
| 71164 | AUTO V48 | 48 | 10/22 12/12 | T R | 1800 | 2115 | Cawelti, Andrew E. | 7 | DC |
| 71335 | HIST V07A | 63 | 8/19 12/18 | M | 1900 | 2150 | Pendleton, John P. | 3 | WC |

| | | | | |
|----------------------------|-----------|----------------------|--------------|---------------------------------------|
| Utilization % Color Codes: | Red < 25% | Blue < 50% | Green < 90% | Gold >= 90% |
| Capacity: | 36 | Students (Banner) | Description: | Creative Resources Center |
| Stations: | 30 | Students (Fusion) | Division: | 20 |
| Max Student Hrs: | 2,520 | Capacity * 70 Hrs/Wk | Room Use: | 210 Class Lab |
| Use Factor: | 53 | Hrs/Week | Size: | 1,880 Sq. Feet |
| Occ Factor: | 24 | Students/Hr | TOP Code: | 100200 |
| State Benchmark: | 1,272 | Student Hours/Wk | TOP Title: | Art (Painting, Drawing and Sculpture) |

Number of Students by Time and Day

| Time | Mon | Tues | Wed | Thur | Fri | Sat | Week |
|-------------------------------|-----|------|-----|------|-----|-----|-------|
| 0700 | 0 | 0 | 0 | 0 | 0 | 0 | 0 |
| 0730 | 25 | 0 | 25 | 0 | 0 | 0 | 50 |
| 0800 | 25 | 0 | 25 | 0 | 0 | 0 | 50 |
| 0830 | 25 | 0 | 25 | 0 | 0 | 0 | 50 |
| 0900 | 25 | 0 | 25 | 0 | 0 | 0 | 50 |
| 0930 | 25 | 0 | 25 | 0 | 0 | 0 | 50 |
| 1000 | 25 | 0 | 25 | 0 | 0 | 0 | 50 |
| 1030 | 0 | 0 | 0 | 0 | 0 | 0 | 0 |
| 1100 | 0 | 0 | 0 | 0 | 0 | 0 | 0 |
| 1130 | 0 | 0 | 0 | 0 | 0 | 0 | 0 |
| 1200 | 0 | 0 | 0 | 0 | 0 | 0 | 0 |
| 1230 | 0 | 0 | 0 | 0 | 0 | 0 | 0 |
| 1300 | 0 | 0 | 0 | 0 | 0 | 0 | 0 |
| 1330 | 0 | 30 | 0 | 30 | 0 | 0 | 60 |
| 1400 | 0 | 30 | 0 | 30 | 0 | 0 | 60 |
| 1430 | 0 | 30 | 0 | 30 | 0 | 0 | 60 |
| 1500 | 0 | 30 | 0 | 30 | 0 | 0 | 60 |
| 1530 | 0 | 30 | 0 | 30 | 0 | 0 | 60 |
| 1600 | 0 | 30 | 0 | 30 | 0 | 0 | 60 |
| 1630 | 0 | 0 | 0 | 0 | 0 | 0 | 0 |
| 1700 | 0 | 0 | 0 | 0 | 0 | 0 | 0 |
| 1730 | 0 | 0 | 0 | 0 | 0 | 0 | 0 |
| 1800 | 0 | 0 | 0 | 0 | 0 | 0 | 0 |
| 1830 | 0 | 0 | 0 | 0 | 0 | 0 | 0 |
| 1900 | 29 | 0 | 29 | 0 | 0 | 0 | 58 |
| 1930 | 29 | 0 | 29 | 0 | 0 | 0 | 58 |
| 2000 | 29 | 0 | 29 | 0 | 0 | 0 | 58 |
| 2030 | 29 | 0 | 29 | 0 | 0 | 0 | 58 |
| 2100 | 29 | 0 | 29 | 0 | 0 | 0 | 58 |
| 2130 | 29 | 0 | 29 | 0 | 0 | 0 | 58 |
| Total Student Seat 1/2 Hours: | 324 | 180 | 324 | 180 | 0 | 0 | 1,008 |
| Total Student Seat Hours: | 162 | 90 | 162 | 90 | 0 | 0 | 504 |
| % Max Student Hrs: | 32% | 18% | 32% | 18% | 0% | 0% | 20% |
| % State Benchmark: | 64% | 35% | 64% | 35% | 0% | 0% | 40% |

| CRN | Course | Enroll | Dates | Days | BTime | ETime | Instructor | Hrs | Type |
|-------|----------|--------|-------|------|-------|-------|------------|------------------------|------|
| 33642 | ART V11A | 18 | 1/6 | 5/19 | M W | 0730 | 1020 | Young, David A. | 6 WC |
| 31307 | ART V11B | 7 | 1/6 | 5/19 | M W | 0730 | 1020 | Young, David A. | 6 WC |
| 31033 | ART V11A | 30 | 1/6 | 5/19 | T R | 1330 | 1620 | Dahl-Nicolle, Julie K. | 6 WC |
| 33645 | ART V11A | 29 | 1/6 | 5/19 | M W | 1900 | 2150 | Freeman, Bruce N. | 6 WC |

| | | | | |
|----------------------------|-----------|----------------------|--------------|---------------------------------------|
| Utilization % Color Codes: | Red < 25% | Blue < 50% | Green < 90% | Gold >= 90% |
| Capacity: | 36 | Students (Banner) | Description: | Creative Resources Center |
| Stations: | 30 | Students (Fusion) | Division: | 20 |
| Max Student Hrs: | 2,520 | Capacity * 70 Hrs/Wk | Room Use: | 210 Class Lab |
| Use Factor: | 53 | Hrs/Week | Size: | 1,880 Sq. Feet |
| Occ Factor: | 24 | Students/Hr | TOP Code: | 100200 |
| State Benchmark: | 1,272 | Student Hours/Wk | TOP Title: | Art (Painting, Drawing and Sculpture) |

Number of Students by Time and Day

| Time | Mon | Tues | Wed | Thur | Fri | Sat | Week |
|-------------------------------|-----|------|-----|------|-----|-----|-------|
| 0700 | 0 | 0 | 0 | 0 | 0 | 0 | 0 |
| 0730 | 30 | 0 | 30 | 0 | 0 | 0 | 60 |
| 0800 | 30 | 0 | 30 | 0 | 0 | 0 | 60 |
| 0830 | 30 | 0 | 30 | 0 | 0 | 0 | 60 |
| 0900 | 30 | 0 | 30 | 0 | 0 | 0 | 60 |
| 0930 | 30 | 0 | 30 | 0 | 0 | 0 | 60 |
| 1000 | 30 | 0 | 30 | 0 | 0 | 0 | 60 |
| 1030 | 0 | 0 | 0 | 0 | 0 | 0 | 0 |
| 1100 | 0 | 0 | 0 | 0 | 0 | 0 | 0 |
| 1130 | 0 | 0 | 0 | 0 | 0 | 0 | 0 |
| 1200 | 0 | 0 | 0 | 0 | 0 | 0 | 0 |
| 1230 | 0 | 0 | 0 | 0 | 0 | 0 | 0 |
| 1300 | 0 | 0 | 0 | 0 | 0 | 0 | 0 |
| 1330 | 0 | 31 | 0 | 31 | 0 | 0 | 62 |
| 1400 | 0 | 31 | 0 | 31 | 0 | 0 | 62 |
| 1430 | 0 | 31 | 0 | 31 | 0 | 0 | 62 |
| 1500 | 0 | 31 | 0 | 31 | 0 | 0 | 62 |
| 1530 | 0 | 31 | 0 | 31 | 0 | 0 | 62 |
| 1600 | 0 | 31 | 0 | 31 | 0 | 0 | 62 |
| 1630 | 0 | 0 | 0 | 0 | 0 | 0 | 0 |
| 1700 | 0 | 0 | 0 | 0 | 0 | 0 | 0 |
| 1730 | 0 | 0 | 0 | 0 | 0 | 0 | 0 |
| 1800 | 0 | 0 | 0 | 0 | 0 | 0 | 0 |
| 1830 | 0 | 0 | 0 | 0 | 0 | 0 | 0 |
| 1900 | 32 | 0 | 32 | 0 | 0 | 0 | 64 |
| 1930 | 32 | 0 | 32 | 0 | 0 | 0 | 64 |
| 2000 | 32 | 0 | 32 | 0 | 0 | 0 | 64 |
| 2030 | 32 | 0 | 32 | 0 | 0 | 0 | 64 |
| 2100 | 32 | 0 | 32 | 0 | 0 | 0 | 64 |
| 2130 | 32 | 0 | 32 | 0 | 0 | 0 | 64 |
| Total Student Seat 1/2 Hours: | 372 | 186 | 372 | 186 | 0 | 0 | 1,116 |
| Total Student Seat Hours: | 186 | 93 | 186 | 93 | 0 | 0 | 558 |
| % Max Student Hrs: | 37% | 18% | 37% | 18% | 0% | 0% | 22% |
| % State Benchmark: | 73% | 37% | 73% | 37% | 0% | 0% | 44% |

| CRN | Course | Enroll | Dates | Days | BTime | ETime | Instructor | Hrs | Type |
|-------|----------|--------|------------|------|-------|-------|--------------------|-----|------|
| 71150 | ART V11A | 30 | 8/19 12/18 | M W | 0730 | 1020 | Young, David A. | 6 | WC |
| 71157 | ART V11A | 31 | 8/19 12/18 | T R | 1330 | 1620 | McKillop, Debra K. | 6 | WC |
| 79259 | ART V11B | 4 | 8/19 12/18 | M W | 1900 | 2150 | Freeman, Bruce N. | 6 | WC |
| 71769 | ART V11A | 28 | 8/19 12/18 | M W | 1900 | 2150 | Freeman, Bruce N. | 6 | WC |


| | | | | |
|----------------------------|-----------|----------------------|--------------|---|
| Utilization % Color Codes: | Red < 25% | Blue < 50% | Green < 90% | Gold >= 90% |
| Capacity: | 53 | Students (Banner) | Description: | Environment and Construction Technology |
| Stations: | 53 | Students (Fusion) | Division: | 1 |
| Max Student Hrs: | 3,710 | Capacity * 70 Hrs/Wk | Room Use: | 110 Classroom |
| Use Factor: | 53 | Hrs/Week | Size: | 1,026 Sq. Feet |
| Occ Factor: | 35 | Students/Hr | TOP Code: | 009900 |
| State Benchmark: | 1,872 | Student Hours/Wk | TOP Title: | General Assignment |

Number of Students by Time and Day

| Time | Mon | Tues | Wed | Thur | Fri | Sat | Week |
|-------------------------------|-----|------|-----|------|-----|-----|-------|
| 0700 | 0 | 0 | 0 | 0 | 0 | 0 | 0 |
| 0730 | 0 | 0 | 0 | 0 | 0 | 0 | 0 |
| 0800 | 0 | 0 | 0 | 0 | 0 | 0 | 0 |
| 0830 | 0 | 0 | 0 | 0 | 0 | 0 | 0 |
| 0900 | 0 | 0 | 0 | 0 | 0 | 0 | 0 |
| 0930 | 0 | 0 | 0 | 0 | 0 | 0 | 0 |
| 1000 | 36 | 31 | 36 | 31 | 0 | 0 | 134 |
| 1030 | 36 | 31 | 36 | 31 | 0 | 0 | 134 |
| 1100 | 36 | 31 | 36 | 31 | 0 | 0 | 134 |
| 1130 | 0 | 0 | 0 | 0 | 0 | 0 | 0 |
| 1200 | 0 | 0 | 0 | 0 | 0 | 0 | 0 |
| 1230 | 0 | 0 | 0 | 0 | 0 | 0 | 0 |
| 1300 | 24 | 0 | 24 | 0 | 0 | 0 | 48 |
| 1330 | 24 | 0 | 24 | 0 | 0 | 0 | 48 |
| 1400 | 24 | 31 | 24 | 31 | 0 | 0 | 110 |
| 1430 | 24 | 31 | 24 | 31 | 0 | 0 | 110 |
| 1500 | 24 | 31 | 24 | 31 | 0 | 0 | 110 |
| 1530 | 24 | 0 | 24 | 0 | 0 | 0 | 48 |
| 1600 | 0 | 0 | 0 | 0 | 0 | 0 | 0 |
| 1630 | 0 | 0 | 0 | 0 | 0 | 0 | 0 |
| 1700 | 0 | 0 | 0 | 0 | 0 | 0 | 0 |
| 1730 | 0 | 0 | 0 | 0 | 0 | 0 | 0 |
| 1800 | 24 | 24 | 37 | 20 | 0 | 0 | 105 |
| 1830 | 24 | 24 | 37 | 20 | 0 | 0 | 105 |
| 1900 | 24 | 24 | 37 | 20 | 0 | 0 | 105 |
| 1930 | 24 | 24 | 37 | 20 | 0 | 0 | 105 |
| 2000 | 24 | 24 | 37 | 20 | 0 | 0 | 105 |
| 2030 | 24 | 24 | 37 | 20 | 0 | 0 | 105 |
| 2100 | 0 | 0 | 0 | 0 | 0 | 0 | 0 |
| 2130 | 0 | 0 | 0 | 0 | 0 | 0 | 0 |
| Total Student Seat 1/2 Hours: | 396 | 330 | 474 | 306 | 0 | 0 | 1,506 |
| Total Student Seat Hours: | 198 | 165 | 237 | 153 | 0 | 0 | 753 |
| % Max Student Hrs: | 27% | 22% | 32% | 21% | 0% | 0% | 20% |
| % State Benchmark: | 53% | 44% | 63% | 41% | 0% | 0% | 40% |

| CRN | Course | Enroll | Dates | Days | BTime | ETime | Instructor | Hrs | Type | |
|-------|--------|--------|-------|------|-------|-------|------------|--------------------|------|----|
| 30158 | WS V17 | 31 | 1/6 | 5/19 | T R | 1000 | 1115 | Forde, James R. | 3 | WC |
| 30665 | WS V11 | 36 | 1/6 | 5/19 | M W | 1000 | 1115 | Forde, James R. | 3 | WC |
| 31453 | WS V21 | 24 | 1/6 | 5/19 | M W | 1300 | 1550 | Forde, James R. | 6 | WC |
| 30140 | WS V14 | 31 | 1/6 | 5/19 | T R | 1400 | 1515 | Forde, James R. | 3 | WC |
| 31292 | WS V18 | 20 | 1/6 | 5/19 | R | 1800 | 2050 | Budke, William C. | 3 | WC |
| 30599 | WS V15 | 37 | 1/6 | 5/19 | W | 1800 | 2050 | Forde, James R. | 3 | WC |
| 30124 | WS V25 | 24 | 1/6 | 3/10 | MT | 1800 | 2050 | Capazzi, Joanna M. | 6 | DC |

Utilization % Color Codes:



| | | | | | |
|------------------|-------|----------------------|--------------|---|-----------|
| Capacity: | 53 | Students (Banner) | Description: | Environment and Construction Technology | |
| Stations: | 53 | Students (Fusion) | Division: | 1 | |
| Max Student Hrs: | 3,710 | Capacity * 70 Hrs/Wk | Room Use: | 110 | Classroom |
| Use Factor: | 53 | Hrs/Week | Size: | 1,026 | Sq. Feet |
| Occ Factor: | 35 | Students/Hr | TOP Code: | 009900 | |
| State Benchmark: | 1,872 | Student Hours/Wk | TOP Title: | General Assignment | |

Number of Students by Time and Day

| Time | Mon | Tues | Wed | Thur | Fri | Sat | Week |
|-------------------------------|-----|------|-----|------|-----|-----|-------|
| 0700 | 0 | 0 | 0 | 0 | 0 | 0 | 0 |
| 0730 | 0 | 0 | 0 | 0 | 0 | 0 | 0 |
| 0800 | 0 | 0 | 0 | 0 | 0 | 0 | 0 |
| 0830 | 0 | 0 | 0 | 0 | 0 | 0 | 0 |
| 0900 | 0 | 0 | 0 | 0 | 0 | 0 | 0 |
| 0930 | 0 | 0 | 0 | 0 | 0 | 0 | 0 |
| 1000 | 30 | 15 | 30 | 15 | 0 | 0 | 90 |
| 1030 | 30 | 15 | 30 | 15 | 0 | 0 | 90 |
| 1100 | 30 | 15 | 30 | 15 | 0 | 0 | 90 |
| 1130 | 30 | 34 | 30 | 34 | 0 | 0 | 128 |
| 1200 | 30 | 34 | 30 | 34 | 0 | 0 | 128 |
| 1230 | 30 | 34 | 30 | 34 | 0 | 0 | 128 |
| 1300 | 0 | 0 | 0 | 0 | 0 | 0 | 0 |
| 1330 | 0 | 0 | 0 | 0 | 0 | 0 | 0 |
| 1400 | 0 | 0 | 0 | 0 | 0 | 0 | 0 |
| 1430 | 0 | 0 | 0 | 0 | 0 | 0 | 0 |
| 1500 | 0 | 0 | 0 | 0 | 0 | 0 | 0 |
| 1530 | 0 | 27 | 0 | 27 | 0 | 0 | 54 |
| 1600 | 0 | 27 | 0 | 27 | 0 | 0 | 54 |
| 1630 | 0 | 27 | 0 | 27 | 0 | 0 | 54 |
| 1700 | 0 | 0 | 0 | 0 | 0 | 0 | 0 |
| 1730 | 0 | 0 | 0 | 0 | 0 | 0 | 0 |
| 1800 | 0 | 0 | 37 | 0 | 0 | 0 | 37 |
| 1830 | 0 | 0 | 37 | 0 | 0 | 0 | 37 |
| 1900 | 0 | 0 | 37 | 0 | 0 | 0 | 37 |
| 1930 | 0 | 0 | 37 | 0 | 0 | 0 | 37 |
| 2000 | 0 | 0 | 37 | 0 | 0 | 0 | 37 |
| 2030 | 0 | 0 | 37 | 0 | 0 | 0 | 37 |
| 2100 | 0 | 0 | 0 | 0 | 0 | 0 | 0 |
| 2130 | 0 | 0 | 0 | 0 | 0 | 0 | 0 |
| Total Student Seat 1/2 Hours: | 180 | 228 | 402 | 228 | 0 | 0 | 1,038 |
| Total Student Seat Hours: | 90 | 114 | 201 | 114 | 0 | 0 | 519 |
| % Max Student Hrs: | 12% | 15% | 27% | 15% | 0% | 0% | 14% |
| % State Benchmark: | 24% | 30% | 54% | 30% | 0% | 0% | 28% |

| CRN | Course | Enroll | Dates | Days | BTime | ETime | Instructor | Hrs | Type |
|-------|--------|--------|------------|------|-------|-------|-------------------|-----|------|
| 70587 | WS V19 | 15 | 8/19 12/18 | T R | 1000 | 1115 | Forde, James R. | 3 | WC |
| 72358 | WS V13 | 30 | 8/19 12/18 | M W | 1000 | 1115 | Forde, James R. | 3 | WC |
| 70586 | WS V12 | 34 | 8/19 12/18 | T R | 1130 | 1245 | Forde, James R. | 3 | WC |
| 70111 | WS V15 | 30 | 8/19 12/18 | M W | 1130 | 1245 | Forde, James R. | 3 | WC |
| 70616 | WS V25 | 27 | 8/19 12/18 | T R | 1530 | 1645 | Forde, James R. | 3 | WC |
| 70418 | WS V18 | 37 | 8/19 12/18 | W | 1800 | 2050 | Budke, William C. | 3 | WC |

| | | | | |
|----------------------------|-----------|----------------------|--------------|--|
| Utilization % Color Codes: | Red < 25% | Blue < 50% | Green < 90% | Gold >= 90% |
| Capacity: | 28 | Students (Banner) | Description: | Environment and Construction Technology |
| Stations: | 28 | Students (Fusion) | Division: | 19 |
| Max Student Hrs: | 1,960 | Capacity * 70 Hrs/Wk | Room Use: | 210 Class Lab |
| Use Factor: | 53 | Hrs/Week | Size: | 1,018 Sq. Feet |
| Occ Factor: | 19 | Students/Hr | TOP Code: | 010100 |
| State Benchmark: | 989 | Student Hours/Wk | TOP Title: | Agriculture Technology & Sciences, General |

Number of Students by Time and Day

| Time | Mon | Tues | Wed | Thur | Fri | Sat | Week |
|-------------------------------|-----|------|-----|------|-----|-----|-------|
| 0700 | 0 | 0 | 0 | 0 | 0 | 0 | 0 |
| 0730 | 0 | 0 | 0 | 0 | 0 | 0 | 0 |
| 0800 | 0 | 0 | 0 | 0 | 0 | 0 | 0 |
| 0830 | 18 | 14 | 18 | 14 | 0 | 0 | 64 |
| 0900 | 18 | 14 | 18 | 14 | 0 | 0 | 64 |
| 0930 | 18 | 14 | 18 | 14 | 0 | 0 | 64 |
| 1000 | 18 | 13 | 18 | 13 | 0 | 0 | 62 |
| 1030 | 18 | 13 | 18 | 13 | 0 | 0 | 62 |
| 1100 | 18 | 13 | 18 | 13 | 0 | 0 | 62 |
| 1130 | 0 | 0 | 0 | 0 | 0 | 0 | 0 |
| 1200 | 0 | 0 | 0 | 0 | 0 | 0 | 0 |
| 1230 | 0 | 0 | 0 | 0 | 0 | 0 | 0 |
| 1300 | 0 | 0 | 0 | 0 | 0 | 0 | 0 |
| 1330 | 0 | 0 | 0 | 0 | 0 | 0 | 0 |
| 1400 | 0 | 0 | 0 | 0 | 0 | 0 | 0 |
| 1430 | 0 | 0 | 0 | 0 | 0 | 0 | 0 |
| 1500 | 0 | 0 | 0 | 0 | 0 | 0 | 0 |
| 1530 | 0 | 0 | 0 | 0 | 0 | 0 | 0 |
| 1600 | 0 | 0 | 0 | 0 | 0 | 0 | 0 |
| 1630 | 0 | 0 | 0 | 0 | 0 | 0 | 0 |
| 1700 | 0 | 0 | 0 | 0 | 0 | 0 | 0 |
| 1730 | 14 | 33 | 14 | 33 | 0 | 0 | 94 |
| 1800 | 14 | 33 | 14 | 33 | 0 | 0 | 94 |
| 1830 | 14 | 33 | 14 | 33 | 0 | 0 | 94 |
| 1900 | 19 | 21 | 12 | 27 | 0 | 0 | 79 |
| 1930 | 19 | 21 | 12 | 27 | 0 | 0 | 79 |
| 2000 | 19 | 21 | 12 | 27 | 0 | 0 | 79 |
| 2030 | 19 | 21 | 12 | 27 | 0 | 0 | 79 |
| 2100 | 19 | 21 | 12 | 27 | 0 | 0 | 79 |
| 2130 | 19 | 21 | 12 | 27 | 0 | 0 | 79 |
| Total Student Seat 1/2 Hours: | 264 | 306 | 222 | 342 | 0 | 0 | 1,134 |
| Total Student Seat Hours: | 132 | 153 | 111 | 171 | 0 | 0 | 567 |
| % Max Student Hrs: | 34% | 39% | 28% | 44% | 0% | 0% | 29% |
| % State Benchmark: | 67% | 77% | 56% | 86% | 0% | 0% | 57% |

| CRN | Course | Enroll | Dates | Days | BTime | ETime | Instructor | Hrs | Type |
|-------|-----------|--------|-------|------|-------|-------|------------|-----------------------|------|
| 30306 | CT V64 | 11 | 1/6 | 5/19 | T R | 0830 | 0945 | Mansfield, Casey L. | 3 WC |
| 31010 | ARCH V64 | 3 | 1/6 | 5/19 | T R | 0830 | 0945 | Mansfield, Casey L. | 3 WC |
| 30300 | ARCH V12 | 3 | 1/6 | 5/19 | M W | 0830 | 0945 | Mansfield, Casey L. | 3 WC |
| 30283 | CT V12 | 15 | 1/6 | 5/19 | M W | 0830 | 0945 | Mansfield, Casey L. | 3 WC |
| 30557 | CT V58 | 11 | 1/6 | 5/19 | T R | 1000 | 1115 | Mansfield, Casey L. | 3 WC |
| 30503 | ARCH V58 | 2 | 1/6 | 5/19 | T R | 1000 | 1115 | Mansfield, Casey L. | 3 WC |
| 30096 | CT V79 | 18 | 1/6 | 5/19 | M W | 1000 | 1115 | Mansfield, Casey L. | 3 WC |
| 32249 | DRFT V02B | 3 | 1/6 | 5/19 | T R | 1730 | 1845 | Stuart, Stephen R. | 3 WC |
| 32240 | ARCH V11 | 5 | 1/6 | 5/19 | T R | 1730 | 1845 | Stuart, Stephen R. | 3 WC |
| 32138 | CT V20 | 25 | 1/6 | 5/19 | T R | 1730 | 1845 | Stuart, Stephen R. | 3 WC |
| 30437 | CT V59 | 14 | 1/6 | 5/19 | M W | 1730 | 1845 | Stuart, Stephen R. | 3 WC |
| 31912 | CT V66 | 27 | 1/6 | 5/19 | R | 1900 | 2150 | Tovey, Vincent T. | 3 WC |
| 32060 | CT V72 | 12 | 1/6 | 5/19 | W | 1900 | 2150 | McLaughlin, Daniel R. | 3 WC |
| 31096 | CT V62 | 21 | 1/6 | 5/19 | T | 1900 | 2150 | Danko, Carl D. | 3 WC |
| 31084 | CT V52 | 19 | 1/6 | 5/19 | M | 1900 | 2150 | Guyer, Robert W. | 3 WC |

| | | | | |
|----------------------------|-----------|----------------------|--------------|--|
| Utilization % Color Codes: | Red < 25% | Blue < 50% | Green < 90% | Gold >= 90% |
| Capacity: | 28 | Students (Banner) | Description: | Environment and Construction Technology |
| Stations: | 28 | Students (Fusion) | Division: | 19 |
| Max Student Hrs: | 1,960 | Capacity * 70 Hrs/Wk | Room Use: | 210 Class Lab |
| Use Factor: | 53 | Hrs/Week | Size: | 1,018 Sq. Feet |
| Occ Factor: | 19 | Students/Hr | TOP Code: | 010100 |
| State Benchmark: | 989 | Student Hours/Wk | TOP Title: | Agriculture Technology & Sciences, General |

Number of Students by Time and Day

| Time | Mon | Tues | Wed | Thur | Fri | Sat | Week |
|-------------------------------|------|------|-----|------|-----|-----|-------|
| 0700 | 0 | 0 | 0 | 0 | 0 | 0 | 0 |
| 0730 | 0 | 0 | 0 | 0 | 0 | 0 | 0 |
| 0800 | 0 | 0 | 0 | 0 | 0 | 0 | 0 |
| 0830 | 21 | 32 | 21 | 32 | 0 | 0 | 106 |
| 0900 | 21 | 32 | 21 | 32 | 0 | 0 | 106 |
| 0930 | 21 | 32 | 21 | 32 | 0 | 0 | 106 |
| 1000 | 30 | 14 | 30 | 14 | 0 | 0 | 88 |
| 1030 | 30 | 14 | 30 | 14 | 0 | 0 | 88 |
| 1100 | 30 | 14 | 30 | 14 | 0 | 0 | 88 |
| 1130 | 0 | 0 | 0 | 0 | 0 | 0 | 0 |
| 1200 | 0 | 0 | 0 | 0 | 0 | 0 | 0 |
| 1230 | 0 | 0 | 0 | 0 | 0 | 0 | 0 |
| 1300 | 0 | 0 | 0 | 0 | 0 | 0 | 0 |
| 1330 | 0 | 0 | 0 | 0 | 0 | 0 | 0 |
| 1400 | 0 | 0 | 0 | 0 | 0 | 0 | 0 |
| 1430 | 0 | 0 | 0 | 0 | 0 | 0 | 0 |
| 1500 | 0 | 0 | 0 | 0 | 0 | 0 | 0 |
| 1530 | 0 | 0 | 0 | 0 | 0 | 0 | 0 |
| 1600 | 0 | 0 | 0 | 0 | 0 | 0 | 0 |
| 1630 | 0 | 0 | 0 | 0 | 0 | 0 | 0 |
| 1700 | 0 | 0 | 0 | 0 | 0 | 0 | 0 |
| 1730 | 31 | 30 | 31 | 30 | 0 | 0 | 122 |
| 1800 | 31 | 30 | 31 | 30 | 0 | 0 | 122 |
| 1830 | 31 | 30 | 31 | 30 | 0 | 0 | 122 |
| 1900 | 28 | 26 | 21 | 32 | 0 | 0 | 107 |
| 1930 | 28 | 26 | 21 | 32 | 0 | 0 | 107 |
| 2000 | 28 | 26 | 21 | 32 | 0 | 0 | 107 |
| 2030 | 28 | 26 | 21 | 32 | 0 | 0 | 107 |
| 2100 | 28 | 26 | 21 | 32 | 0 | 0 | 107 |
| 2130 | 28 | 26 | 21 | 32 | 0 | 0 | 107 |
| Total Student Seat 1/2 Hours: | 414 | 384 | 372 | 420 | 0 | 0 | 1,590 |
| Total Student Seat Hours: | 207 | 192 | 186 | 210 | 0 | 0 | 795 |
| % Max Student Hrs: | 53% | 49% | 47% | 54% | 0% | 0% | 41% |
| % State Benchmark: | 105% | 97% | 94% | 106% | 0% | 0% | 80% |

| CRN | Course | Enroll | Dates | Days | BTime | ETime | Instructor | Hrs | Type |
|-------|-----------|--------|------------|------|-------|-------|-----------------------|-----|------|
| 70231 | DRFT V02B | 5 | 8/19 12/18 | T R | 0830 | 0945 | Mansfield, Casey L. | 3 | WC |
| 70190 | CT V20 | 21 | 8/19 12/18 | T R | 0830 | 0945 | Mansfield, Casey L. | 3 | WC |
| 70206 | ARCH V11 | 6 | 8/19 12/18 | T R | 0830 | 0945 | Mansfield, Casey L. | 3 | WC |
| 70121 | CT V64 | 15 | 8/19 12/18 | M W | 0830 | 0945 | Mansfield, Casey L. | 3 | WC |
| 70122 | ARCH V64 | 6 | 8/19 12/18 | M W | 0830 | 0945 | Mansfield, Casey L. | 3 | WC |
| 71043 | CT V59 | 14 | 8/19 12/18 | T R | 1000 | 1115 | Mansfield, Casey L. | 3 | WC |
| 71066 | ARCH V75 | 6 | 8/19 12/18 | M W | 1000 | 1115 | Mansfield, Casey L. | 3 | WC |
| 70913 | CT V75 | 24 | 8/19 12/18 | M W | 1000 | 1115 | Mansfield, Casey L. | 3 | WC |
| 70070 | CT V58 | 27 | 8/19 12/18 | T R | 1730 | 1845 | Stuart, Stephen R. | 3 | WC |
| 70380 | ARCH V58 | 3 | 8/19 12/18 | T R | 1730 | 1845 | Stuart, Stephen R. | 3 | WC |
| 71063 | CT V77 | 31 | 8/19 12/18 | M W | 1730 | 1845 | Da Pra, James F. | 3 | WC |
| 79039 | CT V66 | 32 | 8/19 12/18 | R | 1900 | 2150 | Tovey, Vincent T. | 3 | WC |
| 70199 | CT V71 | 21 | 8/19 12/18 | W | 1900 | 2150 | McLaughlin, Daniel R. | 3 | WC |
| 71093 | CT V50 | 26 | 8/19 12/18 | T | 1900 | 2150 | Villafana, Donald E. | 3 | WC |
| 70866 | WEL V65 | 22 | 8/19 12/18 | M | 1900 | 2150 | Lewis, Gary R. | 3 | WC |
| 70561 | CT V65 | 6 | 8/19 12/18 | M | 1900 | 2150 | Lewis, Gary R. | 3 | WC |

| | | | | |
|----------------------------|-----------|----------------------|--------------|--|
| Utilization % Color Codes: | Red < 25% | Blue < 50% | Green < 90% | Gold >= 90% |
| Capacity: | 28 | Students (Banner) | Description: | Environment and Construction Technology |
| Stations: | 28 | Students (Fusion) | Division: | 19 |
| Max Student Hrs: | 1,960 | Capacity * 70 Hrs/Wk | Room Use: | 210 Class Lab |
| Use Factor: | 53 | Hrs/Week | Size: | 1,018 Sq. Feet |
| Occ Factor: | 19 | Students/Hr | TOP Code: | 010100 |
| State Benchmark: | 989 | Student Hours/Wk | TOP Title: | Agriculture Technology & Sciences, General |

Number of Students by Time and Day

| Time | Mon | Tues | Wed | Thur | Fri | Sat | Week |
|-------------------------------|-----|------|-----|------|-----|-----|------|
| 0700 | 0 | 0 | 0 | 0 | 0 | 0 | 0 |
| 0730 | 0 | 0 | 0 | 0 | 0 | 0 | 0 |
| 0800 | 0 | 0 | 0 | 0 | 0 | 0 | 0 |
| 0830 | 0 | 0 | 0 | 0 | 0 | 0 | 0 |
| 0900 | 0 | 0 | 0 | 0 | 0 | 0 | 0 |
| 0930 | 0 | 0 | 0 | 0 | 0 | 0 | 0 |
| 1000 | 0 | 0 | 0 | 0 | 0 | 0 | 0 |
| 1030 | 0 | 0 | 0 | 0 | 0 | 0 | 0 |
| 1100 | 0 | 0 | 0 | 0 | 0 | 0 | 0 |
| 1130 | 0 | 0 | 0 | 0 | 0 | 0 | 0 |
| 1200 | 0 | 0 | 0 | 0 | 0 | 0 | 0 |
| 1230 | 0 | 0 | 0 | 0 | 0 | 0 | 0 |
| 1300 | 0 | 0 | 0 | 0 | 0 | 0 | 0 |
| 1330 | 0 | 0 | 0 | 0 | 0 | 0 | 0 |
| 1400 | 0 | 0 | 0 | 0 | 0 | 0 | 0 |
| 1430 | 0 | 0 | 0 | 0 | 0 | 0 | 0 |
| 1500 | 0 | 0 | 0 | 0 | 0 | 0 | 0 |
| 1530 | 0 | 0 | 0 | 0 | 0 | 0 | 0 |
| 1600 | 0 | 0 | 0 | 0 | 0 | 0 | 0 |
| 1630 | 0 | 0 | 0 | 0 | 0 | 0 | 0 |
| 1700 | 0 | 0 | 0 | 0 | 0 | 0 | 0 |
| 1730 | 0 | 0 | 0 | 0 | 0 | 0 | 0 |
| 1800 | 0 | 23 | 0 | 23 | 0 | 0 | 46 |
| 1830 | 0 | 23 | 0 | 23 | 0 | 0 | 46 |
| 1900 | 0 | 23 | 0 | 23 | 0 | 0 | 46 |
| 1930 | 0 | 23 | 0 | 23 | 0 | 0 | 46 |
| 2000 | 0 | 23 | 0 | 23 | 0 | 0 | 46 |
| 2030 | 0 | 23 | 0 | 23 | 0 | 0 | 46 |
| 2100 | 0 | 23 | 0 | 23 | 0 | 0 | 46 |
| 2130 | 0 | 23 | 0 | 23 | 0 | 0 | 46 |
| Total Student Seat 1/2 Hours: | 0 | 184 | 0 | 184 | 0 | 0 | 368 |
| Total Student Seat Hours: | 0 | 92 | 0 | 92 | 0 | 0 | 184 |
| % Max Student Hrs: | 0% | 23% | 0% | 23% | 0% | 0% | 9% |
| % State Benchmark: | 0% | 47% | 0% | 47% | 0% | 0% | 19% |

| CRN | Course | Enroll | Dates | Days | BTime | ETime | Instructor | Hrs | Type |
|-------|--------|--------|-----------|------|-------|-------|-------------------|-----|------|
| 55613 | CT V66 | 23 | 6/18 7/30 | T R | 1800 | 2150 | Tovey, Vincent T. | 8 | DC |

| | | | | |
|----------------------------|-----------|----------------------|--------------|--|
| Utilization % Color Codes: | Red < 25% | Blue < 50% | Green < 90% | Gold >= 90% |
| Capacity: | 24 | Students (Banner) | Description: | Environment and Construction Technology |
| Stations: | 24 | Students (Fusion) | Division: | 19 |
| Max Student Hrs: | 1,680 | Capacity * 70 Hrs/Wk | Room Use: | 210 Class Lab |
| Use Factor: | 53 | Hrs/Week | Size: | 1,025 Sq. Feet |
| Occ Factor: | 16 | Students/Hr | TOP Code: | 010100 |
| State Benchmark: | 848 | Student Hours/Wk | TOP Title: | Agriculture Technology & Sciences, General |

Number of Students by Time and Day

| Time | Mon | Tues | Wed | Thur | Fri | Sat | Week |
|-------------------------------|-----|------|-----|------|-----|-----|-------|
| 0700 | 0 | 0 | 0 | 0 | 0 | 0 | 0 |
| 0730 | 0 | 0 | 0 | 0 | 0 | 0 | 0 |
| 0800 | 0 | 0 | 0 | 0 | 0 | 0 | 0 |
| 0830 | 0 | 0 | 0 | 0 | 0 | 0 | 0 |
| 0900 | 0 | 0 | 0 | 0 | 0 | 0 | 0 |
| 0930 | 0 | 19 | 0 | 19 | 0 | 0 | 38 |
| 1000 | 0 | 19 | 0 | 19 | 0 | 0 | 38 |
| 1030 | 0 | 19 | 0 | 19 | 0 | 0 | 38 |
| 1100 | 0 | 19 | 0 | 19 | 0 | 0 | 38 |
| 1130 | 0 | 19 | 0 | 19 | 0 | 0 | 38 |
| 1200 | 0 | 19 | 0 | 19 | 0 | 0 | 38 |
| 1230 | 0 | 0 | 0 | 0 | 0 | 0 | 0 |
| 1300 | 0 | 0 | 0 | 0 | 0 | 0 | 0 |
| 1330 | 27 | 24 | 27 | 24 | 0 | 0 | 102 |
| 1400 | 27 | 24 | 27 | 24 | 0 | 0 | 102 |
| 1430 | 27 | 24 | 27 | 24 | 0 | 0 | 102 |
| 1500 | 20 | 26 | 20 | 26 | 0 | 0 | 92 |
| 1530 | 20 | 26 | 20 | 26 | 0 | 0 | 92 |
| 1600 | 20 | 26 | 20 | 26 | 0 | 0 | 92 |
| 1630 | 0 | 26 | 0 | 26 | 0 | 0 | 52 |
| 1700 | 0 | 26 | 0 | 26 | 0 | 0 | 52 |
| 1730 | 0 | 0 | 0 | 0 | 0 | 0 | 0 |
| 1800 | 0 | 0 | 0 | 23 | 0 | 0 | 23 |
| 1830 | 0 | 0 | 0 | 23 | 0 | 0 | 23 |
| 1900 | 0 | 0 | 0 | 23 | 0 | 0 | 23 |
| 1930 | 0 | 0 | 0 | 23 | 0 | 0 | 23 |
| 2000 | 0 | 0 | 0 | 23 | 0 | 0 | 23 |
| 2030 | 0 | 0 | 0 | 23 | 0 | 0 | 23 |
| 2100 | 0 | 0 | 0 | 0 | 0 | 0 | 0 |
| 2130 | 0 | 0 | 0 | 0 | 0 | 0 | 0 |
| Total Student Seat 1/2 Hours: | 141 | 316 | 141 | 454 | 0 | 0 | 1,052 |
| Total Student Seat Hours: | 71 | 158 | 71 | 227 | 0 | 0 | 526 |
| % Max Student Hrs: | 21% | 47% | 21% | 68% | 0% | 0% | 31% |
| % State Benchmark: | 42% | 93% | 42% | 134% | 0% | 0% | 62% |

| CRN | Course | Enroll | Dates | Days | BTime | ETime | Instructor | Hrs | Type | |
|-------|----------|--------|-------|------|-------|-------|------------|----------------------------|------|----|
| 30486 | BIOL V23 | 19 | 1/6 | 5/19 | T R | 0930 | 1220 | De Jesus, Marta | 6 | WC |
| 31449 | ESRM V03 | 19 | 1/6 | 5/19 | T R | 1330 | 1445 | Budke, William C. | 3 | WC |
| 30918 | POLS V12 | 5 | 1/6 | 5/19 | T R | 1330 | 1445 | Budke, William C. | 3 | WC |
| 31085 | ESRM V01 | 15 | 1/6 | 5/19 | M W | 1330 | 1445 | Diaz de Leon, Elizabeth F. | 3 | WC |
| 31032 | BIOL V10 | 12 | 1/6 | 5/19 | M W | 1330 | 1445 | Diaz de Leon, Elizabeth F. | 3 | WC |
| 30332 | ESRM V11 | 26 | 1/6 | 5/19 | T R | 1500 | 1715 | Budke, William C. | 5 | WC |
| 32018 | ESRM V14 | 20 | 1/6 | 5/19 | M W | 1500 | 1615 | Budke, William C. | 3 | WC |
| 32139 | DRFT V04 | 13 | 1/6 | 5/19 | R | 1800 | 2050 | Villafana, Donald E. | 3 | WC |
| 31931 | MT V04 | 10 | 1/6 | 5/19 | R | 1800 | 2050 | Villafana, Donald E. | 3 | WC |

| | | | | |
|----------------------------|-----------|----------------------|--------------|--|
| Utilization % Color Codes: | Red < 25% | Blue < 50% | Green < 90% | Gold >= 90% |
| Capacity: | 24 | Students (Banner) | Description: | Environment and Construction Technology |
| Stations: | 24 | Students (Fusion) | Division: | 19 |
| Max Student Hrs: | 1,680 | Capacity * 70 Hrs/Wk | Room Use: | 210 Class Lab |
| Use Factor: | 53 | Hrs/Week | Size: | 1,025 Sq. Feet |
| Occ Factor: | 16 | Students/Hr | TOP Code: | 010100 |
| State Benchmark: | 848 | Student Hours/Wk | TOP Title: | Agriculture Technology & Sciences, General |

Number of Students by Time and Day

| Time | Mon | Tues | Wed | Thur | Fri | Sat | Week |
|-------------------------------|-----|------|-----|------|-----|-----|------|
| 0700 | 0 | 0 | 0 | 0 | 0 | 0 | 0 |
| 0730 | 0 | 0 | 0 | 0 | 0 | 0 | 0 |
| 0800 | 0 | 0 | 0 | 0 | 0 | 0 | 0 |
| 0830 | 0 | 0 | 0 | 0 | 0 | 0 | 0 |
| 0900 | 0 | 0 | 0 | 0 | 0 | 0 | 0 |
| 0930 | 0 | 18 | 0 | 0 | 0 | 0 | 18 |
| 1000 | 0 | 18 | 0 | 0 | 0 | 0 | 18 |
| 1030 | 0 | 18 | 0 | 0 | 0 | 0 | 18 |
| 1100 | 0 | 18 | 0 | 0 | 0 | 0 | 18 |
| 1130 | 0 | 18 | 0 | 0 | 0 | 0 | 18 |
| 1200 | 0 | 18 | 0 | 0 | 0 | 0 | 18 |
| 1230 | 0 | 0 | 0 | 0 | 0 | 0 | 0 |
| 1300 | 32 | 26 | 32 | 26 | 0 | 0 | 116 |
| 1330 | 32 | 26 | 32 | 26 | 0 | 0 | 116 |
| 1400 | 32 | 26 | 32 | 26 | 0 | 0 | 116 |
| 1430 | 0 | 0 | 0 | 0 | 0 | 0 | 0 |
| 1500 | 0 | 0 | 0 | 0 | 0 | 0 | 0 |
| 1530 | 0 | 0 | 0 | 0 | 0 | 0 | 0 |
| 1600 | 0 | 0 | 0 | 0 | 0 | 0 | 0 |
| 1630 | 0 | 0 | 0 | 0 | 0 | 0 | 0 |
| 1700 | 0 | 0 | 0 | 0 | 0 | 0 | 0 |
| 1730 | 0 | 0 | 0 | 0 | 0 | 0 | 0 |
| 1800 | 0 | 0 | 0 | 21 | 0 | 0 | 21 |
| 1830 | 0 | 0 | 0 | 21 | 0 | 0 | 21 |
| 1900 | 0 | 0 | 0 | 21 | 0 | 0 | 21 |
| 1930 | 0 | 0 | 0 | 21 | 0 | 0 | 21 |
| 2000 | 0 | 0 | 0 | 21 | 0 | 0 | 21 |
| 2030 | 0 | 0 | 0 | 21 | 0 | 0 | 21 |
| 2100 | 0 | 0 | 0 | 0 | 0 | 0 | 0 |
| 2130 | 0 | 0 | 0 | 0 | 0 | 0 | 0 |
| Total Student Seat 1/2 Hours: | 96 | 186 | 96 | 204 | 0 | 0 | 582 |
| Total Student Seat Hours: | 48 | 93 | 48 | 102 | 0 | 0 | 291 |
| % Max Student Hrs: | 14% | 28% | 14% | 30% | 0% | 0% | 17% |
| % State Benchmark: | 28% | 55% | 28% | 60% | 0% | 0% | 34% |

| CRN | Course | Enroll | Dates | Days | BTime | ETime | Instructor | Hrs | Type |
|-------|----------|--------|------------|------|-------|-------|-------------------|-----|------|
| 70377 | BIOL V23 | 18 | 8/19 12/18 | T | 0930 | 1220 | De Jesus, Marta | 3 | WC |
| 70751 | ESRM V10 | 26 | 8/19 12/18 | T R | 1300 | 1415 | Budke, William C. | 3 | WC |
| 70816 | BIOL V10 | 13 | 8/19 12/18 | M W | 1300 | 1415 | Budke, William C. | 3 | WC |
| 70800 | ESRM V01 | 19 | 8/19 12/18 | M W | 1300 | 1415 | Budke, William C. | 3 | WC |
| 72626 | DRFT V04 | 9 | 8/19 12/18 | R | 1800 | 2050 | Lewis, Gary R. | 3 | WC |
| 72185 | MT V04 | 12 | 8/19 12/18 | R | 1800 | 2050 | Lewis, Gary R. | 3 | WC |

| | | | | |
|----------------------------|-----------|----------------------|--------------|--|
| Utilization % Color Codes: | Red < 25% | Blue < 50% | Green < 90% | Gold >= 90% |
| Capacity: | 24 | Students (Banner) | Description: | Environment and Construction Technology |
| Stations: | 24 | Students (Fusion) | Division: | 19 |
| Max Student Hrs: | 1,680 | Capacity * 70 Hrs/Wk | Room Use: | 210 Class Lab |
| Use Factor: | 53 | Hrs/Week | Size: | 1,025 Sq. Feet |
| Occ Factor: | 16 | Students/Hr | TOP Code: | 010100 |
| State Benchmark: | 848 | Student Hours/Wk | TOP Title: | Agriculture Technology & Sciences, General |

Number of Students by Time and Day

| Time | Mon | Tues | Wed | Thur | Fri | Sat | Week |
|-------------------------------|-----|------|-----|------|-----|-----|------|
| 0700 | 0 | 0 | 0 | 0 | 0 | 0 | 0 |
| 0730 | 0 | 0 | 0 | 0 | 0 | 0 | 0 |
| 0800 | 0 | 0 | 0 | 0 | 0 | 0 | 0 |
| 0830 | 0 | 0 | 0 | 0 | 0 | 0 | 0 |
| 0900 | 0 | 0 | 0 | 0 | 0 | 0 | 0 |
| 0930 | 0 | 0 | 0 | 0 | 0 | 0 | 0 |
| 1000 | 0 | 0 | 0 | 0 | 0 | 0 | 0 |
| 1030 | 0 | 0 | 0 | 0 | 0 | 0 | 0 |
| 1100 | 0 | 0 | 0 | 0 | 0 | 0 | 0 |
| 1130 | 0 | 0 | 0 | 0 | 0 | 0 | 0 |
| 1200 | 0 | 0 | 0 | 0 | 0 | 0 | 0 |
| 1230 | 0 | 0 | 0 | 0 | 0 | 0 | 0 |
| 1300 | 0 | 0 | 0 | 0 | 0 | 0 | 0 |
| 1330 | 0 | 0 | 0 | 0 | 0 | 0 | 0 |
| 1400 | 0 | 0 | 0 | 0 | 0 | 0 | 0 |
| 1430 | 0 | 0 | 0 | 0 | 0 | 0 | 0 |
| 1500 | 0 | 0 | 0 | 0 | 0 | 0 | 0 |
| 1530 | 0 | 0 | 0 | 0 | 0 | 0 | 0 |
| 1600 | 0 | 0 | 0 | 0 | 0 | 0 | 0 |
| 1630 | 0 | 0 | 0 | 0 | 0 | 0 | 0 |
| 1700 | 0 | 0 | 0 | 0 | 0 | 0 | 0 |
| 1730 | 0 | 0 | 0 | 0 | 0 | 0 | 0 |
| 1800 | 0 | 35 | 0 | 35 | 0 | 0 | 70 |
| 1830 | 0 | 35 | 0 | 35 | 0 | 0 | 70 |
| 1900 | 0 | 35 | 0 | 35 | 0 | 0 | 70 |
| 1930 | 0 | 35 | 0 | 35 | 0 | 0 | 70 |
| 2000 | 0 | 35 | 0 | 35 | 0 | 0 | 70 |
| 2030 | 0 | 35 | 0 | 35 | 0 | 0 | 70 |
| 2100 | 0 | 35 | 0 | 35 | 0 | 0 | 70 |
| 2130 | 0 | 35 | 0 | 35 | 0 | 0 | 70 |
| Total Student Seat 1/2 Hours: | 0 | 280 | 0 | 280 | 0 | 0 | 560 |
| Total Student Seat Hours: | 0 | 140 | 0 | 140 | 0 | 0 | 280 |
| % Max Student Hrs: | 0% | 42% | 0% | 42% | 0% | 0% | 17% |
| % State Benchmark: | 0% | 83% | 0% | 83% | 0% | 0% | 33% |

| CRN | Course | Enroll | Dates | Days | BTime | ETime | Instructor | Hrs | Type |
|-------|--------|--------|-----------|------|-------|-------|-----------------------|-----|------|
| 55745 | WS V14 | 35 | 6/18 7/30 | T R | 1800 | 2150 | Richardson, Wesley B. | 8 | DC |

| | | | | |
|----------------------------|-----------|----------------------|--------------|-------------------------|
| Utilization % Color Codes: | Red < 25% | Blue < 50% | Green < 90% | Gold >= 90% |
| Capacity: | 46 | Students (Banner) | Description: | English Learning Center |
| Stations: | 46 | Students (Fusion) | Division: | 17 |
| Max Student Hrs: | 3,220 | Capacity * 70 Hrs/Wk | Room Use: | 220 Spec Class Lab |
| Use Factor: | 53 | Hrs/Week | Size: | 1,131 Sq. Feet |
| Occ Factor: | 31 | Students/Hr | TOP Code: | 493000 |
| State Benchmark: | 1,625 | Student Hours/Wk | TOP Title: | General Studies |

Number of Students by Time and Day

| Time | Mon | Tues | Wed | Thur | Fri | Sat | Week |
|-------------------------------|-----|------|-----|------|-----|-----|------|
| 0700 | 0 | 0 | 0 | 0 | 0 | 0 | 0 |
| 0730 | 0 | 0 | 0 | 0 | 0 | 0 | 0 |
| 0800 | 0 | 0 | 0 | 0 | 0 | 0 | 0 |
| 0830 | 0 | 15 | 0 | 15 | 0 | 0 | 30 |
| 0900 | 0 | 15 | 0 | 15 | 0 | 0 | 30 |
| 0930 | 0 | 15 | 0 | 15 | 0 | 0 | 30 |
| 1000 | 0 | 15 | 0 | 15 | 0 | 0 | 30 |
| 1030 | 0 | 0 | 0 | 0 | 0 | 0 | 0 |
| 1100 | 0 | 0 | 0 | 0 | 0 | 0 | 0 |
| 1130 | 17 | 13 | 17 | 13 | 0 | 0 | 60 |
| 1200 | 17 | 13 | 17 | 13 | 0 | 0 | 60 |
| 1230 | 17 | 13 | 17 | 13 | 0 | 0 | 60 |
| 1300 | 17 | 13 | 17 | 13 | 0 | 0 | 60 |
| 1330 | 17 | 13 | 17 | 13 | 0 | 0 | 60 |
| 1400 | 0 | 0 | 0 | 0 | 0 | 0 | 0 |
| 1430 | 0 | 0 | 0 | 0 | 0 | 0 | 0 |
| 1500 | 0 | 0 | 0 | 0 | 0 | 0 | 0 |
| 1530 | 0 | 0 | 0 | 0 | 0 | 0 | 0 |
| 1600 | 0 | 0 | 0 | 0 | 0 | 0 | 0 |
| 1630 | 0 | 0 | 0 | 0 | 0 | 0 | 0 |
| 1700 | 0 | 0 | 0 | 0 | 0 | 0 | 0 |
| 1730 | 0 | 0 | 0 | 0 | 0 | 0 | 0 |
| 1800 | 0 | 0 | 0 | 0 | 0 | 0 | 0 |
| 1830 | 0 | 0 | 0 | 0 | 0 | 0 | 0 |
| 1900 | 0 | 0 | 0 | 0 | 0 | 0 | 0 |
| 1930 | 0 | 0 | 0 | 0 | 0 | 0 | 0 |
| 2000 | 0 | 0 | 0 | 0 | 0 | 0 | 0 |
| 2030 | 0 | 0 | 0 | 0 | 0 | 0 | 0 |
| 2100 | 0 | 0 | 0 | 0 | 0 | 0 | 0 |
| 2130 | 0 | 0 | 0 | 0 | 0 | 0 | 0 |
| Total Student Seat 1/2 Hours: | 85 | 125 | 85 | 125 | 0 | 0 | 420 |
| Total Student Seat Hours: | 43 | 63 | 43 | 63 | 0 | 0 | 210 |
| % Max Student Hrs: | 7% | 10% | 7% | 10% | 0% | 0% | 7% |
| % State Benchmark: | 13% | 19% | 13% | 19% | 0% | 0% | 13% |

| CRN | Course | Enroll | Dates | Days | BTime | ETime | Instructor | Hrs | Type |
|-------|----------|--------|-------|------|-------|-------|------------|--------------------|------|
| 31808 | ESL V42 | 15 | 1/20 | 5/16 | T R | 0815 | 1020 | Loe, Geri | 5 DC |
| 31053 | ENGM V51 | 13 | 1/6 | 5/19 | T R | 1130 | 1345 | Zelman, Nancy E. | 5 WC |
| 31682 | ESL V21 | 17 | 1/20 | 5/16 | M W | 1130 | 1335 | Mills, Kathleen P. | 5 DC |

| | | | | |
|----------------------------|-----------|----------------------|--------------|-------------------------|
| Utilization % Color Codes: | Red < 25% | Blue < 50% | Green < 90% | Gold >= 90% |
| Capacity: | 12 | Students (Banner) | Description: | English Learning Center |
| Stations: | 12 | Students (Fusion) | Division: | 17 |
| Max Student Hrs: | 840 | Capacity * 70 Hrs/Wk | Room Use: | 220 Spec Class Lab |
| Use Factor: | 53 | Hrs/Week | Size: | 670 Sq. Feet |
| Occ Factor: | 8 | Students/Hr | TOP Code: | 493000 |
| State Benchmark: | 424 | Student Hours/Wk | TOP Title: | General Studies |

Number of Students by Time and Day

| Time | Mon | Tues | Wed | Thur | Fri | Sat | Week |
|-------------------------------|-----|------|-----|------|-----|-----|------|
| 0700 | 0 | 0 | 0 | 0 | 0 | 0 | 0 |
| 0730 | 0 | 0 | 0 | 0 | 0 | 0 | 0 |
| 0800 | 0 | 0 | 0 | 0 | 0 | 0 | 0 |
| 0830 | 0 | 0 | 0 | 0 | 0 | 0 | 0 |
| 0900 | 0 | 13 | 0 | 13 | 0 | 0 | 26 |
| 0930 | 0 | 13 | 0 | 13 | 0 | 0 | 26 |
| 1000 | 0 | 13 | 0 | 13 | 0 | 0 | 26 |
| 1030 | 0 | 13 | 0 | 13 | 0 | 0 | 26 |
| 1100 | 0 | 13 | 0 | 13 | 0 | 0 | 26 |
| 1130 | 0 | 16 | 0 | 16 | 0 | 0 | 32 |
| 1200 | 0 | 16 | 0 | 16 | 0 | 0 | 32 |
| 1230 | 0 | 16 | 0 | 16 | 0 | 0 | 32 |
| 1300 | 0 | 16 | 0 | 16 | 0 | 0 | 32 |
| 1330 | 0 | 16 | 0 | 16 | 0 | 0 | 32 |
| 1400 | 0 | 0 | 0 | 0 | 0 | 0 | 0 |
| 1430 | 0 | 0 | 0 | 0 | 0 | 0 | 0 |
| 1500 | 0 | 0 | 0 | 0 | 0 | 0 | 0 |
| 1530 | 0 | 0 | 0 | 0 | 0 | 0 | 0 |
| 1600 | 0 | 0 | 0 | 0 | 0 | 0 | 0 |
| 1630 | 0 | 0 | 0 | 0 | 0 | 0 | 0 |
| 1700 | 0 | 0 | 0 | 0 | 0 | 0 | 0 |
| 1730 | 0 | 0 | 0 | 0 | 0 | 0 | 0 |
| 1800 | 0 | 0 | 0 | 0 | 0 | 0 | 0 |
| 1830 | 0 | 0 | 0 | 0 | 0 | 0 | 0 |
| 1900 | 0 | 0 | 0 | 0 | 0 | 0 | 0 |
| 1930 | 0 | 0 | 0 | 0 | 0 | 0 | 0 |
| 2000 | 0 | 0 | 0 | 0 | 0 | 0 | 0 |
| 2030 | 0 | 0 | 0 | 0 | 0 | 0 | 0 |
| 2100 | 0 | 0 | 0 | 0 | 0 | 0 | 0 |
| 2130 | 0 | 0 | 0 | 0 | 0 | 0 | 0 |
| Total Student Seat 1/2 Hours: | 0 | 145 | 0 | 145 | 0 | 0 | 290 |
| Total Student Seat Hours: | 0 | 73 | 0 | 73 | 0 | 0 | 145 |
| % Max Student Hrs: | 0% | 43% | 0% | 43% | 0% | 0% | 17% |
| % State Benchmark: | 0% | 86% | 0% | 86% | 0% | 0% | 34% |

| CRN | Course | Enroll | Dates | Days | BTime | ETime | Instructor | Hrs | Type |
|-------|----------|--------|-------|------|-------|-------|------------|--------------------|------|
| 30166 | SPAN V04 | 13 | 1/6 | 5/19 | T R | 0900 | 1115 | Hurtado, Milena M. | 5 WC |
| 30879 | ENGM V50 | 16 | 1/6 | 5/19 | T R | 1130 | 1345 | Harrison, Karen S. | 5 WC |

| | | | | |
|----------------------------|-----------|----------------------|--------------|-------------------------|
| Utilization % Color Codes: | Red < 25% | Blue < 50% | Green < 90% | Gold >= 90% |
| Capacity: | 12 | Students (Banner) | Description: | English Learning Center |
| Stations: | 12 | Students (Fusion) | Division: | 17 |
| Max Student Hrs: | 840 | Capacity * 70 Hrs/Wk | Room Use: | 220 Spec Class Lab |
| Use Factor: | 53 | Hrs/Week | Size: | 670 Sq. Feet |
| Occ Factor: | 8 | Students/Hr | TOP Code: | 493000 |
| State Benchmark: | 424 | Student Hours/Wk | TOP Title: | General Studies |

Number of Students by Time and Day

| Time | Mon | Tues | Wed | Thur | Fri | Sat | Week |
|-------------------------------|------|------|------|------|-----|-----|------|
| 0700 | 0 | 0 | 0 | 0 | 0 | 0 | 0 |
| 0730 | 0 | 0 | 0 | 0 | 0 | 0 | 0 |
| 0800 | 0 | 0 | 0 | 0 | 0 | 0 | 0 |
| 0830 | 20 | 17 | 20 | 17 | 0 | 0 | 74 |
| 0900 | 20 | 17 | 20 | 17 | 0 | 0 | 74 |
| 0930 | 20 | 17 | 20 | 17 | 0 | 0 | 74 |
| 1000 | 20 | 17 | 20 | 17 | 0 | 0 | 74 |
| 1030 | 0 | 0 | 0 | 0 | 0 | 0 | 0 |
| 1100 | 0 | 0 | 0 | 0 | 0 | 0 | 0 |
| 1130 | 25 | 14 | 25 | 14 | 0 | 0 | 78 |
| 1200 | 25 | 14 | 25 | 14 | 0 | 0 | 78 |
| 1230 | 25 | 14 | 25 | 14 | 0 | 0 | 78 |
| 1300 | 25 | 14 | 25 | 14 | 0 | 0 | 78 |
| 1330 | 0 | 14 | 0 | 14 | 0 | 0 | 28 |
| 1400 | 0 | 0 | 0 | 0 | 0 | 0 | 0 |
| 1430 | 0 | 0 | 0 | 0 | 0 | 0 | 0 |
| 1500 | 0 | 0 | 0 | 0 | 0 | 0 | 0 |
| 1530 | 0 | 0 | 0 | 0 | 0 | 0 | 0 |
| 1600 | 0 | 0 | 0 | 0 | 0 | 0 | 0 |
| 1630 | 0 | 0 | 0 | 0 | 0 | 0 | 0 |
| 1700 | 0 | 0 | 0 | 0 | 0 | 0 | 0 |
| 1730 | 0 | 0 | 0 | 0 | 0 | 0 | 0 |
| 1800 | 0 | 0 | 0 | 0 | 0 | 0 | 0 |
| 1830 | 0 | 0 | 0 | 0 | 0 | 0 | 0 |
| 1900 | 0 | 0 | 0 | 0 | 0 | 0 | 0 |
| 1930 | 0 | 0 | 0 | 0 | 0 | 0 | 0 |
| 2000 | 0 | 0 | 0 | 0 | 0 | 0 | 0 |
| 2030 | 0 | 0 | 0 | 0 | 0 | 0 | 0 |
| 2100 | 0 | 0 | 0 | 0 | 0 | 0 | 0 |
| 2130 | 0 | 0 | 0 | 0 | 0 | 0 | 0 |
| Total Student Seat 1/2 Hours: | 180 | 138 | 180 | 138 | 0 | 0 | 636 |
| Total Student Seat Hours: | 90 | 69 | 90 | 69 | 0 | 0 | 318 |
| % Max Student Hrs: | 54% | 41% | 54% | 41% | 0% | 0% | 38% |
| % State Benchmark: | 106% | 81% | 106% | 81% | 0% | 0% | 75% |

| CRN | Course | Enroll | Dates | Days | BTime | ETime | Instructor | Hrs | Type |
|-------|----------|--------|------------|------|-------|-------|--------------------|-----|------|
| 71736 | ESL V41 | 17 | 8/19 12/18 | T R | 0830 | 1020 | Harrison, Karen S. | 4 | WC |
| 71322 | ESL V31 | 20 | 8/19 12/18 | M W | 0830 | 1020 | Harrison, Karen S. | 4 | WC |
| 70609 | ENGM V50 | 14 | 8/19 12/18 | T R | 1130 | 1345 | Harrison, Karen S. | 5 | WC |
| 71791 | ESL V22 | 25 | 8/19 12/18 | M W | 1130 | 1320 | Harrison, Karen S. | 4 | WC |

| | | | | |
|----------------------------|-----------|----------------------|--------------|-----------------------|
| Utilization % Color Codes: | Red < 25% | Blue < 50% | Green < 90% | Gold >= 90% |
| Capacity: | 80 | Students (Banner) | Description: | Health Science Center |
| Stations: | 80 | Students (Fusion) | Division: | |
| Max Student Hrs: | 5,600 | Capacity * 70 Hrs/Wk | Room Use: | 110 Classroom |
| Use Factor: | 53 | Hrs/Week | Size: | 1,416 Sq. Feet |
| Occ Factor: | 53 | Students/Hr | TOP Code: | 009900 |
| State Benchmark: | 2,826 | Student Hours/Wk | TOP Title: | General Assignment |

Number of Students by Time and Day

| Time | Mon | Tues | Wed | Thur | Fri | Sat | Week |
|-------------------------------|-----|------|-----|------|-----|-----|------|
| 0700 | 0 | 0 | 0 | 0 | 0 | 0 | 0 |
| 0730 | 0 | 0 | 0 | 0 | 0 | 0 | 0 |
| 0800 | 0 | 0 | 0 | 0 | 0 | 0 | 0 |
| 0830 | 0 | 0 | 0 | 0 | 0 | 0 | 0 |
| 0900 | 0 | 0 | 43 | 0 | 10 | 0 | 53 |
| 0930 | 0 | 0 | 43 | 0 | 10 | 0 | 53 |
| 1000 | 0 | 0 | 43 | 0 | 10 | 0 | 53 |
| 1030 | 0 | 0 | 43 | 0 | 10 | 0 | 53 |
| 1100 | 0 | 0 | 0 | 0 | 0 | 0 | 0 |
| 1130 | 0 | 0 | 0 | 0 | 0 | 0 | 0 |
| 1200 | 56 | 0 | 0 | 0 | 0 | 0 | 56 |
| 1230 | 56 | 0 | 0 | 0 | 0 | 0 | 56 |
| 1300 | 56 | 0 | 0 | 0 | 0 | 0 | 56 |
| 1330 | 56 | 0 | 0 | 0 | 0 | 0 | 56 |
| 1400 | 56 | 0 | 0 | 0 | 0 | 0 | 56 |
| 1430 | 0 | 0 | 0 | 0 | 0 | 0 | 0 |
| 1500 | 0 | 0 | 0 | 0 | 0 | 0 | 0 |
| 1530 | 0 | 0 | 0 | 0 | 0 | 0 | 0 |
| 1600 | 0 | 0 | 0 | 0 | 0 | 0 | 0 |
| 1630 | 0 | 0 | 0 | 0 | 0 | 0 | 0 |
| 1700 | 0 | 0 | 0 | 0 | 0 | 0 | 0 |
| 1730 | 0 | 46 | 0 | 0 | 0 | 0 | 46 |
| 1800 | 0 | 46 | 0 | 0 | 0 | 0 | 46 |
| 1830 | 0 | 46 | 0 | 0 | 0 | 0 | 46 |
| 1900 | 0 | 46 | 0 | 0 | 0 | 0 | 46 |
| 1930 | 0 | 46 | 0 | 0 | 0 | 0 | 46 |
| 2000 | 0 | 46 | 0 | 0 | 0 | 0 | 46 |
| 2030 | 0 | 0 | 0 | 0 | 0 | 0 | 0 |
| 2100 | 0 | 0 | 0 | 0 | 0 | 0 | 0 |
| 2130 | 0 | 0 | 0 | 0 | 0 | 0 | 0 |
| Total Student Seat 1/2 Hours: | 280 | 276 | 172 | 0 | 40 | 0 | 768 |
| Total Student Seat Hours: | 140 | 138 | 86 | 0 | 20 | 0 | 384 |
| % Max Student Hrs: | 13% | 12% | 8% | 0% | 2% | 0% | 7% |
| % State Benchmark: | 25% | 24% | 15% | 0% | 4% | 0% | 14% |

| CRN | Course | Enroll | Dates | Days | BTime | ETime | Instructor | Hrs | Type | |
|-------|---------|--------|-------|------|-------|-------|------------|-----------------------|------|----|
| 32493 | NS V84C | 10 | 1/6 | 5/19 | F | 0900 | 1100 | Turnbull, Kathleen E. | 2 | WC |
| 38210 | NS V40 | 11 | 1/6 | 5/19 | W | 0900 | 1050 | Zacharias, Mary | 2 | WC |
| 31329 | NS V40 | 11 | 1/6 | 5/19 | W | 0900 | 1050 | Zacharias, Mary | 2 | WC |
| 31320 | NS V40 | 10 | 1/6 | 5/19 | W | 0900 | 1050 | Zacharias, Mary | 2 | WC |
| 30954 | NS V40 | 11 | 1/6 | 5/19 | W | 0900 | 1050 | Zacharias, Mary | 2 | WC |
| 32516 | NS V10 | 11 | 1/6 | 5/19 | M | 1200 | 1420 | Valadez, Linda M. | 3 | WC |
| 31046 | NS V10 | 12 | 1/6 | 5/19 | M | 1200 | 1420 | Valadez, Linda M. | 3 | WC |
| 30959 | NS V10 | 11 | 1/6 | 5/19 | M | 1200 | 1420 | Valadez, Linda M. | 3 | WC |
| 30460 | NS V10 | 11 | 1/6 | 5/19 | M | 1200 | 1420 | Valadez, Linda M. | 3 | WC |
| 30422 | NS V10 | 11 | 1/6 | 5/19 | M | 1200 | 1420 | Valadez, Linda M. | 3 | WC |
| 32164 | NS V07 | 46 | 1/6 | 5/19 | T | 1730 | 2020 | Moussou, Valerie A. | 3 | WC |

| | | | | |
|----------------------------|-----------|----------------------|--------------|-----------------------|
| Utilization % Color Codes: | Red < 25% | Blue < 50% | Green < 90% | Gold >= 90% |
| Capacity: | 80 | Students (Banner) | Description: | Health Science Center |
| Stations: | 80 | Students (Fusion) | Division: | |
| Max Student Hrs: | 5,600 | Capacity * 70 Hrs/Wk | Room Use: | 110 Classroom |
| Use Factor: | 53 | Hrs/Week | Size: | 1,416 Sq. Feet |
| Occ Factor: | 53 | Students/Hr | TOP Code: | 009900 |
| State Benchmark: | 2,826 | Student Hours/Wk | TOP Title: | General Assignment |

Number of Students by Time and Day

| Time | Mon | Tues | Wed | Thur | Fri | Sat | Week |
|-------------------------------|-----|------|-----|------|-----|-----|-------|
| 0700 | 0 | 0 | 0 | 0 | 0 | 0 | 0 |
| 0730 | 0 | 0 | 0 | 0 | 0 | 0 | 0 |
| 0800 | 0 | 0 | 0 | 0 | 0 | 0 | 0 |
| 0830 | 0 | 0 | 0 | 0 | 0 | 0 | 0 |
| 0900 | 0 | 0 | 0 | 60 | 0 | 0 | 60 |
| 0930 | 0 | 0 | 0 | 60 | 0 | 0 | 60 |
| 1000 | 0 | 0 | 0 | 60 | 0 | 0 | 60 |
| 1030 | 0 | 0 | 0 | 60 | 0 | 0 | 60 |
| 1100 | 0 | 0 | 0 | 60 | 0 | 0 | 60 |
| 1130 | 0 | 0 | 0 | 0 | 0 | 0 | 0 |
| 1200 | 0 | 79 | 0 | 79 | 0 | 0 | 158 |
| 1230 | 0 | 79 | 0 | 79 | 0 | 0 | 158 |
| 1300 | 0 | 79 | 0 | 79 | 0 | 0 | 158 |
| 1330 | 0 | 0 | 0 | 0 | 0 | 0 | 0 |
| 1400 | 0 | 0 | 0 | 0 | 0 | 0 | 0 |
| 1430 | 0 | 0 | 0 | 0 | 0 | 0 | 0 |
| 1500 | 0 | 0 | 0 | 0 | 0 | 0 | 0 |
| 1530 | 0 | 0 | 0 | 0 | 0 | 0 | 0 |
| 1600 | 0 | 0 | 0 | 0 | 0 | 0 | 0 |
| 1630 | 0 | 0 | 0 | 0 | 0 | 0 | 0 |
| 1700 | 0 | 0 | 0 | 0 | 0 | 0 | 0 |
| 1730 | 0 | 52 | 0 | 0 | 0 | 0 | 52 |
| 1800 | 0 | 52 | 0 | 0 | 0 | 0 | 52 |
| 1830 | 0 | 52 | 0 | 0 | 0 | 0 | 52 |
| 1900 | 0 | 52 | 0 | 0 | 0 | 0 | 52 |
| 1930 | 0 | 52 | 0 | 0 | 0 | 0 | 52 |
| 2000 | 0 | 52 | 0 | 0 | 0 | 0 | 52 |
| 2030 | 0 | 0 | 0 | 0 | 0 | 0 | 0 |
| 2100 | 0 | 0 | 0 | 0 | 0 | 0 | 0 |
| 2130 | 0 | 0 | 0 | 0 | 0 | 0 | 0 |
| Total Student Seat 1/2 Hours: | 0 | 549 | 0 | 537 | 0 | 0 | 1,086 |
| Total Student Seat Hours: | 0 | 275 | 0 | 269 | 0 | 0 | 543 |
| % Max Student Hrs: | 0% | 25% | 0% | 24% | 0% | 0% | 10% |
| % State Benchmark: | 0% | 49% | 0% | 47% | 0% | 0% | 19% |

| CRN | Course | Enroll | Dates | Days | BTime | ETime | Instructor | Hrs | Type |
|-------|----------|--------|------------|------|-------|-------|-----------------------|-----|------|
| 78365 | NS V31 | 1 | 8/19 12/18 | R | 0900 | 1115 | LaFemina, Florence M. | 3 | WC |
| 78364 | NS V30 | 9 | 8/19 12/18 | R | 0900 | 1115 | LaFemina, Florence M. | 3 | WC |
| 78351 | NS V30 | 10 | 8/19 12/18 | R | 0900 | 1115 | LaFemina, Florence M. | 3 | WC |
| 78336 | NS V30 | 10 | 8/19 12/18 | R | 0900 | 1115 | LaFemina, Florence M. | 3 | WC |
| 72287 | NS V30 | 9 | 8/19 12/18 | R | 0900 | 1115 | LaFemina, Florence M. | 3 | WC |
| 72253 | NS V30 | 11 | 8/19 12/18 | R | 0900 | 1115 | LaFemina, Florence M. | 3 | WC |
| 71838 | NS V30 | 10 | 8/19 12/18 | R | 0900 | 1115 | Peter, Claudia | 3 | WC |
| 70175 | BIOL V01 | 79 | 8/19 12/18 | T R | 1200 | 1315 | Gardner, Ty J. | 3 | WC |
| 74125 | NS V07 | 52 | 8/19 12/18 | T | 1730 | 2020 | Moussou, Valerie A. | 3 | WC |

| | | | | |
|----------------------------|-----------|----------------------|--------------|-----------------------|
| Utilization % Color Codes: | Red < 25% | Blue < 50% | Green < 90% | Gold >= 90% |
| Capacity: | 80 | Students (Banner) | Description: | Health Science Center |
| Stations: | 80 | Students (Fusion) | Division: | |
| Max Student Hrs: | 5,600 | Capacity * 70 Hrs/Wk | Room Use: | 110 Classroom |
| Use Factor: | 53 | Hrs/Week | Size: | 1,416 Sq. Feet |
| Occ Factor: | 53 | Students/Hr | TOP Code: | 009900 |
| State Benchmark: | 2,826 | Student Hours/Wk | TOP Title: | General Assignment |

Number of Students by Time and Day

| Time | Mon | Tues | Wed | Thur | Fri | Sat | Week |
|-------------------------------|-----|------|-----|------|-----|-----|-------|
| 0700 | 0 | 0 | 0 | 0 | 0 | 0 | 0 |
| 0730 | 0 | 0 | 0 | 0 | 0 | 0 | 0 |
| 0800 | 25 | 25 | 25 | 25 | 0 | 0 | 100 |
| 0830 | 25 | 25 | 25 | 25 | 0 | 0 | 100 |
| 0900 | 25 | 25 | 25 | 25 | 0 | 0 | 100 |
| 0930 | 25 | 25 | 25 | 25 | 0 | 0 | 100 |
| 1000 | 25 | 25 | 25 | 25 | 0 | 0 | 100 |
| 1030 | 25 | 25 | 25 | 25 | 0 | 0 | 100 |
| 1100 | 25 | 25 | 25 | 25 | 0 | 0 | 100 |
| 1130 | 25 | 25 | 25 | 25 | 0 | 0 | 100 |
| 1200 | 0 | 0 | 0 | 0 | 0 | 0 | 0 |
| 1230 | 31 | 31 | 31 | 31 | 0 | 0 | 124 |
| 1300 | 31 | 31 | 31 | 31 | 0 | 0 | 124 |
| 1330 | 31 | 31 | 31 | 31 | 0 | 0 | 124 |
| 1400 | 31 | 31 | 31 | 31 | 0 | 0 | 124 |
| 1430 | 0 | 0 | 0 | 0 | 0 | 0 | 0 |
| 1500 | 0 | 0 | 0 | 0 | 0 | 0 | 0 |
| 1530 | 0 | 0 | 0 | 0 | 0 | 0 | 0 |
| 1600 | 0 | 0 | 0 | 0 | 0 | 0 | 0 |
| 1630 | 0 | 0 | 0 | 0 | 0 | 0 | 0 |
| 1700 | 0 | 0 | 0 | 0 | 0 | 0 | 0 |
| 1730 | 0 | 0 | 0 | 0 | 0 | 0 | 0 |
| 1800 | 0 | 0 | 0 | 0 | 0 | 0 | 0 |
| 1830 | 0 | 0 | 0 | 0 | 0 | 0 | 0 |
| 1900 | 0 | 0 | 0 | 0 | 0 | 0 | 0 |
| 1930 | 0 | 0 | 0 | 0 | 0 | 0 | 0 |
| 2000 | 0 | 0 | 0 | 0 | 0 | 0 | 0 |
| 2030 | 0 | 0 | 0 | 0 | 0 | 0 | 0 |
| 2100 | 0 | 0 | 0 | 0 | 0 | 0 | 0 |
| 2130 | 0 | 0 | 0 | 0 | 0 | 0 | 0 |
| Total Student Seat 1/2 Hours: | 324 | 324 | 324 | 324 | 0 | 0 | 1,296 |
| Total Student Seat Hours: | 162 | 162 | 162 | 162 | 0 | 0 | 648 |
| % Max Student Hrs: | 14% | 14% | 14% | 14% | 0% | 0% | 12% |
| % State Benchmark: | 29% | 29% | 29% | 29% | 0% | 0% | 23% |

| CRN | Course | Enroll | Dates | Days | BTime | ETime | Instructor | Hrs | Type |
|-------|---------|--------|-------|------|-------|-------|------------|-----------------------|------|
| 55744 | HED V76 | 25 | 6/17 | 7/29 | MTWR | 0800 | 0950 | Fredrickson, Nancy E. | 8 DC |
| 55511 | HED V93 | 25 | 6/17 | 7/29 | MTWR | 1000 | 1150 | Fredrickson, Nancy E. | 8 DC |
| 55595 | HED V93 | 31 | 6/17 | 7/29 | MTWR | 1230 | 1420 | Carey, David E. | 8 DC |

| | | | | |
|----------------------------|-----------|----------------------|--------------|-----------------------|
| Utilization % Color Codes: | Red < 25% | Blue < 50% | Green < 90% | Gold >= 90% |
| Capacity: | 34 | Students (Banner) | Description: | Health Science Center |
| Stations: | 34 | Students (Fusion) | Division: | 37 |
| Max Student Hrs: | 2,380 | Capacity * 70 Hrs/Wk | Room Use: | 210 Class Lab |
| Use Factor: | 53 | Hrs/Week | Size: | 864 Sq. Feet |
| Occ Factor: | 23 | Students/Hr | TOP Code: | 123000 |
| State Benchmark: | 1,201 | Student Hours/Wk | TOP Title: | Nursing |

Number of Students by Time and Day

| Time | Mon | Tues | Wed | Thur | Fri | Sat | Week |
|-------------------------------|-----|------|-----|------|-----|-----|------|
| 0700 | 0 | 0 | 0 | 0 | 0 | 0 | 0 |
| 0730 | 0 | 0 | 0 | 0 | 0 | 0 | 0 |
| 0800 | 0 | 11 | 0 | 0 | 0 | 0 | 11 |
| 0830 | 0 | 11 | 0 | 0 | 0 | 0 | 11 |
| 0900 | 0 | 11 | 0 | 0 | 0 | 0 | 11 |
| 0930 | 0 | 11 | 0 | 0 | 0 | 0 | 11 |
| 1000 | 0 | 11 | 0 | 0 | 0 | 0 | 11 |
| 1030 | 0 | 11 | 0 | 0 | 0 | 0 | 11 |
| 1100 | 0 | 11 | 0 | 0 | 0 | 0 | 11 |
| 1130 | 0 | 0 | 0 | 0 | 0 | 0 | 0 |
| 1200 | 0 | 0 | 0 | 0 | 0 | 0 | 0 |
| 1230 | 0 | 0 | 0 | 0 | 0 | 0 | 0 |
| 1300 | 0 | 0 | 0 | 0 | 0 | 0 | 0 |
| 1330 | 0 | 0 | 0 | 0 | 0 | 0 | 0 |
| 1400 | 0 | 0 | 0 | 0 | 0 | 0 | 0 |
| 1430 | 0 | 0 | 0 | 0 | 0 | 0 | 0 |
| 1500 | 0 | 0 | 0 | 0 | 0 | 0 | 0 |
| 1530 | 0 | 0 | 0 | 0 | 0 | 0 | 0 |
| 1600 | 0 | 0 | 0 | 0 | 0 | 0 | 0 |
| 1630 | 0 | 0 | 0 | 0 | 0 | 0 | 0 |
| 1700 | 0 | 0 | 0 | 0 | 0 | 0 | 0 |
| 1730 | 0 | 0 | 0 | 0 | 0 | 0 | 0 |
| 1800 | 0 | 0 | 0 | 0 | 0 | 0 | 0 |
| 1830 | 0 | 0 | 0 | 0 | 0 | 0 | 0 |
| 1900 | 0 | 0 | 0 | 0 | 0 | 0 | 0 |
| 1930 | 0 | 0 | 0 | 0 | 0 | 0 | 0 |
| 2000 | 0 | 0 | 0 | 0 | 0 | 0 | 0 |
| 2030 | 0 | 0 | 0 | 0 | 0 | 0 | 0 |
| 2100 | 0 | 0 | 0 | 0 | 0 | 0 | 0 |
| 2130 | 0 | 0 | 0 | 0 | 0 | 0 | 0 |
| Total Student Seat 1/2 Hours: | 0 | 77 | 0 | 0 | 0 | 0 | 77 |
| Total Student Seat Hours: | 0 | 39 | 0 | 0 | 0 | 0 | 39 |
| % Max Student Hrs: | 0% | 8% | 0% | 0% | 0% | 0% | 2% |
| % State Benchmark: | 0% | 16% | 0% | 0% | 0% | 0% | 3% |

| CRN | Course | Enroll | Dates | Days | BTime | ETime | Instructor | Hrs | Type |
|-------|--------|--------|-------|------|-------|-------|------------|---------------------|------|
| 37153 | PM V02 | 11 | 1/6 | 5/19 | T | 0800 | 1115 | O'Connor, Thomas W. | 4 PA |

| | | | | |
|----------------------------|-----------|----------------------|--------------|-----------------------|
| Utilization % Color Codes: | Red < 25% | Blue < 50% | Green < 90% | Gold >= 90% |
| Capacity: | 34 | Students (Banner) | Description: | Health Science Center |
| Stations: | 34 | Students (Fusion) | Division: | 37 |
| Max Student Hrs: | 2,380 | Capacity * 70 Hrs/Wk | Room Use: | 210 Class Lab |
| Use Factor: | 53 | Hrs/Week | Size: | 864 Sq. Feet |
| Occ Factor: | 23 | Students/Hr | TOP Code: | 123000 |
| State Benchmark: | 1,201 | Student Hours/Wk | TOP Title: | Nursing |

Number of Students by Time and Day

| Time | Mon | Tues | Wed | Thur | Fri | Sat | Week |
|-------------------------------|-----|------|-----|------|-----|-----|------|
| 0700 | 0 | 0 | 0 | 0 | 0 | 0 | 0 |
| 0730 | 0 | 0 | 0 | 0 | 0 | 0 | 0 |
| 0800 | 12 | 0 | 0 | 0 | 0 | 0 | 12 |
| 0830 | 12 | 0 | 0 | 0 | 0 | 0 | 12 |
| 0900 | 12 | 0 | 0 | 0 | 0 | 0 | 12 |
| 0930 | 12 | 0 | 0 | 0 | 0 | 0 | 12 |
| 1000 | 12 | 0 | 0 | 0 | 0 | 0 | 12 |
| 1030 | 12 | 0 | 0 | 0 | 0 | 0 | 12 |
| 1100 | 12 | 0 | 0 | 0 | 0 | 0 | 12 |
| 1130 | 12 | 0 | 0 | 0 | 0 | 0 | 12 |
| 1200 | 0 | 0 | 0 | 0 | 0 | 0 | 0 |
| 1230 | 0 | 0 | 0 | 0 | 0 | 0 | 0 |
| 1300 | 0 | 0 | 0 | 0 | 0 | 0 | 0 |
| 1330 | 0 | 0 | 0 | 0 | 0 | 0 | 0 |
| 1400 | 0 | 0 | 0 | 0 | 0 | 0 | 0 |
| 1430 | 0 | 0 | 0 | 0 | 0 | 0 | 0 |
| 1500 | 0 | 0 | 0 | 0 | 0 | 0 | 0 |
| 1530 | 0 | 0 | 0 | 0 | 0 | 0 | 0 |
| 1600 | 0 | 0 | 0 | 0 | 0 | 0 | 0 |
| 1630 | 0 | 0 | 0 | 0 | 0 | 0 | 0 |
| 1700 | 0 | 0 | 0 | 0 | 0 | 0 | 0 |
| 1730 | 0 | 0 | 0 | 0 | 0 | 0 | 0 |
| 1800 | 0 | 0 | 0 | 0 | 0 | 0 | 0 |
| 1830 | 0 | 0 | 0 | 0 | 0 | 0 | 0 |
| 1900 | 0 | 0 | 0 | 0 | 0 | 0 | 0 |
| 1930 | 0 | 0 | 0 | 0 | 0 | 0 | 0 |
| 2000 | 0 | 0 | 0 | 0 | 0 | 0 | 0 |
| 2030 | 0 | 0 | 0 | 0 | 0 | 0 | 0 |
| 2100 | 0 | 0 | 0 | 0 | 0 | 0 | 0 |
| 2130 | 0 | 0 | 0 | 0 | 0 | 0 | 0 |
| Total Student Seat 1/2 Hours: | 96 | 0 | 0 | 0 | 0 | 0 | 96 |
| Total Student Seat Hours: | 48 | 0 | 0 | 0 | 0 | 0 | 48 |
| % Max Student Hrs: | 10% | 0% | 0% | 0% | 0% | 0% | 2% |
| % State Benchmark: | 20% | 0% | 0% | 0% | 0% | 0% | 4% |

| CRN | Course | Enroll | Dates | Days | BTime | ETime | Instructor | Hrs | Type |
|-------|--------|--------|------------|------|-------|-------|---------------------|-----|------|
| 71382 | PM V01 | 12 | 8/19 12/18 | M | 0800 | 1150 | O'Connor, Thomas W. | 4 | WC |

| | | | | |
|----------------------------|-----------|----------------------|--------------|-----------------------|
| Utilization % Color Codes: | Red < 25% | Blue < 50% | Green < 90% | Gold >= 90% |
| Capacity: | 61 | Students (Banner) | Description: | Health Science Center |
| Stations: | 61 | Students (Fusion) | Division: | |
| Max Student Hrs: | 4,270 | Capacity * 70 Hrs/Wk | Room Use: | 110 Classroom |
| Use Factor: | 53 | Hrs/Week | Size: | 955 Sq. Feet |
| Occ Factor: | 41 | Students/Hr | TOP Code: | 009900 |
| State Benchmark: | 2,155 | Student Hours/Wk | TOP Title: | General Assignment |

Number of Students by Time and Day

| Time | Mon | Tues | Wed | Thur | Fri | Sat | Week |
|-------------------------------|-----|------|-----|------|-----|-----|-------|
| 0700 | 0 | 0 | 0 | 0 | 0 | 0 | 0 |
| 0730 | 0 | 0 | 0 | 0 | 0 | 0 | 0 |
| 0800 | 0 | 0 | 0 | 0 | 0 | 0 | 0 |
| 0830 | 37 | 0 | 0 | 0 | 0 | 0 | 37 |
| 0900 | 37 | 54 | 0 | 54 | 0 | 0 | 145 |
| 0930 | 37 | 54 | 0 | 54 | 0 | 0 | 145 |
| 1000 | 37 | 54 | 0 | 54 | 0 | 0 | 145 |
| 1030 | 0 | 49 | 0 | 49 | 0 | 0 | 98 |
| 1100 | 0 | 49 | 0 | 49 | 0 | 0 | 98 |
| 1130 | 0 | 49 | 0 | 49 | 0 | 0 | 98 |
| 1200 | 0 | 0 | 0 | 0 | 0 | 0 | 0 |
| 1230 | 0 | 0 | 0 | 0 | 0 | 0 | 0 |
| 1300 | 0 | 0 | 0 | 0 | 0 | 0 | 0 |
| 1330 | 0 | 0 | 0 | 0 | 0 | 0 | 0 |
| 1400 | 0 | 0 | 0 | 0 | 0 | 0 | 0 |
| 1430 | 0 | 0 | 0 | 0 | 14 | 0 | 14 |
| 1500 | 0 | 0 | 0 | 0 | 14 | 0 | 14 |
| 1530 | 0 | 0 | 0 | 0 | 14 | 0 | 14 |
| 1600 | 0 | 0 | 0 | 0 | 14 | 0 | 14 |
| 1630 | 0 | 0 | 0 | 0 | 14 | 0 | 14 |
| 1700 | 0 | 0 | 0 | 0 | 14 | 0 | 14 |
| 1730 | 0 | 0 | 0 | 0 | 0 | 0 | 0 |
| 1800 | 20 | 34 | 20 | 34 | 0 | 0 | 108 |
| 1830 | 20 | 34 | 20 | 34 | 0 | 0 | 108 |
| 1900 | 20 | 34 | 20 | 34 | 0 | 0 | 108 |
| 1930 | 20 | 34 | 20 | 34 | 0 | 0 | 108 |
| 2000 | 20 | 34 | 20 | 34 | 0 | 0 | 108 |
| 2030 | 20 | 34 | 20 | 34 | 0 | 0 | 108 |
| 2100 | 20 | 34 | 20 | 34 | 0 | 0 | 108 |
| 2130 | 20 | 34 | 20 | 34 | 0 | 0 | 108 |
| Total Student Seat 1/2 Hours: | 308 | 581 | 160 | 581 | 84 | 0 | 1,714 |
| Total Student Seat Hours: | 154 | 291 | 80 | 291 | 42 | 0 | 857 |
| % Max Student Hrs: | 18% | 34% | 9% | 34% | 5% | 0% | 20% |
| % State Benchmark: | 36% | 67% | 19% | 67% | 10% | 0% | 40% |

| CRN | Course | Enroll | Dates | Days | BTime | ETime | Instructor | Hrs | Type | |
|-------|---------|--------|-------|------|-------|-------|------------|---------------------|------|----|
| 39320 | NS V84A | 37 | 1/6 | 5/19 | M | 0830 | 1020 | Vogtmann, Heidi M. | 2 | WC |
| 31000 | HED V87 | 54 | 1/6 | 5/19 | T R | 0900 | 1015 | Bailey, Michele L. | 3 | WC |
| 31190 | HED V93 | 49 | 1/6 | 5/19 | T R | 1030 | 1145 | Bailey, Michele L. | 3 | WC |
| 32517 | NS V84D | 14 | 1/10 | 3/14 | F | 1430 | 1720 | Pihlgren, Eva A. | 3 | DC |
| 32193 | EMT V01 | 34 | 1/6 | 5/19 | T R | 1800 | 2150 | O'Connor, Thomas W. | 8 | PA |
| 32184 | EMT V01 | 20 | 1/6 | 5/19 | M W | 1800 | 2150 | Bateman, Karen | 8 | PA |

| | | | | |
|----------------------------|-----------|----------------------|--------------|-----------------------|
| Utilization % Color Codes: | Red < 25% | Blue < 50% | Green < 90% | Gold >= 90% |
| Capacity: | 61 | Students (Banner) | Description: | Health Science Center |
| Stations: | 61 | Students (Fusion) | Division: | |
| Max Student Hrs: | 4,270 | Capacity * 70 Hrs/Wk | Room Use: | 110 Classroom |
| Use Factor: | 53 | Hrs/Week | Size: | 955 Sq. Feet |
| Occ Factor: | 41 | Students/Hr | TOP Code: | 009900 |
| State Benchmark: | 2,155 | Student Hours/Wk | TOP Title: | General Assignment |

| Number of Students by Time and Day | | | | | | | |
|------------------------------------|-----|------|-----|------|-----|-----|-------|
| Time | Mon | Tues | Wed | Thur | Fri | Sat | Week |
| 0700 | 0 | 0 | 0 | 0 | 0 | 0 | 0 |
| 0730 | 0 | 0 | 0 | 0 | 0 | 0 | 0 |
| 0800 | 0 | 0 | 0 | 0 | 0 | 0 | 0 |
| 0830 | 42 | 0 | 0 | 0 | 0 | 0 | 42 |
| 0900 | 42 | 44 | 0 | 44 | 0 | 0 | 130 |
| 0930 | 42 | 44 | 0 | 44 | 0 | 0 | 130 |
| 1000 | 42 | 44 | 0 | 44 | 0 | 0 | 130 |
| 1030 | 0 | 47 | 0 | 47 | 0 | 0 | 94 |
| 1100 | 0 | 47 | 0 | 47 | 0 | 0 | 94 |
| 1130 | 0 | 47 | 0 | 47 | 0 | 0 | 94 |
| 1200 | 59 | 41 | 0 | 41 | 0 | 0 | 141 |
| 1230 | 59 | 41 | 0 | 41 | 0 | 0 | 141 |
| 1300 | 59 | 41 | 0 | 41 | 0 | 0 | 141 |
| 1330 | 59 | 0 | 0 | 0 | 0 | 0 | 59 |
| 1400 | 59 | 0 | 0 | 0 | 0 | 0 | 59 |
| 1430 | 0 | 0 | 0 | 0 | 6 | 0 | 6 |
| 1500 | 0 | 0 | 0 | 0 | 6 | 0 | 6 |
| 1530 | 0 | 0 | 0 | 0 | 6 | 0 | 6 |
| 1600 | 0 | 0 | 0 | 0 | 6 | 0 | 6 |
| 1630 | 0 | 0 | 0 | 0 | 0 | 0 | 0 |
| 1700 | 0 | 0 | 0 | 0 | 0 | 0 | 0 |
| 1730 | 0 | 0 | 0 | 0 | 0 | 0 | 0 |
| 1800 | 37 | 33 | 37 | 33 | 0 | 0 | 140 |
| 1830 | 37 | 33 | 37 | 33 | 0 | 0 | 140 |
| 1900 | 37 | 33 | 37 | 33 | 0 | 0 | 140 |
| 1930 | 37 | 33 | 37 | 33 | 0 | 0 | 140 |
| 2000 | 37 | 33 | 37 | 33 | 0 | 0 | 140 |
| 2030 | 37 | 33 | 37 | 33 | 0 | 0 | 140 |
| 2100 | 37 | 33 | 37 | 33 | 0 | 0 | 140 |
| 2130 | 37 | 33 | 37 | 33 | 0 | 0 | 140 |
| Total Student Seat 1/2 Hours: | 759 | 660 | 296 | 660 | 24 | 0 | 2,399 |
| Total Student Seat Hours: | 380 | 330 | 148 | 330 | 12 | 0 | 1,200 |
| % Max Student Hrs: | 44% | 39% | 17% | 39% | 1% | 0% | 28% |
| % State Benchmark: | 88% | 77% | 34% | 77% | 3% | 0% | 56% |

| CRN | Course | Enroll | Dates | Days | BTime | ETime | Instructor | Hrs | Type |
|-------|---------|--------|------------|------|-------|-------|-----------------------|-----|------|
| 72236 | NS V84A | 42 | 8/19 12/18 | M | 0830 | 1020 | Vogtmann, Heidi M. | 2 | WC |
| 71371 | HED V76 | 44 | 8/19 12/18 | T R | 0900 | 1015 | Fredrickson, Nancy E. | 3 | WC |
| 70277 | HED V70 | 47 | 8/19 12/18 | T R | 1030 | 1145 | Fredrickson, Nancy E. | 3 | WC |
| 71309 | HED V73 | 41 | 8/19 12/18 | T R | 1200 | 1315 | Fredrickson, Nancy E. | 3 | WC |
| 73551 | NS V10 | 12 | 8/19 12/18 | M | 1200 | 1420 | King, Patricia M. | 3 | WC |
| 72269 | NS V10 | 12 | 8/19 12/18 | M | 1200 | 1420 | King, Patricia M. | 3 | WC |
| 71173 | NS V10 | 12 | 8/19 12/18 | M | 1200 | 1420 | King, Patricia M. | 3 | WC |
| 70026 | NS V10 | 11 | 8/19 12/18 | M | 1200 | 1420 | King, Patricia M. | 3 | WC |
| 70015 | NS V10 | 12 | 8/19 12/18 | M | 1200 | 1420 | King, Patricia M. | 3 | WC |
| 72237 | NS V84B | 6 | 8/19 12/18 | F | 1430 | 1620 | Kahn, Deborah E. | 2 | WC |
| 70295 | EMT V01 | 33 | 8/19 12/18 | T R | 1800 | 2150 | O'Connor, Thomas W. | 8 | PA |
| 70632 | EMT V01 | 37 | 8/19 12/18 | M W | 1800 | 2150 | Bateman, Karen | 8 | PA |

| | | | | |
|----------------------------|-----------|----------------------|--------------|-----------------------|
| Utilization % Color Codes: | Red < 25% | Blue < 50% | Green < 90% | Gold >= 90% |
| Capacity: | 53 | Students (Banner) | Description: | Health Science Center |
| Stations: | 53 | Students (Fusion) | Division: | |
| Max Student Hrs: | 3,710 | Capacity * 70 Hrs/Wk | Room Use: | 110 Classroom |
| Use Factor: | 53 | Hrs/Week | Size: | 919 Sq. Feet |
| Occ Factor: | 35 | Students/Hr | TOP Code: | 009900 |
| State Benchmark: | 1,872 | Student Hours/Wk | TOP Title: | General Assignment |

Number of Students by Time and Day

| Time | Mon | Tues | Wed | Thur | Fri | Sat | Week |
|-------------------------------|-----|------|-----|------|-----|-----|------|
| 0700 | 0 | 0 | 0 | 0 | 0 | 0 | 0 |
| 0730 | 0 | 0 | 0 | 0 | 0 | 0 | 0 |
| 0800 | 0 | 0 | 0 | 0 | 0 | 0 | 0 |
| 0830 | 0 | 0 | 0 | 0 | 0 | 0 | 0 |
| 0900 | 0 | 0 | 0 | 51 | 0 | 0 | 51 |
| 0930 | 0 | 0 | 0 | 51 | 0 | 0 | 51 |
| 1000 | 45 | 0 | 0 | 51 | 0 | 0 | 96 |
| 1030 | 45 | 0 | 0 | 51 | 0 | 0 | 96 |
| 1100 | 45 | 0 | 0 | 51 | 0 | 0 | 96 |
| 1130 | 45 | 0 | 0 | 44 | 0 | 0 | 89 |
| 1200 | 45 | 0 | 0 | 44 | 0 | 0 | 89 |
| 1230 | 0 | 0 | 0 | 0 | 0 | 0 | 0 |
| 1300 | 0 | 0 | 0 | 0 | 0 | 0 | 0 |
| 1330 | 0 | 0 | 0 | 0 | 0 | 0 | 0 |
| 1400 | 0 | 0 | 0 | 0 | 0 | 0 | 0 |
| 1430 | 0 | 0 | 0 | 0 | 0 | 0 | 0 |
| 1500 | 0 | 0 | 0 | 0 | 0 | 0 | 0 |
| 1530 | 0 | 0 | 0 | 0 | 0 | 0 | 0 |
| 1600 | 0 | 0 | 0 | 0 | 0 | 0 | 0 |
| 1630 | 0 | 0 | 0 | 0 | 0 | 0 | 0 |
| 1700 | 0 | 0 | 0 | 0 | 0 | 0 | 0 |
| 1730 | 0 | 0 | 0 | 0 | 0 | 0 | 0 |
| 1800 | 0 | 0 | 0 | 0 | 0 | 0 | 0 |
| 1830 | 0 | 0 | 0 | 0 | 0 | 0 | 0 |
| 1900 | 0 | 0 | 0 | 0 | 0 | 0 | 0 |
| 1930 | 0 | 0 | 0 | 0 | 0 | 0 | 0 |
| 2000 | 0 | 0 | 0 | 0 | 0 | 0 | 0 |
| 2030 | 0 | 0 | 0 | 0 | 0 | 0 | 0 |
| 2100 | 0 | 0 | 0 | 0 | 0 | 0 | 0 |
| 2130 | 0 | 0 | 0 | 0 | 0 | 0 | 0 |
| Total Student Seat 1/2 Hours: | 225 | 0 | 0 | 343 | 0 | 0 | 568 |
| Total Student Seat Hours: | 113 | 0 | 0 | 172 | 0 | 0 | 284 |
| % Max Student Hrs: | 15% | 0% | 0% | 23% | 0% | 0% | 8% |
| % State Benchmark: | 30% | 0% | 0% | 46% | 0% | 0% | 15% |

| CRN | Course | Enroll | Dates | Days | BTime | ETime | Instructor | Hrs | Type | |
|-------|--------|--------|-------|------|-------|-------|------------|------------------|------|----|
| 39401 | HS V10 | 14 | 1/6 | 5/19 | R | 0900 | 1215 | Neel, Kelly E. | 4 | WC |
| 38206 | NS V30 | 7 | 1/6 | 5/19 | R | 0900 | 1120 | Peter, Claudia | 3 | WC |
| 31371 | HS V10 | 15 | 1/6 | 5/19 | R | 0900 | 1215 | Neel, Kelly E. | 4 | WC |
| 30978 | HS V10 | 15 | 1/6 | 5/19 | R | 0900 | 1215 | Neel, Kelly E. | 4 | WC |
| 38202 | NS V20 | 10 | 1/6 | 5/19 | M | 1000 | 1220 | Dalton, Heidi A. | 3 | WC |
| 38201 | NS V20 | 8 | 1/6 | 5/19 | M | 1000 | 1220 | Dalton, Heidi A. | 3 | WC |
| 38200 | NS V20 | 9 | 1/6 | 5/19 | M | 1000 | 1220 | Dalton, Heidi A. | 3 | WC |
| 38199 | NS V20 | 9 | 1/6 | 5/19 | M | 1000 | 1220 | Dalton, Heidi A. | 3 | WC |
| 32349 | NS V20 | 9 | 1/6 | 5/19 | M | 1000 | 1220 | Dalton, Heidi A. | 3 | WC |

| | | | | |
|----------------------------|-----------|----------------------|--------------|-----------------------|
| Utilization % Color Codes: | Red < 25% | Blue < 50% | Green < 90% | Gold >= 90% |
| Capacity: | 53 | Students (Banner) | Description: | Health Science Center |
| Stations: | 53 | Students (Fusion) | Division: | |
| Max Student Hrs: | 3,710 | Capacity * 70 Hrs/Wk | Room Use: | 110 Classroom |
| Use Factor: | 53 | Hrs/Week | Size: | 919 Sq. Feet |
| Occ Factor: | 35 | Students/Hr | TOP Code: | 009900 |
| State Benchmark: | 1,872 | Student Hours/Wk | TOP Title: | General Assignment |

Number of Students by Time and Day

| Time | Mon | Tues | Wed | Thur | Fri | Sat | Week |
|-------------------------------|-----|------|-----|------|-----|-----|------|
| 0700 | 0 | 0 | 0 | 0 | 0 | 0 | 0 |
| 0730 | 0 | 0 | 0 | 0 | 0 | 0 | 0 |
| 0800 | 0 | 0 | 0 | 0 | 0 | 0 | 0 |
| 0830 | 0 | 0 | 0 | 0 | 0 | 0 | 0 |
| 0900 | 0 | 0 | 0 | 41 | 0 | 0 | 41 |
| 0930 | 0 | 0 | 0 | 41 | 0 | 0 | 41 |
| 1000 | 0 | 0 | 0 | 41 | 0 | 0 | 41 |
| 1030 | 0 | 0 | 0 | 41 | 0 | 0 | 41 |
| 1100 | 0 | 0 | 0 | 41 | 0 | 0 | 41 |
| 1130 | 0 | 0 | 0 | 41 | 0 | 0 | 41 |
| 1200 | 0 | 0 | 0 | 41 | 0 | 0 | 41 |
| 1230 | 0 | 0 | 0 | 0 | 0 | 0 | 0 |
| 1300 | 0 | 0 | 0 | 0 | 0 | 0 | 0 |
| 1330 | 46 | 0 | 0 | 0 | 0 | 0 | 46 |
| 1400 | 46 | 0 | 0 | 0 | 0 | 0 | 46 |
| 1430 | 46 | 0 | 0 | 0 | 0 | 0 | 46 |
| 1500 | 46 | 0 | 0 | 0 | 0 | 0 | 46 |
| 1530 | 46 | 0 | 0 | 0 | 0 | 0 | 46 |
| 1600 | 0 | 0 | 0 | 0 | 0 | 0 | 0 |
| 1630 | 0 | 0 | 0 | 0 | 0 | 0 | 0 |
| 1700 | 0 | 0 | 0 | 0 | 0 | 0 | 0 |
| 1730 | 0 | 0 | 45 | 0 | 0 | 0 | 45 |
| 1800 | 0 | 0 | 45 | 0 | 0 | 0 | 45 |
| 1830 | 0 | 0 | 45 | 0 | 0 | 0 | 45 |
| 1900 | 0 | 0 | 45 | 0 | 0 | 0 | 45 |
| 1930 | 0 | 0 | 45 | 0 | 0 | 0 | 45 |
| 2000 | 0 | 0 | 45 | 0 | 0 | 0 | 45 |
| 2030 | 0 | 0 | 45 | 0 | 0 | 0 | 45 |
| 2100 | 0 | 0 | 0 | 0 | 0 | 0 | 0 |
| 2130 | 0 | 0 | 0 | 0 | 0 | 0 | 0 |
| Total Student Seat 1/2 Hours: | 230 | 0 | 315 | 287 | 0 | 0 | 832 |
| Total Student Seat Hours: | 115 | 0 | 158 | 144 | 0 | 0 | 416 |
| % Max Student Hrs: | 15% | 0% | 21% | 19% | 0% | 0% | 11% |
| % State Benchmark: | 31% | 0% | 42% | 38% | 0% | 0% | 22% |

| CRN | Course | Enroll | Dates | Days | BTime | ETime | Instructor | Hrs | Type |
|-------|--------|--------|------------|------|-------|-------|------------------|-----|------|
| 77899 | HS V10 | 12 | 8/19 12/18 | R | 0900 | 1215 | Neel, Kelly E. | 4 | WC |
| 72211 | HS V10 | 14 | 8/19 12/18 | R | 0900 | 1215 | Neel, Kelly E. | 4 | WC |
| 71039 | HS V10 | 15 | 8/19 12/18 | R | 0900 | 1215 | Neel, Kelly E. | 4 | WC |
| 78285 | NS V20 | 9 | 8/19 12/18 | M | 1330 | 1545 | Dalton, Heidi A. | 3 | WC |
| 78282 | NS V20 | 9 | 8/19 12/18 | M | 1330 | 1545 | Dalton, Heidi A. | 3 | WC |
| 78275 | NS V20 | 9 | 8/19 12/18 | M | 1330 | 1545 | Dalton, Heidi A. | 3 | WC |
| 78272 | NS V20 | 9 | 8/19 12/18 | M | 1330 | 1545 | Dalton, Heidi A. | 3 | WC |
| 72193 | NS V20 | 10 | 8/19 12/18 | M | 1330 | 1545 | Dalton, Heidi A. | 3 | WC |
| 72215 | HS V10 | 15 | 8/19 12/18 | W | 1730 | 2045 | Neel, Kelly E. | 4 | WC |
| 71713 | HS V10 | 15 | 8/19 12/18 | W | 1730 | 2045 | Neel, Kelly E. | 4 | WC |
| 71202 | HS V10 | 15 | 8/19 12/18 | W | 1730 | 2045 | Neel, Kelly E. | 4 | WC |

| | | | | |
|----------------------------|-----------|----------------------|--------------|-----------------------|
| Utilization % Color Codes: | Red < 25% | Blue < 50% | Green < 90% | Gold >= 90% |
| Capacity: | 57 | Students (Banner) | Description: | Health Science Center |
| Stations: | 57 | Students (Fusion) | Division: | |
| Max Student Hrs: | 3,990 | Capacity * 70 Hrs/Wk | Room Use: | 110 Classroom |
| Use Factor: | 53 | Hrs/Week | Size: | 900 Sq. Feet |
| Occ Factor: | 38 | Students/Hr | TOP Code: | 009900 |
| State Benchmark: | 2,014 | Student Hours/Wk | TOP Title: | General Assignment |

Number of Students by Time and Day

| Time | Mon | Tues | Wed | Thur | Fri | Sat | Week |
|-------------------------------|-----|------|-----|------|-----|-----|------|
| 0700 | 0 | 0 | 0 | 0 | 0 | 0 | 0 |
| 0730 | 0 | 0 | 0 | 0 | 0 | 0 | 0 |
| 0800 | 0 | 0 | 0 | 0 | 0 | 0 | 0 |
| 0830 | 0 | 0 | 0 | 0 | 0 | 0 | 0 |
| 0900 | 0 | 0 | 10 | 36 | 0 | 0 | 46 |
| 0930 | 0 | 0 | 10 | 36 | 0 | 0 | 46 |
| 1000 | 0 | 0 | 10 | 36 | 0 | 0 | 46 |
| 1030 | 0 | 0 | 10 | 36 | 0 | 0 | 46 |
| 1100 | 0 | 0 | 0 | 36 | 0 | 0 | 36 |
| 1130 | 0 | 0 | 0 | 0 | 0 | 0 | 0 |
| 1200 | 0 | 0 | 0 | 0 | 0 | 0 | 0 |
| 1230 | 0 | 0 | 0 | 0 | 0 | 0 | 0 |
| 1300 | 0 | 0 | 0 | 0 | 0 | 0 | 0 |
| 1330 | 0 | 0 | 0 | 0 | 0 | 0 | 0 |
| 1400 | 0 | 0 | 0 | 0 | 0 | 0 | 0 |
| 1430 | 0 | 0 | 0 | 0 | 0 | 0 | 0 |
| 1500 | 0 | 0 | 0 | 0 | 0 | 0 | 0 |
| 1530 | 0 | 0 | 0 | 0 | 0 | 0 | 0 |
| 1600 | 0 | 0 | 0 | 0 | 0 | 0 | 0 |
| 1630 | 0 | 0 | 0 | 0 | 0 | 0 | 0 |
| 1700 | 0 | 8 | 0 | 0 | 0 | 0 | 8 |
| 1730 | 0 | 8 | 42 | 0 | 0 | 0 | 50 |
| 1800 | 0 | 8 | 42 | 0 | 0 | 0 | 50 |
| 1830 | 0 | 8 | 42 | 0 | 0 | 0 | 50 |
| 1900 | 0 | 8 | 42 | 0 | 0 | 0 | 50 |
| 1930 | 0 | 8 | 42 | 0 | 0 | 0 | 50 |
| 2000 | 0 | 0 | 42 | 0 | 0 | 0 | 42 |
| 2030 | 0 | 0 | 42 | 0 | 0 | 0 | 42 |
| 2100 | 0 | 0 | 0 | 0 | 0 | 0 | 0 |
| 2130 | 0 | 0 | 0 | 0 | 0 | 0 | 0 |
| Total Student Seat 1/2 Hours: | 0 | 48 | 334 | 180 | 0 | 0 | 562 |
| Total Student Seat Hours: | 0 | 24 | 167 | 90 | 0 | 0 | 281 |
| % Max Student Hrs: | 0% | 3% | 21% | 11% | 0% | 0% | 7% |
| % State Benchmark: | 0% | 6% | 41% | 22% | 0% | 0% | 14% |

| CRN | Course | Enroll | Dates | Days | BTime | ETime | Instructor | Hrs | Type |
|-------|--------|--------|----------|------|-------|-------|------------------|-----|------|
| 38205 | NS V30 | 9 | 1/6 5/19 | R | 0900 | 1120 | Peter, Claudia | 3 | WC |
| 38204 | NS V30 | 9 | 1/6 5/19 | R | 0900 | 1120 | Peter, Claudia | 3 | WC |
| 38203 | NS V30 | 10 | 1/6 5/19 | R | 0900 | 1120 | Peter, Claudia | 3 | WC |
| 30793 | NS V30 | 8 | 1/6 5/19 | R | 0900 | 1120 | Peter, Claudia | 3 | WC |
| 38217 | NS V40 | 10 | 1/6 5/19 | W | 0900 | 1050 | Zacharias, Mary | 2 | WC |
| 32157 | NS V75 | 8 | 1/6 5/19 | T | 1700 | 1950 | Kahn, Deborah E. | 3 | WC |
| 31978 | HS V10 | 13 | 1/6 5/19 | W | 1730 | 2045 | Neel, Kelly E. | 4 | WC |
| 31120 | HS V10 | 15 | 1/6 5/19 | W | 1730 | 2045 | Neel, Kelly E. | 4 | WC |
| 31106 | HS V10 | 14 | 1/6 5/19 | W | 1730 | 2045 | Neel, Kelly E. | 4 | WC |

| | | | | |
|----------------------------|-----------|----------------------|--------------|-----------------------|
| Utilization % Color Codes: | Red < 25% | Blue < 50% | Green < 90% | Gold >= 90% |
| Capacity: | 57 | Students (Banner) | Description: | Health Science Center |
| Stations: | 57 | Students (Fusion) | Division: | |
| Max Student Hrs: | 3,990 | Capacity * 70 Hrs/Wk | Room Use: | 110 Classroom |
| Use Factor: | 53 | Hrs/Week | Size: | 900 Sq. Feet |
| Occ Factor: | 38 | Students/Hr | TOP Code: | 009900 |
| State Benchmark: | 2,014 | Student Hours/Wk | TOP Title: | General Assignment |

Number of Students by Time and Day

| Time | Mon | Tues | Wed | Thur | Fri | Sat | Week |
|-------------------------------|-----|------|-----|------|-----|-----|-------|
| 0700 | 0 | 0 | 0 | 0 | 0 | 0 | 0 |
| 0730 | 0 | 0 | 0 | 0 | 0 | 0 | 0 |
| 0800 | 0 | 0 | 0 | 0 | 0 | 0 | 0 |
| 0830 | 0 | 0 | 0 | 0 | 0 | 0 | 0 |
| 0900 | 0 | 40 | 45 | 40 | 0 | 0 | 125 |
| 0930 | 0 | 40 | 45 | 40 | 0 | 0 | 125 |
| 1000 | 0 | 40 | 45 | 40 | 0 | 0 | 125 |
| 1030 | 0 | 49 | 45 | 49 | 0 | 0 | 143 |
| 1100 | 0 | 49 | 0 | 49 | 0 | 0 | 98 |
| 1130 | 0 | 49 | 0 | 49 | 0 | 0 | 98 |
| 1200 | 0 | 0 | 0 | 0 | 0 | 0 | 0 |
| 1230 | 0 | 0 | 0 | 0 | 0 | 0 | 0 |
| 1300 | 0 | 0 | 0 | 0 | 0 | 0 | 0 |
| 1330 | 52 | 0 | 0 | 0 | 0 | 0 | 52 |
| 1400 | 52 | 0 | 0 | 0 | 0 | 0 | 52 |
| 1430 | 52 | 0 | 0 | 0 | 0 | 0 | 52 |
| 1500 | 52 | 0 | 0 | 0 | 0 | 0 | 52 |
| 1530 | 52 | 0 | 0 | 0 | 0 | 0 | 52 |
| 1600 | 52 | 0 | 0 | 0 | 0 | 0 | 52 |
| 1630 | 0 | 0 | 0 | 0 | 0 | 0 | 0 |
| 1700 | 0 | 15 | 0 | 0 | 0 | 0 | 15 |
| 1730 | 0 | 15 | 0 | 0 | 0 | 0 | 15 |
| 1800 | 0 | 15 | 0 | 0 | 0 | 0 | 15 |
| 1830 | 0 | 15 | 0 | 0 | 0 | 0 | 15 |
| 1900 | 0 | 15 | 0 | 0 | 0 | 0 | 15 |
| 1930 | 0 | 15 | 0 | 0 | 0 | 0 | 15 |
| 2000 | 0 | 0 | 0 | 0 | 0 | 0 | 0 |
| 2030 | 0 | 0 | 0 | 0 | 0 | 0 | 0 |
| 2100 | 0 | 0 | 0 | 0 | 0 | 0 | 0 |
| 2130 | 0 | 0 | 0 | 0 | 0 | 0 | 0 |
| Total Student Seat 1/2 Hours: | 312 | 357 | 180 | 267 | 0 | 0 | 1,116 |
| Total Student Seat Hours: | 156 | 179 | 90 | 134 | 0 | 0 | 558 |
| % Max Student Hrs: | 20% | 22% | 11% | 17% | 0% | 0% | 14% |
| % State Benchmark: | 39% | 44% | 22% | 33% | 0% | 0% | 28% |

| CRN | Course | Enroll | Dates | Days | BTime | ETime | Instructor | Hrs | Type |
|-------|---------|--------|------------|------|-------|-------|--------------------|-----|------|
| 78372 | NS V40 | 8 | 8/19 12/18 | W | 0900 | 1050 | Zacharias, Mary | 2 | WC |
| 78371 | NS V40 | 9 | 8/19 12/18 | W | 0900 | 1050 | Zacharias, Mary | 2 | WC |
| 70893 | NS V40 | 9 | 8/19 12/18 | W | 0900 | 1050 | Zacharias, Mary | 2 | WC |
| 70799 | NS V40 | 10 | 8/19 12/18 | W | 0900 | 1050 | Zacharias, Mary | 2 | WC |
| 70527 | NS V40 | 9 | 8/19 12/18 | W | 0900 | 1050 | Zacharias, Mary | 2 | WC |
| 71223 | HED V93 | 40 | 8/19 12/18 | T R | 0900 | 1015 | Bailey, Michele L. | 3 | WC |
| 71231 | HED V95 | 49 | 8/19 12/18 | T R | 1030 | 1145 | Koerner, Raeann | 3 | WC |
| 71436 | HED V76 | 52 | 8/19 12/18 | M | 1330 | 1620 | Koerner, Raeann | 3 | WC |
| 73947 | NS V75 | 15 | 8/19 12/18 | T | 1700 | 1950 | Niemi, Charlene | 3 | WC |

| | | | | |
|----------------------------|-----------|----------------------|--------------|-------------------|
| Utilization % Color Codes: | Red < 25% | Blue < 50% | Green < 90% | Gold >= 90% |
| Capacity: | 30 | Students (Banner) | Description: | Media Arts Center |
| Stations: | 30 | Students (Fusion) | Division: | 9 |
| Max Student Hrs: | 2,100 | Capacity * 70 Hrs/Wk | Room Use: | 210 Class Lab |
| Use Factor: | 53 | Hrs/Week | Size: | 733 Sq. Feet |
| Occ Factor: | 20 | Students/Hr | TOP Code: | 101100 |
| State Benchmark: | 1,060 | Student Hours/Wk | TOP Title: | Photography |

Number of Students by Time and Day

| Time | Mon | Tues | Wed | Thur | Fri | Sat | Week |
|-------------------------------|-----|------|-----|------|-----|-----|-------|
| 0700 | 0 | 0 | 0 | 0 | 0 | 0 | 0 |
| 0730 | 0 | 29 | 0 | 29 | 0 | 0 | 58 |
| 0800 | 0 | 29 | 0 | 29 | 22 | 0 | 80 |
| 0830 | 0 | 29 | 0 | 29 | 22 | 0 | 80 |
| 0900 | 0 | 29 | 0 | 29 | 22 | 0 | 80 |
| 0930 | 0 | 29 | 0 | 29 | 22 | 0 | 80 |
| 1000 | 0 | 29 | 0 | 29 | 22 | 0 | 80 |
| 1030 | 24 | 23 | 24 | 23 | 22 | 0 | 116 |
| 1100 | 24 | 23 | 24 | 23 | 22 | 0 | 116 |
| 1130 | 24 | 23 | 24 | 23 | 22 | 0 | 116 |
| 1200 | 24 | 23 | 24 | 23 | 22 | 0 | 116 |
| 1230 | 24 | 23 | 24 | 23 | 22 | 0 | 116 |
| 1300 | 24 | 23 | 24 | 23 | 22 | 0 | 116 |
| 1330 | 21 | 21 | 21 | 21 | 22 | 0 | 106 |
| 1400 | 21 | 21 | 21 | 21 | 0 | 0 | 84 |
| 1430 | 21 | 21 | 21 | 21 | 0 | 0 | 84 |
| 1500 | 21 | 21 | 21 | 21 | 0 | 0 | 84 |
| 1530 | 21 | 21 | 21 | 21 | 0 | 0 | 84 |
| 1600 | 21 | 21 | 21 | 21 | 0 | 0 | 84 |
| 1630 | 0 | 0 | 0 | 0 | 0 | 0 | 0 |
| 1700 | 0 | 0 | 0 | 0 | 0 | 0 | 0 |
| 1730 | 0 | 0 | 0 | 0 | 0 | 0 | 0 |
| 1800 | 0 | 0 | 0 | 0 | 0 | 0 | 0 |
| 1830 | 0 | 0 | 0 | 0 | 0 | 0 | 0 |
| 1900 | 19 | 24 | 19 | 24 | 0 | 0 | 86 |
| 1930 | 19 | 24 | 19 | 24 | 0 | 0 | 86 |
| 2000 | 19 | 24 | 19 | 24 | 0 | 0 | 86 |
| 2030 | 19 | 24 | 19 | 24 | 0 | 0 | 86 |
| 2100 | 19 | 24 | 19 | 24 | 0 | 0 | 86 |
| 2130 | 19 | 24 | 19 | 24 | 0 | 0 | 86 |
| Total Student Seat 1/2 Hours: | 384 | 582 | 384 | 582 | 264 | 0 | 2,196 |
| Total Student Seat Hours: | 192 | 291 | 192 | 291 | 132 | 0 | 1,098 |
| % Max Student Hrs: | 46% | 69% | 46% | 69% | 31% | 0% | 52% |
| % State Benchmark: | 91% | 137% | 91% | 137% | 62% | 0% | 104% |

| CRN | Course | Enroll | Dates | Days | BTime | ETime | Instructor | Hrs | Type | |
|-------|-----------|--------|-------|------|-------|-------|------------|--------------------|------|----|
| 30895 | PHOT V01 | 29 | 1/6 | 5/19 | T R | 0730 | 1020 | Hendricks, William | 6 | WC |
| 31326 | PHOT V09B | 6 | 1/6 | 5/19 | F | 0800 | 1350 | Hendricks, William | 6 | WC |
| 31319 | PHOT V09A | 16 | 1/6 | 5/19 | F | 0800 | 1350 | Hendricks, William | 6 | WC |
| 31301 | PHOT V08 | 23 | 1/6 | 5/19 | T R | 1030 | 1320 | Hendricks, William | 6 | WC |
| 30899 | PHOT V01 | 24 | 1/6 | 5/19 | M W | 1030 | 1320 | Oliver, Amy S. | 6 | WC |
| 30900 | PHOT V01 | 21 | 1/6 | 5/19 | T R | 1330 | 1620 | Isaacson, Martin | 6 | WC |
| 31258 | PHOT V04B | 3 | 1/6 | 5/19 | M W | 1330 | 1620 | Hendricks, William | 6 | WC |
| 31253 | PHOT V04A | 18 | 1/6 | 5/19 | M W | 1330 | 1620 | Hendricks, William | 6 | WC |
| 31227 | PHOT V01 | 24 | 1/6 | 5/19 | T R | 1900 | 2150 | Rodriguez, Ricardo | 6 | WC |
| 31611 | PHOT V06A | 8 | 1/6 | 5/19 | M W | 1900 | 2150 | Moulton, Steven | 6 | WC |
| 31274 | PHOT V06B | 11 | 1/6 | 5/19 | M W | 1900 | 2150 | Moulton, Steven | 6 | WC |

| | | | | |
|----------------------------|-----------|----------------------|--------------|-------------------|
| Utilization % Color Codes: | Red < 25% | Blue < 50% | Green < 90% | Gold >= 90% |
| Capacity: | 30 | Students (Banner) | Description: | Media Arts Center |
| Stations: | 30 | Students (Fusion) | Division: | 9 |
| Max Student Hrs: | 2,100 | Capacity * 70 Hrs/Wk | Room Use: | 210 Class Lab |
| Use Factor: | 53 | Hrs/Week | Size: | 733 Sq. Feet |
| Occ Factor: | 20 | Students/Hr | TOP Code: | 101100 |
| State Benchmark: | 1,060 | Student Hours/Wk | TOP Title: | Photography |

Number of Students by Time and Day

| Time | Mon | Tues | Wed | Thur | Fri | Sat | Week |
|-------------------------------|------|------|------|------|-----|-----|-------|
| 0700 | 0 | 0 | 0 | 0 | 0 | 0 | 0 |
| 0730 | 28 | 26 | 28 | 26 | 0 | 0 | 108 |
| 0800 | 28 | 26 | 28 | 26 | 0 | 0 | 108 |
| 0830 | 28 | 26 | 28 | 26 | 0 | 0 | 108 |
| 0900 | 28 | 26 | 28 | 26 | 0 | 0 | 108 |
| 0930 | 28 | 26 | 28 | 26 | 0 | 0 | 108 |
| 1000 | 28 | 26 | 28 | 26 | 0 | 0 | 108 |
| 1030 | 28 | 26 | 28 | 26 | 0 | 0 | 108 |
| 1100 | 28 | 26 | 28 | 26 | 0 | 0 | 108 |
| 1130 | 28 | 26 | 28 | 26 | 0 | 0 | 108 |
| 1200 | 28 | 26 | 28 | 26 | 0 | 0 | 108 |
| 1230 | 28 | 26 | 28 | 26 | 0 | 0 | 108 |
| 1300 | 28 | 26 | 28 | 26 | 0 | 0 | 108 |
| 1330 | 26 | 0 | 26 | 0 | 0 | 0 | 52 |
| 1400 | 26 | 0 | 26 | 0 | 0 | 0 | 52 |
| 1430 | 26 | 0 | 26 | 0 | 0 | 0 | 52 |
| 1500 | 26 | 0 | 26 | 0 | 0 | 0 | 52 |
| 1530 | 26 | 0 | 26 | 0 | 0 | 0 | 52 |
| 1600 | 26 | 0 | 26 | 0 | 0 | 0 | 52 |
| 1630 | 0 | 0 | 0 | 0 | 0 | 0 | 0 |
| 1700 | 0 | 0 | 0 | 0 | 0 | 0 | 0 |
| 1730 | 0 | 0 | 0 | 0 | 0 | 0 | 0 |
| 1800 | 0 | 0 | 0 | 0 | 0 | 0 | 0 |
| 1830 | 0 | 0 | 0 | 0 | 0 | 0 | 0 |
| 1900 | 23 | 0 | 23 | 0 | 0 | 0 | 46 |
| 1930 | 23 | 0 | 23 | 0 | 0 | 0 | 46 |
| 2000 | 23 | 0 | 23 | 0 | 0 | 0 | 46 |
| 2030 | 23 | 0 | 23 | 0 | 0 | 0 | 46 |
| 2100 | 23 | 0 | 23 | 0 | 0 | 0 | 46 |
| 2130 | 23 | 0 | 23 | 0 | 0 | 0 | 46 |
| Total Student Seat 1/2 Hours: | 630 | 312 | 630 | 312 | 0 | 0 | 1,884 |
| Total Student Seat Hours: | 315 | 156 | 315 | 156 | 0 | 0 | 942 |
| % Max Student Hrs: | 75% | 37% | 75% | 37% | 0% | 0% | 45% |
| % State Benchmark: | 149% | 74% | 149% | 74% | 0% | 0% | 89% |

| CRN | Course | Enroll | Dates | Days | BTime | ETime | Instructor | Hrs | Type |
|-------|-----------|--------|------------|------|-------|-------|--------------------|-----|------|
| 71673 | PHOT V01 | 26 | 8/19 12/18 | T R | 0730 | 1020 | Hendricks, William | 6 | WC |
| 71668 | PHOT V01 | 28 | 8/19 12/18 | M W | 0730 | 1020 | Hendricks, William | 6 | WC |
| 71676 | PHOT V01 | 26 | 8/19 12/18 | T R | 1030 | 1320 | Hendricks, William | 6 | WC |
| 71672 | PHOT V01 | 28 | 8/19 12/18 | M W | 1030 | 1320 | Hendricks, William | 6 | WC |
| 71691 | PHOT V04B | 14 | 8/19 12/18 | M W | 1330 | 1620 | Hendricks, William | 6 | WC |
| 71687 | PHOT V04A | 12 | 8/19 12/18 | M W | 1330 | 1620 | Hendricks, William | 6 | WC |
| 77795 | PHOT V06A | 19 | 8/19 12/18 | M W | 1900 | 2150 | Moulton, Steven | 6 | WC |
| 70426 | PHOT V06B | 4 | 8/19 12/18 | M W | 1900 | 2150 | Moulton, Steven | 6 | WC |

| | | | | |
|----------------------------|-----------|----------------------|--------------|-------------------|
| Utilization % Color Codes: | Red < 25% | Blue < 50% | Green < 90% | Gold >= 90% |
| Capacity: | 30 | Students (Banner) | Description: | Media Arts Center |
| Stations: | 22 | Students (Fusion) | Division: | 12 |
| Max Student Hrs: | 2,100 | Capacity * 70 Hrs/Wk | Room Use: | 110 Classroom |
| Use Factor: | 53 | Hrs/Week | Size: | 884 Sq. Feet |
| Occ Factor: | 20 | Students/Hr | TOP Code: | 150100 |
| State Benchmark: | 1,060 | Student Hours/Wk | TOP Title: | English |

Number of Students by Time and Day

| Time | Mon | Tues | Wed | Thur | Fri | Sat | Week |
|-------------------------------|-----|------|-----|------|-----|-----|-------|
| 0700 | 0 | 0 | 0 | 0 | 0 | 0 | 0 |
| 0730 | 0 | 0 | 0 | 0 | 0 | 0 | 0 |
| 0800 | 0 | 0 | 0 | 0 | 0 | 0 | 0 |
| 0830 | 0 | 0 | 0 | 0 | 0 | 0 | 0 |
| 0900 | 0 | 38 | 0 | 38 | 0 | 0 | 76 |
| 0930 | 26 | 38 | 26 | 38 | 26 | 0 | 154 |
| 1000 | 26 | 38 | 26 | 38 | 26 | 0 | 154 |
| 1030 | 24 | 44 | 24 | 44 | 0 | 0 | 136 |
| 1100 | 24 | 44 | 24 | 44 | 0 | 0 | 136 |
| 1130 | 24 | 44 | 24 | 44 | 0 | 0 | 136 |
| 1200 | 0 | 21 | 0 | 21 | 0 | 0 | 42 |
| 1230 | 0 | 21 | 0 | 21 | 0 | 0 | 42 |
| 1300 | 0 | 21 | 0 | 21 | 0 | 0 | 42 |
| 1330 | 0 | 0 | 26 | 0 | 0 | 0 | 26 |
| 1400 | 0 | 0 | 26 | 0 | 0 | 0 | 26 |
| 1430 | 0 | 0 | 26 | 0 | 0 | 0 | 26 |
| 1500 | 0 | 0 | 26 | 0 | 0 | 0 | 26 |
| 1530 | 0 | 0 | 0 | 0 | 0 | 0 | 0 |
| 1600 | 0 | 0 | 0 | 0 | 0 | 0 | 0 |
| 1630 | 0 | 0 | 0 | 0 | 0 | 0 | 0 |
| 1700 | 0 | 12 | 0 | 0 | 0 | 0 | 12 |
| 1730 | 0 | 12 | 0 | 0 | 0 | 0 | 12 |
| 1800 | 0 | 12 | 0 | 0 | 0 | 0 | 12 |
| 1830 | 0 | 12 | 0 | 0 | 0 | 0 | 12 |
| 1900 | 0 | 0 | 32 | 0 | 0 | 0 | 32 |
| 1930 | 0 | 0 | 32 | 0 | 0 | 0 | 32 |
| 2000 | 0 | 0 | 32 | 0 | 0 | 0 | 32 |
| 2030 | 0 | 0 | 32 | 0 | 0 | 0 | 32 |
| 2100 | 0 | 0 | 32 | 0 | 0 | 0 | 32 |
| 2130 | 0 | 0 | 32 | 0 | 0 | 0 | 32 |
| Total Student Seat 1/2 Hours: | 124 | 357 | 420 | 309 | 52 | 0 | 1,262 |
| Total Student Seat Hours: | 62 | 179 | 210 | 155 | 26 | 0 | 631 |
| % Max Student Hrs: | 15% | 43% | 50% | 37% | 6% | 0% | 30% |
| % State Benchmark: | 29% | 84% | 99% | 73% | 12% | 0% | 60% |

| CRN | Course | Enroll | Dates | Days | BTime | ETime | Instructor | Hrs | Type |
|-------|-----------|--------|-------|------|-------|-------|------------|--------------------|------|
| 30521 | HIST V02A | 38 | 1/6 | 5/19 | T R | 0900 | 1015 | Coffey, Colleen M. | 3 WC |
| 30514 | HIST V01A | 26 | 1/6 | 5/19 | M W F | 0930 | 1020 | Corbett, Paul S. | 3 WC |
| 33405 | POLS V01 | 44 | 1/6 | 5/19 | T R | 1030 | 1145 | Edwards, Audrey D. | 3 WC |
| 33634 | ART V02B | 24 | 1/6 | 5/19 | M W | 1030 | 1145 | Bittl, Ann H. | 3 WC |
| 31960 | POLS V04 | 21 | 1/6 | 5/19 | T R | 1200 | 1315 | Porter, Robert M. | 3 WC |
| 39464 | GW V02X | 26 | 1/15 | 3/12 | W | 1330 | 1520 | Chaparro, Robert | 2 OC |
| 38336 | GW V01A | 12 | 1/14 | 3/11 | T | 1700 | 1850 | Casillas, Mary H. | 2 DC |
| 30515 | HIST V01A | 32 | 1/6 | 5/19 | W | 1900 | 2150 | Murray, Ricky F. | 3 WC |

| | | | | |
|----------------------------|-----------|----------------------|--------------|-------------------|
| Utilization % Color Codes: | Red < 25% | Blue < 50% | Green < 90% | Gold >= 90% |
| Capacity: | 30 | Students (Banner) | Description: | Media Arts Center |
| Stations: | 22 | Students (Fusion) | Division: | 12 |
| Max Student Hrs: | 2,100 | Capacity * 70 Hrs/Wk | Room Use: | 110 Classroom |
| Use Factor: | 53 | Hrs/Week | Size: | 884 Sq. Feet |
| Occ Factor: | 20 | Students/Hr | TOP Code: | 150100 |
| State Benchmark: | 1,060 | Student Hours/Wk | TOP Title: | English |

Number of Students by Time and Day

| Time | Mon | Tues | Wed | Thur | Fri | Sat | Week |
|-------------------------------|------|------|------|------|-----|-----|-------|
| 0700 | 0 | 0 | 0 | 0 | 0 | 0 | 0 |
| 0730 | 0 | 0 | 0 | 0 | 0 | 0 | 0 |
| 0800 | 0 | 0 | 0 | 0 | 0 | 0 | 0 |
| 0830 | 39 | 0 | 39 | 0 | 39 | 0 | 117 |
| 0900 | 39 | 44 | 39 | 44 | 39 | 0 | 205 |
| 0930 | 0 | 44 | 0 | 44 | 0 | 0 | 88 |
| 1000 | 34 | 44 | 34 | 44 | 0 | 0 | 156 |
| 1030 | 34 | 42 | 34 | 42 | 0 | 0 | 152 |
| 1100 | 34 | 42 | 34 | 42 | 0 | 0 | 152 |
| 1130 | 42 | 42 | 42 | 42 | 42 | 0 | 210 |
| 1200 | 42 | 45 | 42 | 45 | 42 | 0 | 216 |
| 1230 | 40 | 45 | 40 | 45 | 40 | 0 | 210 |
| 1300 | 40 | 45 | 40 | 45 | 40 | 0 | 210 |
| 1330 | 40 | 0 | 40 | 0 | 0 | 0 | 80 |
| 1400 | 40 | 0 | 40 | 0 | 0 | 0 | 80 |
| 1430 | 40 | 0 | 40 | 0 | 0 | 0 | 80 |
| 1500 | 0 | 0 | 0 | 0 | 0 | 0 | 0 |
| 1530 | 0 | 0 | 0 | 0 | 0 | 0 | 0 |
| 1600 | 0 | 0 | 0 | 0 | 0 | 0 | 0 |
| 1630 | 0 | 0 | 0 | 0 | 0 | 0 | 0 |
| 1700 | 0 | 0 | 0 | 0 | 0 | 0 | 0 |
| 1730 | 0 | 0 | 0 | 0 | 0 | 0 | 0 |
| 1800 | 0 | 0 | 0 | 0 | 0 | 0 | 0 |
| 1830 | 0 | 41 | 0 | 0 | 0 | 0 | 41 |
| 1900 | 0 | 41 | 40 | 0 | 0 | 0 | 81 |
| 1930 | 0 | 41 | 40 | 0 | 0 | 0 | 81 |
| 2000 | 0 | 41 | 40 | 0 | 0 | 0 | 81 |
| 2030 | 0 | 41 | 40 | 0 | 0 | 0 | 81 |
| 2100 | 0 | 41 | 40 | 0 | 0 | 0 | 81 |
| 2130 | 0 | 0 | 40 | 0 | 0 | 0 | 40 |
| Total Student Seat 1/2 Hours: | 464 | 639 | 704 | 393 | 242 | 0 | 2,442 |
| Total Student Seat Hours: | 232 | 320 | 352 | 197 | 121 | 0 | 1,221 |
| % Max Student Hrs: | 55% | 76% | 84% | 47% | 29% | 0% | 58% |
| % State Benchmark: | 109% | 151% | 166% | 93% | 57% | 0% | 115% |

| CRN | Course | Enroll | Dates | Days | BTime | ETime | Instructor | Hrs | Type |
|-------|-----------|--------|------------|-------|-------|-------|-----------------------|-----|------|
| 71351 | HIST V01A | 39 | 8/19 12/18 | M W F | 0830 | 0920 | Corbett, Paul S. | 3 | WC |
| 72712 | ART V01 | 44 | 8/19 12/18 | T R | 0900 | 1015 | Hagel, Laura E. | 3 | WC |
| 70055 | ART V04 | 34 | 8/19 12/18 | M W | 1000 | 1115 | Bittl, Ann H. | 3 | WC |
| 73712 | HIST V03A | 27 | 8/19 12/18 | T R | 1030 | 1145 | Washington, Ola V. | 3 | WC |
| 70585 | AES V40A | 15 | 8/19 12/18 | T R | 1030 | 1145 | Washington, Ola V. | 3 | WC |
| 73730 | HIST V07A | 42 | 8/19 12/18 | M W F | 1130 | 1220 | Coffey, Colleen M. | 3 | WC |
| 71760 | ART V01 | 45 | 8/19 12/18 | T R | 1200 | 1315 | Hagel, Laura E. | 3 | WC |
| 70724 | POLS V03 | 40 | 8/19 12/18 | M W F | 1230 | 1320 | Edwards, Audrey D. | 3 | WC |
| 70645 | MATH V05 | 40 | 8/19 12/18 | M W | 1330 | 1445 | Sha, Saliha L. | 3 | WC |
| 71403 | HED V87 | 41 | 8/19 12/18 | T | 1830 | 2120 | Greenberg, Valerie M. | 3 | WC |
| 71903 | HIST V07B | 40 | 8/19 12/18 | W | 1900 | 2150 | Pendleton, John P. | 3 | WC |

| | | | | |
|----------------------------|-----------|----------------------|--------------|-------------------|
| Utilization % Color Codes: | Red < 25% | Blue < 50% | Green < 90% | Gold >= 90% |
| Capacity: | 30 | Students (Banner) | Description: | Media Arts Center |
| Stations: | 22 | Students (Fusion) | Division: | 12 |
| Max Student Hrs: | 2,100 | Capacity * 70 Hrs/Wk | Room Use: | 110 Classroom |
| Use Factor: | 53 | Hrs/Week | Size: | 884 Sq. Feet |
| Occ Factor: | 20 | Students/Hr | TOP Code: | 150100 |
| State Benchmark: | 1,060 | Student Hours/Wk | TOP Title: | English |

Number of Students by Time and Day

| Time | Mon | Tues | Wed | Thur | Fri | Sat | Week |
|-------------------------------|-----|------|-----|------|-----|-----|------|
| 0700 | 0 | 0 | 0 | 0 | 0 | 0 | 0 |
| 0730 | 0 | 0 | 0 | 0 | 0 | 0 | 0 |
| 0800 | 0 | 0 | 0 | 0 | 0 | 0 | 0 |
| 0830 | 15 | 15 | 15 | 15 | 0 | 0 | 60 |
| 0900 | 15 | 15 | 15 | 15 | 0 | 0 | 60 |
| 0930 | 15 | 15 | 15 | 15 | 0 | 0 | 60 |
| 1000 | 15 | 15 | 15 | 15 | 0 | 0 | 60 |
| 1030 | 15 | 15 | 15 | 15 | 0 | 0 | 60 |
| 1100 | 15 | 15 | 15 | 15 | 0 | 0 | 60 |
| 1130 | 15 | 15 | 15 | 15 | 0 | 0 | 60 |
| 1200 | 15 | 15 | 15 | 15 | 0 | 0 | 60 |
| 1230 | 0 | 0 | 0 | 0 | 0 | 0 | 0 |
| 1300 | 0 | 0 | 0 | 0 | 0 | 0 | 0 |
| 1330 | 0 | 0 | 0 | 0 | 0 | 0 | 0 |
| 1400 | 0 | 0 | 0 | 0 | 0 | 0 | 0 |
| 1430 | 0 | 0 | 0 | 0 | 0 | 0 | 0 |
| 1500 | 0 | 0 | 0 | 0 | 0 | 0 | 0 |
| 1530 | 0 | 0 | 0 | 0 | 0 | 0 | 0 |
| 1600 | 0 | 0 | 0 | 0 | 0 | 0 | 0 |
| 1630 | 0 | 0 | 0 | 0 | 0 | 0 | 0 |
| 1700 | 0 | 0 | 0 | 0 | 0 | 0 | 0 |
| 1730 | 0 | 0 | 0 | 0 | 0 | 0 | 0 |
| 1800 | 0 | 0 | 0 | 0 | 0 | 0 | 0 |
| 1830 | 0 | 0 | 0 | 0 | 0 | 0 | 0 |
| 1900 | 0 | 0 | 0 | 0 | 0 | 0 | 0 |
| 1930 | 0 | 0 | 0 | 0 | 0 | 0 | 0 |
| 2000 | 0 | 0 | 0 | 0 | 0 | 0 | 0 |
| 2030 | 0 | 0 | 0 | 0 | 0 | 0 | 0 |
| 2100 | 0 | 0 | 0 | 0 | 0 | 0 | 0 |
| 2130 | 0 | 0 | 0 | 0 | 0 | 0 | 0 |
| Total Student Seat 1/2 Hours: | 120 | 120 | 120 | 120 | 0 | 0 | 480 |
| Total Student Seat Hours: | 60 | 60 | 60 | 60 | 0 | 0 | 240 |
| % Max Student Hrs: | 14% | 14% | 14% | 14% | 0% | 0% | 11% |
| % State Benchmark: | 28% | 28% | 28% | 28% | 0% | 0% | 23% |

| CRN | Course | Enroll | Dates | Days | BTime | ETime | Instructor | Hrs | Type |
|-------|---------|--------|-------|------|-------|-------|------------|------------------|-------|
| 55616 | GW V02X | 15 | 7/15 | 7/18 | MTWR | 0830 | 1220 | Chaparro, Robert | 16 OC |

| | | | | |
|----------------------------|-----------|----------------------|--------------|-------------------|
| Utilization % Color Codes: | Red < 25% | Blue < 50% | Green < 90% | Gold >= 90% |
| Capacity: | 70 | Students (Banner) | Description: | Media Arts Center |
| Stations: | 30 | Students (Fusion) | Division: | 12 |
| Max Student Hrs: | 4,900 | Capacity * 70 Hrs/Wk | Room Use: | 110 Classroom |
| Use Factor: | 53 | Hrs/Week | Size: | 1,363 Sq. Feet |
| Occ Factor: | 47 | Students/Hr | TOP Code: | 220500 |
| State Benchmark: | 2,473 | Student Hours/Wk | TOP Title: | History |

Number of Students by Time and Day

| Time | Mon | Tues | Wed | Thur | Fri | Sat | Week |
|-------------------------------|-------|------|-------|------|-----|-----|-------|
| 0700 | 0 | 0 | 0 | 0 | 0 | 0 | 0 |
| 0730 | 0 | 0 | 0 | 0 | 0 | 0 | 0 |
| 0800 | 0 | 0 | 0 | 0 | 0 | 0 | 0 |
| 0830 | 43 | 0 | 43 | 0 | 43 | 0 | 129 |
| 0900 | 43 | 74 | 43 | 74 | 43 | 0 | 277 |
| 0930 | 75 | 74 | 75 | 74 | 75 | 0 | 373 |
| 1000 | 75 | 74 | 75 | 74 | 75 | 0 | 373 |
| 1030 | 73 | 52 | 73 | 52 | 73 | 0 | 323 |
| 1100 | 73 | 52 | 73 | 52 | 73 | 0 | 323 |
| 1130 | 69 | 52 | 69 | 52 | 69 | 0 | 311 |
| 1200 | 69 | 0 | 69 | 0 | 69 | 0 | 207 |
| 1230 | 42 | 0 | 42 | 0 | 0 | 0 | 84 |
| 1300 | 42 | 0 | 42 | 14 | 0 | 0 | 98 |
| 1330 | 42 | 0 | 42 | 14 | 0 | 0 | 98 |
| 1400 | 18 | 0 | 18 | 14 | 0 | 0 | 50 |
| 1430 | 18 | 0 | 18 | 14 | 0 | 0 | 50 |
| 1500 | 18 | 0 | 18 | 14 | 0 | 0 | 50 |
| 1530 | 0 | 0 | 0 | 14 | 0 | 0 | 14 |
| 1600 | 70 | 0 | 52 | 19 | 0 | 0 | 141 |
| 1630 | 70 | 0 | 52 | 19 | 0 | 0 | 141 |
| 1700 | 70 | 0 | 52 | 19 | 0 | 0 | 141 |
| 1730 | 70 | 0 | 52 | 19 | 0 | 0 | 141 |
| 1800 | 70 | 0 | 52 | 19 | 0 | 0 | 141 |
| 1830 | 70 | 0 | 52 | 19 | 0 | 0 | 141 |
| 1900 | 0 | 39 | 0 | 0 | 0 | 0 | 39 |
| 1930 | 0 | 39 | 0 | 0 | 0 | 0 | 39 |
| 2000 | 0 | 39 | 0 | 0 | 0 | 0 | 39 |
| 2030 | 0 | 39 | 0 | 0 | 0 | 0 | 39 |
| 2100 | 0 | 39 | 0 | 0 | 0 | 0 | 39 |
| 2130 | 0 | 39 | 0 | 0 | 0 | 0 | 39 |
| Total Student Seat 1/2 Hours: | 1,120 | 612 | 1,012 | 576 | 520 | 0 | 3,840 |
| Total Student Seat Hours: | 560 | 306 | 506 | 288 | 260 | 0 | 1,920 |
| % Max Student Hrs: | 57% | 31% | 52% | 29% | 27% | 0% | 39% |
| % State Benchmark: | 113% | 62% | 102% | 58% | 53% | 0% | 78% |

| CRN | Course | Enroll | Dates | Days | BTime | ETime | Instructor | Hrs | Type | |
|-------|----------|--------|-------|------|-------|-------|------------|-------------------------|------|----|
| 30022 | CHST V01 | 34 | 1/6 | 5/19 | M W F | 0830 | 0920 | Rocha, Jesus | 3 | WC |
| 33021 | AES V20 | 9 | 1/6 | 5/19 | M W F | 0830 | 0920 | Rocha, Jesus | 3 | WC |
| 32086 | SOC V01 | 74 | 1/6 | 5/19 | T R | 0900 | 1015 | Moore, Lauri A. | 3 | WC |
| 36588 | SOC V01 | 75 | 1/6 | 5/19 | M W F | 0930 | 1020 | Moore, Lauri A. | 3 | WC |
| 35072 | SOC V07 | 52 | 1/6 | 5/19 | T R | 1030 | 1145 | Moore, Lauri A. | 3 | WC |
| 33002 | SOC V02 | 73 | 1/6 | 5/19 | M W F | 1030 | 1120 | Moore, Lauri A. | 3 | WC |
| 31421 | SOC V01 | 69 | 1/6 | 5/19 | M W F | 1130 | 1220 | Moore, Lauri A. | 3 | WC |
| 32381 | HMSV V50 | 42 | 1/6 | 5/19 | M W | 1230 | 1345 | Horigan, Andrea L. | 3 | WC |
| 31144 | POLS V05 | 14 | 1/6 | 5/19 | R | 1300 | 1550 | McKoy, Corinna R. | 3 | WC |
| 32049 | DANC V01 | 18 | 1/6 | 5/19 | M W | 1400 | 1515 | Guzman Gonzalez, Krenly | 3 | WC |
| 31588 | PSY V30 | 19 | 1/6 | 5/19 | R | 1600 | 1850 | Balcerzak, Judith G. | 3 | WC |
| 30339 | SOC V01 | 52 | 1/6 | 5/19 | W | 1600 | 1850 | Jones, J Allison | 3 | WC |
| 30354 | SOC V01 | 70 | 1/6 | 5/19 | M | 1600 | 1850 | Moore, Lauri A. | 3 | WC |
| 31653 | SOC V04 | 39 | 1/6 | 5/19 | T | 1900 | 2150 | Jones, J Allison | 3 | WC |

| | | | | |
|----------------------------|-----------|----------------------|--------------|-------------------|
| Utilization % Color Codes: | Red < 25% | Blue < 50% | Green < 90% | Gold >= 90% |
| Capacity: | 70 | Students (Banner) | Description: | Media Arts Center |
| Stations: | 30 | Students (Fusion) | Division: | 12 |
| Max Student Hrs: | 4,900 | Capacity * 70 Hrs/Wk | Room Use: | 110 Classroom |
| Use Factor: | 53 | Hrs/Week | Size: | 1,363 Sq. Feet |
| Occ Factor: | 47 | Students/Hr | TOP Code: | 220500 |
| State Benchmark: | 2,473 | Student Hours/Wk | TOP Title: | History |

Number of Students by Time and Day

| Time | Mon | Tues | Wed | Thur | Fri | Sat | Week |
|-------------------------------|-------|-------|-------|------|-----|-----|-------|
| 0700 | 0 | 0 | 0 | 0 | 0 | 0 | 0 |
| 0730 | 0 | 0 | 0 | 0 | 0 | 0 | 0 |
| 0800 | 0 | 0 | 0 | 0 | 0 | 0 | 0 |
| 0830 | 73 | 0 | 73 | 0 | 73 | 0 | 219 |
| 0900 | 73 | 77 | 73 | 77 | 73 | 0 | 373 |
| 0930 | 76 | 77 | 76 | 77 | 76 | 0 | 382 |
| 1000 | 76 | 77 | 76 | 77 | 76 | 0 | 382 |
| 1030 | 74 | 63 | 74 | 63 | 74 | 0 | 348 |
| 1100 | 74 | 63 | 74 | 63 | 74 | 0 | 348 |
| 1130 | 78 | 63 | 78 | 63 | 78 | 0 | 360 |
| 1200 | 78 | 44 | 78 | 44 | 78 | 0 | 322 |
| 1230 | 75 | 44 | 75 | 44 | 75 | 0 | 313 |
| 1300 | 75 | 44 | 75 | 44 | 75 | 0 | 313 |
| 1330 | 0 | 44 | 0 | 44 | 0 | 0 | 88 |
| 1400 | 36 | 44 | 36 | 44 | 0 | 0 | 160 |
| 1430 | 36 | 74 | 36 | 74 | 0 | 0 | 220 |
| 1500 | 36 | 74 | 36 | 74 | 0 | 0 | 220 |
| 1530 | 0 | 74 | 0 | 74 | 0 | 0 | 148 |
| 1600 | 0 | 55 | 0 | 0 | 0 | 0 | 55 |
| 1630 | 0 | 55 | 0 | 0 | 0 | 0 | 55 |
| 1700 | 0 | 55 | 0 | 0 | 0 | 0 | 55 |
| 1730 | 0 | 55 | 0 | 0 | 0 | 0 | 55 |
| 1800 | 0 | 55 | 0 | 0 | 0 | 0 | 55 |
| 1830 | 0 | 55 | 0 | 0 | 0 | 0 | 55 |
| 1900 | 72 | 0 | 51 | 0 | 0 | 0 | 123 |
| 1930 | 72 | 0 | 51 | 0 | 0 | 0 | 123 |
| 2000 | 72 | 0 | 51 | 0 | 0 | 0 | 123 |
| 2030 | 72 | 0 | 51 | 0 | 0 | 0 | 123 |
| 2100 | 72 | 0 | 51 | 0 | 0 | 0 | 123 |
| 2130 | 72 | 0 | 51 | 0 | 0 | 0 | 123 |
| Total Student Seat 1/2 Hours: | 1,292 | 1,192 | 1,166 | 862 | 752 | 0 | 5,264 |
| Total Student Seat Hours: | 646 | 596 | 583 | 431 | 376 | 0 | 2,632 |
| % Max Student Hrs: | 66% | 61% | 59% | 44% | 38% | 0% | 54% |
| % State Benchmark: | 131% | 120% | 118% | 87% | 76% | 0% | 106% |

| CRN | Course | Enroll | Dates | Days | BTime | ETime | Instructor | Hrs | Type |
|-------|-----------|--------|------------|-------|-------|-------|-------------------------|-----|------|
| 70971 | ART V01 | 73 | 8/19 12/18 | M W F | 0830 | 0920 | Phelps, Margaret | 3 | WC |
| 71742 | SOC V01 | 77 | 8/19 12/18 | T R | 0900 | 1015 | Moore, Lauri A. | 3 | WC |
| 71739 | SOC V01 | 76 | 8/19 12/18 | M W F | 0930 | 1020 | Moore, Lauri A. | 3 | WC |
| 71752 | SOC V07 | 63 | 8/19 12/18 | T R | 1030 | 1145 | Moore, Lauri A. | 3 | WC |
| 71748 | SOC V02 | 74 | 8/19 12/18 | M W F | 1030 | 1120 | Moore, Lauri A. | 3 | WC |
| 70877 | PSY V01 | 78 | 8/19 12/18 | M W F | 1130 | 1220 | Capuano, Lucy | 3 | WC |
| 71692 | MATH V03 | 44 | 8/19 12/18 | T R | 1200 | 1415 | Wilde, Karen | 5 | WC |
| 77788 | PSY V02 | 75 | 8/19 12/18 | M W F | 1230 | 1320 | Capuano, Lucy | 3 | WC |
| 70795 | DANC V01 | 36 | 8/19 12/18 | M W | 1400 | 1515 | Guzman Gonzalez, Krenly | 3 | WC |
| 79250 | PSY V01 | 74 | 8/19 12/18 | T R | 1430 | 1545 | Cushner, Michael J. | 3 | WC |
| 71568 | SOC V01 | 55 | 8/19 12/18 | T | 1600 | 1850 | Rocha, Jesus | 3 | WC |
| 71740 | SOC V01 | 51 | 8/19 12/18 | W | 1900 | 2150 | Pagson, Paul K. | 3 | WC |
| 73746 | HIST V02A | 72 | 8/19 12/18 | M | 1900 | 2150 | Miller, Jeanne L. | 3 | WC |

| | | | | |
|----------------------------|-----------|----------------------|--------------|-------------------|
| Utilization % Color Codes: | Red < 25% | Blue < 50% | Green < 90% | Gold >= 90% |
| Capacity: | 70 | Students (Banner) | Description: | Media Arts Center |
| Stations: | 30 | Students (Fusion) | Division: | 12 |
| Max Student Hrs: | 4,900 | Capacity * 70 Hrs/Wk | Room Use: | 110 Classroom |
| Use Factor: | 53 | Hrs/Week | Size: | 1,363 Sq. Feet |
| Occ Factor: | 47 | Students/Hr | TOP Code: | 220500 |
| State Benchmark: | 2,473 | Student Hours/Wk | TOP Title: | History |

Number of Students by Time and Day

| Time | Mon | Tues | Wed | Thur | Fri | Sat | Week |
|-------------------------------|-------|------|-------|------|-----|-----|-------|
| 0700 | 0 | 0 | 0 | 0 | 0 | 0 | 0 |
| 0730 | 0 | 0 | 0 | 0 | 0 | 0 | 0 |
| 0800 | 77 | 77 | 77 | 77 | 0 | 0 | 308 |
| 0830 | 111 | 111 | 111 | 111 | 0 | 0 | 444 |
| 0900 | 111 | 111 | 111 | 111 | 0 | 0 | 444 |
| 0930 | 111 | 111 | 111 | 111 | 0 | 0 | 444 |
| 1000 | 59 | 59 | 59 | 59 | 0 | 0 | 236 |
| 1030 | 59 | 59 | 59 | 59 | 0 | 0 | 236 |
| 1100 | 59 | 59 | 59 | 59 | 0 | 0 | 236 |
| 1130 | 59 | 59 | 59 | 59 | 0 | 0 | 236 |
| 1200 | 34 | 34 | 34 | 34 | 0 | 0 | 136 |
| 1230 | 0 | 0 | 0 | 0 | 0 | 0 | 0 |
| 1300 | 0 | 0 | 0 | 0 | 0 | 0 | 0 |
| 1330 | 34 | 34 | 34 | 34 | 0 | 0 | 136 |
| 1400 | 34 | 34 | 34 | 34 | 0 | 0 | 136 |
| 1430 | 34 | 34 | 34 | 34 | 0 | 0 | 136 |
| 1500 | 34 | 34 | 34 | 34 | 0 | 0 | 136 |
| 1530 | 34 | 34 | 34 | 34 | 0 | 0 | 136 |
| 1600 | 34 | 34 | 34 | 34 | 0 | 0 | 136 |
| 1630 | 34 | 34 | 34 | 34 | 0 | 0 | 136 |
| 1700 | 34 | 34 | 34 | 34 | 0 | 0 | 136 |
| 1730 | 0 | 0 | 0 | 0 | 0 | 0 | 0 |
| 1800 | 46 | 0 | 46 | 0 | 0 | 0 | 92 |
| 1830 | 46 | 0 | 46 | 0 | 0 | 0 | 92 |
| 1900 | 46 | 0 | 46 | 0 | 0 | 0 | 92 |
| 1930 | 46 | 0 | 46 | 0 | 0 | 0 | 92 |
| 2000 | 46 | 0 | 46 | 0 | 0 | 0 | 92 |
| 2030 | 46 | 0 | 46 | 0 | 0 | 0 | 92 |
| 2100 | 46 | 0 | 46 | 0 | 0 | 0 | 92 |
| 2130 | 46 | 0 | 46 | 0 | 0 | 0 | 92 |
| Total Student Seat 1/2 Hours: | 1,320 | 952 | 1,320 | 952 | 0 | 0 | 4,544 |
| Total Student Seat Hours: | 660 | 476 | 660 | 476 | 0 | 0 | 2,272 |
| % Max Student Hrs: | 67% | 49% | 67% | 49% | 0% | 0% | 46% |
| % State Benchmark: | 133% | 96% | 133% | 96% | 0% | 0% | 92% |

| CRN | Course | Enroll | Dates | Days | BTime | ETime | Instructor | Hrs | Type |
|-------|----------|--------|-----------|------|-------|-------|---------------------|-----|------|
| 55360 | POLS V01 | 77 | 6/17 7/29 | MTWR | 0800 | 0950 | Gonzalez, Daniel R. | 8 | DC |
| 53125 | GW V02X | 34 | 8/5 8/8 | MTWR | 0830 | 1220 | Suel, Timothy D. | 16 | OC |
| 50011 | THA V29 | 25 | 6/17 7/29 | MTWR | 1000 | 1150 | Varela, Jay F. | 8 | DC |
| 55618 | GW V02X | 13 | 7/29 8/1 | MTWR | 1330 | 1720 | Chaparro, Robert | 16 | OC |
| 53111 | GW V02X | 21 | 7/22 7/25 | MTWR | 1330 | 1720 | Chaparro, Robert | 16 | OC |
| 50502 | PHIL V01 | 46 | 6/17 7/24 | M W | 1800 | 2150 | Sanders, Russell M. | 8 | DC |

| | | | | |
|----------------------------|-----------|----------------------|--------------|-------------------|
| Utilization % Color Codes: | Red < 25% | Blue < 50% | Green < 90% | Gold >= 90% |
| Capacity: | 70 | Students (Banner) | Description: | Media Arts Center |
| Stations: | 30 | Students (Fusion) | Division: | 12 |
| Max Student Hrs: | 4,900 | Capacity * 70 Hrs/Wk | Room Use: | 110 Classroom |
| Use Factor: | 53 | Hrs/Week | Size: | 1,363 Sq. Feet |
| Occ Factor: | 47 | Students/Hr | TOP Code: | 150100 |
| State Benchmark: | 2,473 | Student Hours/Wk | TOP Title: | English |

Number of Students by Time and Day

| Time | Mon | Tues | Wed | Thur | Fri | Sat | Week |
|-------------------------------|-------|-------|-------|------|-----|-----|-------|
| 0700 | 0 | 0 | 0 | 0 | 0 | 0 | 0 |
| 0730 | 0 | 0 | 0 | 0 | 0 | 0 | 0 |
| 0800 | 0 | 0 | 0 | 0 | 0 | 0 | 0 |
| 0830 | 71 | 0 | 71 | 0 | 0 | 0 | 142 |
| 0900 | 71 | 34 | 71 | 34 | 0 | 0 | 210 |
| 0930 | 71 | 34 | 71 | 34 | 0 | 0 | 210 |
| 1000 | 0 | 34 | 0 | 34 | 0 | 0 | 68 |
| 1030 | 57 | 20 | 57 | 20 | 0 | 0 | 154 |
| 1100 | 57 | 20 | 57 | 20 | 0 | 0 | 154 |
| 1130 | 57 | 20 | 57 | 20 | 0 | 0 | 154 |
| 1200 | 0 | 20 | 0 | 20 | 0 | 0 | 40 |
| 1230 | 0 | 20 | 0 | 20 | 0 | 0 | 40 |
| 1300 | 74 | 20 | 74 | 20 | 0 | 0 | 188 |
| 1330 | 74 | 72 | 74 | 72 | 0 | 0 | 292 |
| 1400 | 74 | 72 | 74 | 72 | 0 | 0 | 292 |
| 1430 | 0 | 72 | 0 | 72 | 0 | 0 | 144 |
| 1500 | 0 | 0 | 0 | 0 | 0 | 0 | 0 |
| 1530 | 0 | 0 | 0 | 0 | 0 | 0 | 0 |
| 1600 | 0 | 45 | 40 | 63 | 0 | 0 | 148 |
| 1630 | 0 | 45 | 40 | 63 | 0 | 0 | 148 |
| 1700 | 0 | 45 | 40 | 63 | 0 | 0 | 148 |
| 1730 | 0 | 45 | 40 | 63 | 0 | 0 | 148 |
| 1800 | 0 | 45 | 40 | 63 | 0 | 0 | 148 |
| 1830 | 0 | 45 | 40 | 63 | 0 | 0 | 148 |
| 1900 | 70 | 71 | 72 | 15 | 0 | 0 | 228 |
| 1930 | 70 | 71 | 72 | 15 | 0 | 0 | 228 |
| 2000 | 70 | 71 | 72 | 15 | 0 | 0 | 228 |
| 2030 | 70 | 71 | 72 | 15 | 0 | 0 | 228 |
| 2100 | 70 | 71 | 72 | 15 | 0 | 0 | 228 |
| 2130 | 70 | 71 | 72 | 15 | 0 | 0 | 228 |
| Total Student Seat 1/2 Hours: | 1,026 | 1,134 | 1,278 | 906 | 0 | 0 | 4,344 |
| Total Student Seat Hours: | 513 | 567 | 639 | 453 | 0 | 0 | 2,172 |
| % Max Student Hrs: | 52% | 58% | 65% | 46% | 0% | 0% | 44% |
| % State Benchmark: | 104% | 115% | 129% | 92% | 0% | 0% | 88% |

| CRN | Course | Enroll | Dates | Days | BTime | ETime | Instructor | Hrs | Type | |
|-------|-----------|--------|-------|------|-------|-------|------------|---------------------|------|----|
| 30617 | PSY V31 | 22 | 1/6 | 5/19 | M W | 0830 | 0945 | Horigan, Andrea L. | 3 | WC |
| 30839 | SOC V31 | 49 | 1/6 | 5/19 | M W | 0830 | 0945 | Horigan, Andrea L. | 3 | WC |
| 30225 | HIST V18B | 34 | 1/6 | 5/19 | T R | 0900 | 1015 | Corbett, Paul S. | 3 | WC |
| 30930 | HIST V01B | 20 | 1/6 | 5/19 | T R | 1030 | 1145 | Corbett, Paul S. | 3 | WC |
| 30319 | PSY V01 | 57 | 1/6 | 5/19 | M W | 1030 | 1145 | Cushner, Michael J. | 3 | WC |
| 30941 | HIST V01B | 20 | 1/6 | 5/19 | T R | 1200 | 1315 | Corbett, Paul S. | 3 | WC |
| 32019 | PSY V01 | 74 | 1/6 | 5/19 | M W | 1300 | 1415 | Cushner, Michael J. | 3 | WC |
| 32134 | SOC V01 | 72 | 1/6 | 5/19 | T R | 1330 | 1445 | Chen, Albert Y. | 3 | WC |
| 32088 | SOC V01 | 63 | 1/6 | 5/19 | R | 1600 | 1850 | Chen, Albert Y. | 3 | WC |
| 37122 | SOC V02 | 40 | 1/6 | 5/19 | W | 1600 | 1850 | Chen, Albert Y. | 3 | WC |
| 33006 | SOC V03 | 38 | 1/6 | 5/19 | T | 1600 | 1850 | Chen, Albert Y. | 3 | WC |
| 33152 | AES V11 | 7 | 1/6 | 5/19 | T | 1600 | 1850 | Chen, Albert Y. | 3 | WC |
| 38157 | PHIL V02 | 15 | 1/6 | 5/19 | R | 1900 | 2150 | Sanders, Russell M. | 3 | WC |
| 30518 | HIST V07A | 72 | 1/6 | 5/19 | W | 1900 | 2150 | Pendleton, John P. | 3 | WC |
| 30541 | HIST V07A | 71 | 1/6 | 5/19 | T | 1900 | 2150 | Pendleton, John P. | 3 | WC |
| 31454 | HIST V02A | 70 | 1/6 | 5/19 | M | 1900 | 2150 | Miller, Jeanne L. | 3 | WC |

| | | | | |
|----------------------------|-----------|----------------------|--------------|-------------------|
| Utilization % Color Codes: | Red < 25% | Blue < 50% | Green < 90% | Gold >= 90% |
| Capacity: | 70 | Students (Banner) | Description: | Media Arts Center |
| Stations: | 30 | Students (Fusion) | Division: | 12 |
| Max Student Hrs: | 4,900 | Capacity * 70 Hrs/Wk | Room Use: | 110 Classroom |
| Use Factor: | 53 | Hrs/Week | Size: | 1,363 Sq. Feet |
| Occ Factor: | 47 | Students/Hr | TOP Code: | 150100 |
| State Benchmark: | 2,473 | Student Hours/Wk | TOP Title: | English |

Number of Students by Time and Day

| Time | Mon | Tues | Wed | Thur | Fri | Sat | Week |
|-------------------------------|-------|-------|-------|------|-----|-----|-------|
| 0700 | 0 | 0 | 0 | 0 | 0 | 0 | 0 |
| 0730 | 0 | 0 | 0 | 0 | 0 | 0 | 0 |
| 0800 | 0 | 0 | 0 | 0 | 0 | 0 | 0 |
| 0830 | 71 | 0 | 71 | 0 | 0 | 0 | 142 |
| 0900 | 71 | 76 | 71 | 76 | 0 | 0 | 294 |
| 0930 | 71 | 76 | 71 | 76 | 0 | 0 | 294 |
| 1000 | 71 | 76 | 71 | 76 | 0 | 0 | 294 |
| 1030 | 71 | 44 | 71 | 44 | 0 | 0 | 230 |
| 1100 | 71 | 44 | 71 | 44 | 0 | 0 | 230 |
| 1130 | 75 | 44 | 75 | 44 | 0 | 0 | 238 |
| 1200 | 75 | 73 | 75 | 73 | 0 | 0 | 296 |
| 1230 | 75 | 73 | 75 | 73 | 33 | 0 | 329 |
| 1300 | 0 | 73 | 0 | 73 | 33 | 0 | 179 |
| 1330 | 0 | 76 | 0 | 76 | 33 | 0 | 185 |
| 1400 | 46 | 76 | 46 | 76 | 33 | 0 | 277 |
| 1430 | 46 | 76 | 46 | 76 | 0 | 0 | 244 |
| 1500 | 46 | 0 | 46 | 0 | 0 | 0 | 92 |
| 1530 | 0 | 0 | 0 | 0 | 0 | 0 | 0 |
| 1600 | 0 | 0 | 0 | 31 | 0 | 0 | 31 |
| 1630 | 0 | 0 | 0 | 31 | 0 | 0 | 31 |
| 1700 | 0 | 0 | 0 | 31 | 0 | 0 | 31 |
| 1730 | 0 | 0 | 0 | 31 | 0 | 0 | 31 |
| 1800 | 0 | 71 | 0 | 31 | 0 | 0 | 102 |
| 1830 | 0 | 71 | 0 | 31 | 0 | 0 | 102 |
| 1900 | 52 | 71 | 74 | 0 | 0 | 0 | 197 |
| 1930 | 52 | 71 | 74 | 0 | 0 | 0 | 197 |
| 2000 | 52 | 71 | 74 | 0 | 0 | 0 | 197 |
| 2030 | 52 | 71 | 74 | 0 | 0 | 0 | 197 |
| 2100 | 52 | 0 | 74 | 0 | 0 | 0 | 126 |
| 2130 | 52 | 0 | 74 | 0 | 0 | 0 | 126 |
| Total Student Seat 1/2 Hours: | 1,101 | 1,233 | 1,233 | 993 | 132 | 0 | 4,692 |
| Total Student Seat Hours: | 551 | 617 | 617 | 497 | 66 | 0 | 2,346 |
| % Max Student Hrs: | 56% | 63% | 63% | 51% | 7% | 0% | 48% |
| % State Benchmark: | 111% | 125% | 125% | 100% | 13% | 0% | 95% |

| CRN | Course | Enroll | Dates | Days | BTime | ETime | Instructor | Hrs | Type |
|-------|-----------|--------|------------|------|-------|-------|---------------------|-----|------|
| 73700 | ECON V01A | 71 | 8/19 12/18 | M W | 0830 | 0945 | Nasri, Farzeen F. | 3 | WC |
| 70882 | PSY V01 | 76 | 8/19 12/18 | T R | 0900 | 1015 | Cushner, Michael J. | 3 | WC |
| 71394 | ECON V01A | 71 | 8/19 12/18 | M W | 1000 | 1115 | Nasri, Farzeen F. | 3 | WC |
| 70625 | HIST V01B | 44 | 8/19 12/18 | T R | 1030 | 1145 | Corbett, Paul S. | 3 | WC |
| 70709 | POLS V01 | 75 | 8/19 12/18 | M W | 1130 | 1245 | McKoy, Corinna R. | 3 | WC |
| 70718 | POLS V03 | 73 | 8/19 12/18 | T R | 1200 | 1315 | McKoy, Corinna R. | 3 | WC |
| 70416 | GW V02X | 33 | 8/23 10/11 | F | 1230 | 1420 | Suel, Timothy D. | 2 | OC |
| 72190 | PHIL V01 | 76 | 8/19 12/18 | T R | 1330 | 1445 | Bortolin, Kevin M. | 3 | WC |
| 71506 | SOC V01 | 46 | 8/19 12/18 | M W | 1400 | 1515 | Rocha, Jesus | 3 | WC |
| 70034 | HMSV V52 | 31 | 8/19 12/18 | R | 1600 | 1850 | Horigan, Andrea L. | 3 | WC |
| 70208 | PSY V01 | 71 | 8/19 12/18 | T | 1800 | 2050 | Reinauer, Bruce J. | 3 | WC |
| 70964 | ART V01 | 74 | 8/19 12/18 | W | 1900 | 2150 | Phelps, Margaret | 3 | WC |
| 71654 | PHIL V01 | 52 | 8/19 12/18 | M | 1900 | 2150 | Bortolin, Kevin M. | 3 | WC |

| | | | | |
|----------------------------|-----------|----------------------|--------------|-------------------|
| Utilization % Color Codes: | Red < 25% | Blue < 50% | Green < 90% | Gold >= 90% |
| Capacity: | 70 | Students (Banner) | Description: | Media Arts Center |
| Stations: | 30 | Students (Fusion) | Division: | 12 |
| Max Student Hrs: | 4,900 | Capacity * 70 Hrs/Wk | Room Use: | 110 Classroom |
| Use Factor: | 53 | Hrs/Week | Size: | 1,363 Sq. Feet |
| Occ Factor: | 47 | Students/Hr | TOP Code: | 150100 |
| State Benchmark: | 2,473 | Student Hours/Wk | TOP Title: | English |

Number of Students by Time and Day

| Time | Mon | Tues | Wed | Thur | Fri | Sat | Week |
|-------------------------------|-----|------|-----|------|-----|-----|-------|
| 0700 | 0 | 0 | 0 | 0 | 0 | 0 | 0 |
| 0730 | 0 | 0 | 0 | 0 | 0 | 0 | 0 |
| 0800 | 71 | 71 | 71 | 71 | 0 | 0 | 284 |
| 0830 | 71 | 71 | 71 | 71 | 0 | 0 | 284 |
| 0900 | 71 | 71 | 71 | 71 | 0 | 0 | 284 |
| 0930 | 71 | 71 | 71 | 71 | 0 | 0 | 284 |
| 1000 | 33 | 33 | 33 | 33 | 0 | 0 | 132 |
| 1030 | 33 | 33 | 33 | 33 | 0 | 0 | 132 |
| 1100 | 33 | 33 | 33 | 33 | 0 | 0 | 132 |
| 1130 | 33 | 33 | 33 | 33 | 0 | 0 | 132 |
| 1200 | 0 | 0 | 0 | 0 | 0 | 0 | 0 |
| 1230 | 18 | 18 | 18 | 18 | 0 | 0 | 72 |
| 1300 | 18 | 18 | 18 | 18 | 0 | 0 | 72 |
| 1330 | 18 | 18 | 18 | 18 | 0 | 0 | 72 |
| 1400 | 18 | 18 | 18 | 18 | 0 | 0 | 72 |
| 1430 | 18 | 18 | 18 | 18 | 0 | 0 | 72 |
| 1500 | 18 | 18 | 18 | 18 | 0 | 0 | 72 |
| 1530 | 18 | 18 | 18 | 18 | 0 | 0 | 72 |
| 1600 | 18 | 18 | 18 | 18 | 0 | 0 | 72 |
| 1630 | 0 | 0 | 0 | 0 | 0 | 0 | 0 |
| 1700 | 0 | 0 | 0 | 0 | 0 | 0 | 0 |
| 1730 | 0 | 0 | 0 | 0 | 0 | 0 | 0 |
| 1800 | 0 | 0 | 0 | 0 | 0 | 0 | 0 |
| 1830 | 0 | 0 | 0 | 0 | 0 | 0 | 0 |
| 1900 | 0 | 0 | 0 | 0 | 0 | 0 | 0 |
| 1930 | 0 | 0 | 0 | 0 | 0 | 0 | 0 |
| 2000 | 0 | 0 | 0 | 0 | 0 | 0 | 0 |
| 2030 | 0 | 0 | 0 | 0 | 0 | 0 | 0 |
| 2100 | 0 | 0 | 0 | 0 | 0 | 0 | 0 |
| 2130 | 0 | 0 | 0 | 0 | 0 | 0 | 0 |
| Total Student Seat 1/2 Hours: | 560 | 560 | 560 | 560 | 0 | 0 | 2,240 |
| Total Student Seat Hours: | 280 | 280 | 280 | 280 | 0 | 0 | 1,120 |
| % Max Student Hrs: | 29% | 29% | 29% | 29% | 0% | 0% | 23% |
| % State Benchmark: | 57% | 57% | 57% | 57% | 0% | 0% | 45% |

| CRN | Course | Enroll | Dates | Days | BTime | ETime | Instructor | Hrs | Type |
|-------|-----------|--------|-----------|------|-------|-------|--------------------|-----|------|
| 50606 | SOC V01 | 71 | 6/17 7/29 | MTWR | 0800 | 0950 | Rocha, Jesus | 8 | DC |
| 53112 | HIST V01B | 33 | 6/17 7/29 | MTWR | 1000 | 1150 | Pendleton, John P. | 8 | DC |
| 50843 | GW V02X | 18 | 7/8 7/11 | MTWR | 1230 | 1620 | Chaparro, Robert | 16 | OC |

| | | | | |
|----------------------------|-----------|----------------------|--------------|----------------------------|
| Utilization % Color Codes: | Red < 25% | Blue < 50% | Green < 90% | Gold >= 90% |
| Capacity: | 45 | Students (Banner) | Description: | Media Arts Center |
| Stations: | 45 | Students (Fusion) | Division: | 15 |
| Max Student Hrs: | 3,150 | Capacity * 70 Hrs/Wk | Room Use: | 110 Classroom |
| Use Factor: | 53 | Hrs/Week | Size: | 1,015 Sq. Feet |
| Occ Factor: | 30 | Students/Hr | TOP Code: | 110100 |
| State Benchmark: | 1,590 | Student Hours/Wk | TOP Title: | Foreign Languages, General |

Number of Students by Time and Day

| Time | Mon | Tues | Wed | Thur | Fri | Sat | Week |
|-------------------------------|-----|------|------|------|-----|-----|-------|
| 0700 | 0 | 0 | 0 | 0 | 0 | 0 | 0 |
| 0730 | 0 | 0 | 0 | 0 | 0 | 0 | 0 |
| 0800 | 0 | 0 | 0 | 0 | 0 | 0 | 0 |
| 0830 | 0 | 0 | 0 | 0 | 0 | 0 | 0 |
| 0900 | 0 | 24 | 0 | 24 | 0 | 0 | 48 |
| 0930 | 0 | 24 | 0 | 24 | 0 | 0 | 48 |
| 1000 | 58 | 24 | 58 | 24 | 0 | 0 | 164 |
| 1030 | 58 | 41 | 58 | 41 | 0 | 0 | 198 |
| 1100 | 58 | 41 | 58 | 41 | 0 | 0 | 198 |
| 1130 | 31 | 41 | 31 | 41 | 0 | 0 | 144 |
| 1200 | 31 | 0 | 31 | 0 | 0 | 0 | 62 |
| 1230 | 31 | 0 | 31 | 0 | 57 | 0 | 119 |
| 1300 | 53 | 46 | 53 | 46 | 57 | 0 | 255 |
| 1330 | 53 | 46 | 53 | 46 | 57 | 0 | 255 |
| 1400 | 53 | 46 | 53 | 46 | 57 | 0 | 255 |
| 1430 | 0 | 0 | 0 | 0 | 0 | 0 | 0 |
| 1500 | 0 | 0 | 0 | 0 | 0 | 0 | 0 |
| 1530 | 0 | 0 | 0 | 0 | 0 | 0 | 0 |
| 1600 | 0 | 0 | 0 | 0 | 0 | 0 | 0 |
| 1630 | 0 | 0 | 0 | 0 | 0 | 0 | 0 |
| 1700 | 0 | 0 | 0 | 0 | 0 | 0 | 0 |
| 1730 | 0 | 0 | 0 | 0 | 0 | 0 | 0 |
| 1800 | 0 | 0 | 51 | 52 | 0 | 0 | 103 |
| 1830 | 0 | 0 | 51 | 52 | 0 | 0 | 103 |
| 1900 | 0 | 0 | 51 | 52 | 0 | 0 | 103 |
| 1930 | 0 | 0 | 51 | 52 | 0 | 0 | 103 |
| 2000 | 0 | 0 | 51 | 52 | 0 | 0 | 103 |
| 2030 | 0 | 0 | 51 | 52 | 0 | 0 | 103 |
| 2100 | 0 | 0 | 0 | 0 | 0 | 0 | 0 |
| 2130 | 0 | 0 | 0 | 0 | 0 | 0 | 0 |
| Total Student Seat 1/2 Hours: | 426 | 333 | 732 | 645 | 228 | 0 | 2,364 |
| Total Student Seat Hours: | 213 | 167 | 366 | 323 | 114 | 0 | 1,182 |
| % Max Student Hrs: | 34% | 26% | 58% | 51% | 18% | 0% | 38% |
| % State Benchmark: | 67% | 52% | 115% | 101% | 36% | 0% | 74% |

| CRN | Course | Enroll | Dates | Days | BTime | ETime | Instructor | Hrs | Type | |
|-------|-----------|--------|-------|------|-------|-------|------------|-----------------------|------|----|
| 32159 | CHST V02 | 18 | 1/6 | 5/19 | T R | 0900 | 1015 | Saiz, Benjamin F. | 3 | WC |
| 32155 | AES V23 | 6 | 1/6 | 5/19 | T R | 0900 | 1015 | Saiz, Benjamin F. | 3 | WC |
| 32084 | SOC V01 | 58 | 1/6 | 5/19 | M W | 1000 | 1115 | Horigan, Andrea L. | 3 | WC |
| 30523 | HIST V02A | 41 | 1/6 | 5/19 | T R | 1030 | 1145 | Addison, Kathleen E. | 3 | WC |
| 30890 | PHIL V05 | 31 | 1/6 | 5/19 | M W | 1130 | 1245 | Crowley, James F. | 3 | WC |
| 30590 | GW V02X | 57 | 2/28 | 4/25 | F | 1230 | 1420 | Suel, Timothy D. | 2 | OC |
| 30884 | PHIL V04 | 46 | 1/6 | 5/19 | T R | 1300 | 1415 | Yusim, Andrea R. | 3 | WC |
| 33378 | POLS V01 | 53 | 1/6 | 5/19 | M W | 1300 | 1415 | Grant, Philip | 3 | WC |
| 30478 | SOC V05 | 52 | 1/6 | 5/19 | R | 1800 | 2050 | Corrette, Nicholas S. | 3 | WC |
| 33403 | POLS V01 | 51 | 1/6 | 5/19 | W | 1800 | 2050 | Gonzalez, Daniel R. | 3 | WC |

| | | | | |
|----------------------------|-----------|----------------------|--------------|----------------------------|
| Utilization % Color Codes: | Red < 25% | Blue < 50% | Green < 90% | Gold >= 90% |
| Capacity: | 45 | Students (Banner) | Description: | Media Arts Center |
| Stations: | 45 | Students (Fusion) | Division: | 15 |
| Max Student Hrs: | 3,150 | Capacity * 70 Hrs/Wk | Room Use: | 110 Classroom |
| Use Factor: | 53 | Hrs/Week | Size: | 1,015 Sq. Feet |
| Occ Factor: | 30 | Students/Hr | TOP Code: | 110100 |
| State Benchmark: | 1,590 | Student Hours/Wk | TOP Title: | Foreign Languages, General |

Number of Students by Time and Day

| Time | Mon | Tues | Wed | Thur | Fri | Sat | Week |
|-------------------------------|------|------|-----|-------|-----|-----|-------|
| 0700 | 0 | 0 | 0 | 0 | 0 | 0 | 0 |
| 0730 | 0 | 51 | 0 | 51 | 0 | 0 | 102 |
| 0800 | 0 | 51 | 0 | 51 | 0 | 0 | 102 |
| 0830 | 35 | 51 | 35 | 51 | 35 | 0 | 207 |
| 0900 | 35 | 54 | 35 | 54 | 35 | 0 | 213 |
| 0930 | 45 | 54 | 45 | 54 | 45 | 0 | 243 |
| 1000 | 45 | 54 | 45 | 54 | 45 | 0 | 243 |
| 1030 | 0 | 54 | 0 | 54 | 0 | 0 | 108 |
| 1100 | 0 | 54 | 0 | 54 | 0 | 0 | 108 |
| 1130 | 54 | 54 | 54 | 54 | 54 | 0 | 270 |
| 1200 | 54 | 59 | 54 | 59 | 54 | 0 | 280 |
| 1230 | 23 | 59 | 23 | 59 | 0 | 0 | 164 |
| 1300 | 23 | 59 | 23 | 59 | 0 | 0 | 164 |
| 1330 | 23 | 51 | 23 | 51 | 0 | 0 | 148 |
| 1400 | 0 | 51 | 0 | 51 | 0 | 0 | 102 |
| 1430 | 0 | 51 | 0 | 51 | 0 | 0 | 102 |
| 1500 | 55 | 0 | 0 | 0 | 0 | 0 | 55 |
| 1530 | 55 | 0 | 0 | 0 | 0 | 0 | 55 |
| 1600 | 55 | 0 | 0 | 0 | 0 | 0 | 55 |
| 1630 | 55 | 0 | 0 | 0 | 0 | 0 | 55 |
| 1700 | 55 | 0 | 0 | 0 | 0 | 0 | 55 |
| 1730 | 55 | 0 | 0 | 0 | 0 | 0 | 55 |
| 1800 | 0 | 0 | 0 | 0 | 0 | 0 | 0 |
| 1830 | 0 | 0 | 0 | 0 | 0 | 0 | 0 |
| 1900 | 53 | 0 | 0 | 50 | 0 | 0 | 103 |
| 1930 | 53 | 0 | 0 | 50 | 0 | 0 | 103 |
| 2000 | 53 | 0 | 0 | 50 | 0 | 0 | 103 |
| 2030 | 53 | 0 | 0 | 50 | 0 | 0 | 103 |
| 2100 | 53 | 0 | 0 | 50 | 0 | 0 | 103 |
| 2130 | 53 | 0 | 0 | 50 | 0 | 0 | 103 |
| Total Student Seat 1/2 Hours: | 985 | 807 | 337 | 1,107 | 268 | 0 | 3,504 |
| Total Student Seat Hours: | 493 | 404 | 169 | 554 | 134 | 0 | 1,752 |
| % Max Student Hrs: | 78% | 64% | 27% | 88% | 21% | 0% | 56% |
| % State Benchmark: | 155% | 127% | 53% | 174% | 42% | 0% | 110% |

| CRN | Course | Enroll | Dates | Days | BTime | ETime | Instructor | Hrs | Type |
|-------|-----------|--------|------------|-------|-------|-------|--------------------|-----|------|
| 70270 | POLS V01 | 51 | 8/19 12/18 | T R | 0730 | 0845 | Grant, Philip | 3 | WC |
| 73718 | HIST V05A | 21 | 8/19 12/18 | M W F | 0830 | 0920 | Ward, Michael K. | 3 | WC |
| 70463 | AES V02A | 14 | 8/19 12/18 | M W F | 0830 | 0920 | Ward, Michael K. | 3 | WC |
| 70060 | ART V06 | 54 | 8/19 12/18 | T R | 0900 | 1015 | Bittl, Ann H. | 3 | WC |
| 73736 | HIST V07A | 45 | 8/19 12/18 | M W F | 0930 | 1020 | Coffey, Colleen M. | 3 | WC |
| 71526 | SOC V02 | 54 | 8/19 12/18 | T R | 1030 | 1145 | Horigan, Andrea L. | 3 | WC |
| 71738 | SOC V01 | 54 | 8/19 12/18 | M W F | 1130 | 1220 | Moore, Lauri A. | 3 | WC |
| 77785 | PHIL V01 | 59 | 8/19 12/18 | T R | 1200 | 1315 | Bortolin, Kevin M. | 3 | WC |
| 70857 | POLS V04 | 23 | 8/19 12/18 | M W | 1230 | 1345 | Porter, Robert M. | 3 | WC |
| 73683 | ECON V01B | 51 | 8/19 12/18 | T R | 1330 | 1445 | Khanjian, Ara | 3 | WC |
| 70861 | POLS V01 | 55 | 8/19 12/18 | M | 1500 | 1750 | McKoy, Corinna R. | 3 | WC |
| 73752 | HIST V07A | 50 | 8/19 12/18 | R | 1900 | 2150 | Pendleton, John P. | 3 | WC |
| 70981 | ART V01 | 53 | 8/19 12/18 | M | 1900 | 2150 | Phelps, Margaret | 3 | WC |

| | | | | |
|----------------------------|-----------|----------------------|--------------|----------------------------|
| Utilization % Color Codes: | Red < 25% | Blue < 50% | Green < 90% | Gold >= 90% |
| Capacity: | 45 | Students (Banner) | Description: | Media Arts Center |
| Stations: | 45 | Students (Fusion) | Division: | 15 |
| Max Student Hrs: | 3,150 | Capacity * 70 Hrs/Wk | Room Use: | 110 Classroom |
| Use Factor: | 53 | Hrs/Week | Size: | 1,015 Sq. Feet |
| Occ Factor: | 30 | Students/Hr | TOP Code: | 110100 |
| State Benchmark: | 1,590 | Student Hours/Wk | TOP Title: | Foreign Languages, General |

Number of Students by Time and Day

| Time | Mon | Tues | Wed | Thur | Fri | Sat | Week |
|-------------------------------|-----|------|-----|------|-----|-----|-------|
| 0700 | 0 | 0 | 0 | 0 | 0 | 0 | 0 |
| 0730 | 0 | 0 | 0 | 0 | 0 | 0 | 0 |
| 0800 | 47 | 47 | 47 | 47 | 0 | 0 | 188 |
| 0830 | 47 | 47 | 47 | 47 | 0 | 0 | 188 |
| 0900 | 47 | 47 | 47 | 47 | 0 | 0 | 188 |
| 0930 | 47 | 47 | 47 | 47 | 0 | 0 | 188 |
| 1000 | 0 | 0 | 0 | 0 | 0 | 0 | 0 |
| 1030 | 0 | 0 | 0 | 0 | 0 | 0 | 0 |
| 1100 | 0 | 0 | 0 | 0 | 0 | 0 | 0 |
| 1130 | 0 | 0 | 0 | 0 | 0 | 0 | 0 |
| 1200 | 0 | 0 | 0 | 0 | 0 | 0 | 0 |
| 1230 | 0 | 0 | 0 | 0 | 0 | 0 | 0 |
| 1300 | 0 | 0 | 0 | 0 | 0 | 0 | 0 |
| 1330 | 0 | 0 | 0 | 0 | 0 | 0 | 0 |
| 1400 | 0 | 0 | 0 | 0 | 0 | 0 | 0 |
| 1430 | 0 | 0 | 0 | 0 | 0 | 0 | 0 |
| 1500 | 0 | 0 | 0 | 0 | 0 | 0 | 0 |
| 1530 | 0 | 0 | 0 | 0 | 0 | 0 | 0 |
| 1600 | 0 | 0 | 0 | 0 | 0 | 0 | 0 |
| 1630 | 0 | 0 | 0 | 0 | 0 | 0 | 0 |
| 1700 | 0 | 0 | 0 | 0 | 0 | 0 | 0 |
| 1730 | 0 | 0 | 0 | 0 | 0 | 0 | 0 |
| 1800 | 0 | 50 | 0 | 50 | 0 | 0 | 100 |
| 1830 | 0 | 50 | 0 | 50 | 0 | 0 | 100 |
| 1900 | 0 | 50 | 0 | 50 | 0 | 0 | 100 |
| 1930 | 0 | 50 | 0 | 50 | 0 | 0 | 100 |
| 2000 | 0 | 50 | 0 | 50 | 0 | 0 | 100 |
| 2030 | 0 | 50 | 0 | 50 | 0 | 0 | 100 |
| 2100 | 0 | 50 | 0 | 50 | 0 | 0 | 100 |
| 2130 | 0 | 50 | 0 | 50 | 0 | 0 | 100 |
| Total Student Seat 1/2 Hours: | 188 | 588 | 188 | 588 | 0 | 0 | 1,552 |
| Total Student Seat Hours: | 94 | 294 | 94 | 294 | 0 | 0 | 776 |
| % Max Student Hrs: | 15% | 47% | 15% | 47% | 0% | 0% | 25% |
| % State Benchmark: | 30% | 92% | 30% | 92% | 0% | 0% | 49% |

| CRN | Course | Enroll | Dates | Days | BTime | ETime | Instructor | Hrs | Type |
|-------|-----------|--------|-----------|------|-------|-------|------------------|-----|------|
| 50443 | HIST V01A | 47 | 6/17 7/29 | MTWR | 0800 | 0950 | Murray, Ricky F. | 8 | DC |
| 55342 | POLS V01 | 50 | 6/18 7/30 | T R | 1800 | 2150 | Gomez, Luis E. | 8 | DC |

Utilization % Color Codes:

| | | | |
|-----------|------------|-------------|-------------|
| Red < 25% | Blue < 50% | Green < 90% | Gold >= 90% |
|-----------|------------|-------------|-------------|

| | | | | | |
|------------------|-------|----------------------|--------------|------------------------------------|-----------|
| Capacity: | 35 | Students (Banner) | Description: | Multidisciplinary Center East/West | |
| Stations: | 35 | Students (Fusion) | Division: | | |
| Max Student Hrs: | 2,450 | Capacity * 70 Hrs/Wk | Room Use: | 110 | Classroom |
| Use Factor: | 53 | Hrs/Week | Size: | 916 | Sq. Feet |
| Occ Factor: | 23 | Students/Hr | TOP Code: | 009900 | |
| State Benchmark: | 1,237 | Student Hours/Wk | TOP Title: | General Assignment | |

Number of Students by Time and Day

| Time | Mon | Tues | Wed | Thur | Fri | Sat | Week |
|-------------------------------|-----|------|-----|------|-----|-----|-------|
| 0700 | 0 | 0 | 0 | 0 | 0 | 0 | 0 |
| 0730 | 32 | 33 | 32 | 33 | 0 | 0 | 130 |
| 0800 | 32 | 33 | 32 | 33 | 14 | 14 | 158 |
| 0830 | 32 | 33 | 32 | 33 | 14 | 14 | 158 |
| 0900 | 0 | 16 | 0 | 16 | 14 | 14 | 60 |
| 0930 | 0 | 16 | 0 | 16 | 14 | 14 | 60 |
| 1000 | 0 | 16 | 0 | 16 | 14 | 14 | 60 |
| 1030 | 31 | 34 | 31 | 34 | 14 | 14 | 158 |
| 1100 | 31 | 34 | 31 | 34 | 14 | 14 | 158 |
| 1130 | 31 | 34 | 31 | 34 | 14 | 14 | 158 |
| 1200 | 31 | 33 | 31 | 33 | 0 | 0 | 128 |
| 1230 | 31 | 33 | 31 | 33 | 0 | 0 | 128 |
| 1300 | 31 | 33 | 31 | 33 | 0 | 0 | 128 |
| 1330 | 0 | 0 | 0 | 0 | 0 | 0 | 0 |
| 1400 | 0 | 0 | 0 | 0 | 0 | 0 | 0 |
| 1430 | 0 | 0 | 0 | 0 | 0 | 0 | 0 |
| 1500 | 0 | 0 | 0 | 0 | 0 | 0 | 0 |
| 1530 | 0 | 0 | 0 | 0 | 0 | 0 | 0 |
| 1600 | 0 | 0 | 0 | 0 | 0 | 0 | 0 |
| 1630 | 0 | 0 | 0 | 0 | 0 | 0 | 0 |
| 1700 | 0 | 0 | 0 | 0 | 0 | 0 | 0 |
| 1730 | 0 | 32 | 0 | 32 | 0 | 0 | 64 |
| 1800 | 32 | 32 | 25 | 32 | 0 | 0 | 121 |
| 1830 | 32 | 32 | 25 | 32 | 0 | 0 | 121 |
| 1900 | 32 | 31 | 25 | 31 | 0 | 0 | 119 |
| 1930 | 32 | 31 | 25 | 31 | 0 | 0 | 119 |
| 2000 | 32 | 31 | 25 | 31 | 0 | 0 | 119 |
| 2030 | 32 | 31 | 25 | 31 | 0 | 0 | 119 |
| 2100 | 0 | 31 | 0 | 31 | 0 | 0 | 62 |
| 2130 | 0 | 31 | 0 | 31 | 0 | 0 | 62 |
| Total Student Seat 1/2 Hours: | 474 | 630 | 432 | 630 | 112 | 112 | 2,390 |
| Total Student Seat Hours: | 237 | 315 | 216 | 315 | 56 | 56 | 1,195 |
| % Max Student Hrs: | 48% | 64% | 44% | 64% | 11% | 11% | 49% |
| % State Benchmark: | 96% | 127% | 87% | 127% | 23% | 23% | 97% |

| CRN | Course | Enroll | Dates | Days | BTime | ETime | Instructor | Hrs | Type | |
|-------|----------|--------|-------|------|-------|-------|------------|--------------------|------|----|
| 30373 | COMM V01 | 33 | 1/6 | 5/19 | T R | 0730 | 0845 | Conway, Monica K. | 3 | WC |
| 31993 | COMM V01 | 32 | 1/6 | 5/19 | M W | 0730 | 0845 | Duncan, Yancy A. | 3 | WC |
| 32439 | CJ V86 | 1 | 4/25 | 4/27 | FSU | 0800 | 1150 | Mulville, Leann M. | 12 | DC |
| 30696 | CJ V86 | 13 | 2/21 | 2/23 | FSU | 0800 | 1150 | Mulville, Leann M. | 12 | DC |
| 31849 | ENGL V05 | 16 | 1/6 | 5/19 | T R | 0900 | 1015 | O'Neill, Christine | 3 | IU |
| 31904 | COMM V01 | 34 | 1/6 | 5/19 | T R | 1030 | 1145 | Conway, Monica K. | 3 | WC |
| 31999 | COMM V01 | 31 | 1/6 | 5/19 | M W | 1030 | 1145 | Duncan, Yancy A. | 3 | WC |
| 31632 | COMM V01 | 33 | 1/6 | 5/19 | T R | 1200 | 1315 | Conway, Monica K. | 3 | WC |
| 30383 | COMM V01 | 31 | 1/6 | 5/19 | M W | 1200 | 1315 | Duncan, Yancy A. | 3 | WC |
| 32031 | COMM V10 | 32 | 1/6 | 5/19 | T R | 1730 | 1845 | Peterson, Gary L. | 3 | WC |
| 30084 | SL V10B | 25 | 1/6 | 5/19 | W | 1800 | 2050 | Sladek, Dave A. | 3 | WC |
| 30001 | KIN V81 | 32 | 1/6 | 5/19 | M | 1800 | 2050 | McFadden, Bruce W. | 3 | WC |
| 31484 | COMM V01 | 31 | 1/6 | 5/19 | R | 1900 | 2150 | Peterson, Gary L. | 3 | WC |
| 32020 | COMM V01 | 31 | 1/6 | 5/19 | T | 1900 | 2150 | Peterson, Gary L. | 3 | WC |

Utilization % Color Codes:



| | | | | | |
|------------------|-------|----------------------|--------------|------------------------------------|-----------|
| Capacity: | 35 | Students (Banner) | Description: | Multidisciplinary Center East/West | |
| Stations: | 35 | Students (Fusion) | Division: | | |
| Max Student Hrs: | 2,450 | Capacity * 70 Hrs/Wk | Room Use: | 110 | Classroom |
| Use Factor: | 53 | Hrs/Week | Size: | 916 | Sq. Feet |
| Occ Factor: | 23 | Students/Hr | TOP Code: | 009900 | |
| State Benchmark: | 1,237 | Student Hours/Wk | TOP Title: | General Assignment | |

Number of Students by Time and Day

| Time | Mon | Tues | Wed | Thur | Fri | Sat | Week |
|-------------------------------|------|------|-----|------|-----|-----|-------|
| 0700 | 0 | 0 | 0 | 0 | 0 | 0 | 0 |
| 0730 | 0 | 0 | 0 | 0 | 0 | 0 | 0 |
| 0800 | 0 | 0 | 0 | 0 | 0 | 0 | 0 |
| 0830 | 0 | 0 | 0 | 0 | 0 | 0 | 0 |
| 0900 | 0 | 36 | 0 | 36 | 0 | 0 | 72 |
| 0930 | 0 | 36 | 0 | 36 | 0 | 0 | 72 |
| 1000 | 0 | 36 | 0 | 36 | 0 | 0 | 72 |
| 1030 | 34 | 29 | 34 | 29 | 0 | 0 | 126 |
| 1100 | 34 | 29 | 34 | 29 | 0 | 0 | 126 |
| 1130 | 34 | 29 | 34 | 29 | 0 | 0 | 126 |
| 1200 | 34 | 29 | 34 | 29 | 0 | 0 | 126 |
| 1230 | 34 | 29 | 34 | 29 | 0 | 0 | 126 |
| 1300 | 34 | 0 | 34 | 0 | 0 | 0 | 68 |
| 1330 | 30 | 0 | 30 | 0 | 0 | 0 | 60 |
| 1400 | 30 | 0 | 30 | 0 | 0 | 0 | 60 |
| 1430 | 30 | 0 | 30 | 0 | 0 | 0 | 60 |
| 1500 | 0 | 0 | 0 | 0 | 0 | 0 | 0 |
| 1530 | 0 | 0 | 0 | 0 | 0 | 0 | 0 |
| 1600 | 0 | 0 | 0 | 0 | 0 | 0 | 0 |
| 1630 | 0 | 0 | 0 | 0 | 0 | 0 | 0 |
| 1700 | 0 | 0 | 0 | 0 | 0 | 0 | 0 |
| 1730 | 0 | 0 | 0 | 0 | 0 | 0 | 0 |
| 1800 | 27 | 0 | 33 | 0 | 0 | 0 | 60 |
| 1830 | 27 | 0 | 33 | 0 | 0 | 0 | 60 |
| 1900 | 27 | 33 | 33 | 0 | 0 | 0 | 93 |
| 1930 | 27 | 33 | 33 | 0 | 0 | 0 | 93 |
| 2000 | 27 | 33 | 33 | 0 | 0 | 0 | 93 |
| 2030 | 27 | 33 | 33 | 0 | 0 | 0 | 93 |
| 2100 | 27 | 33 | 0 | 0 | 0 | 0 | 60 |
| 2130 | 27 | 33 | 0 | 0 | 0 | 0 | 60 |
| Total Student Seat 1/2 Hours: | 510 | 451 | 492 | 253 | 0 | 0 | 1,706 |
| Total Student Seat Hours: | 255 | 226 | 246 | 127 | 0 | 0 | 853 |
| % Max Student Hrs: | 52% | 46% | 50% | 26% | 0% | 0% | 35% |
| % State Benchmark: | 103% | 91% | 99% | 51% | 0% | 0% | 69% |

| CRN | Course | Enroll | Dates | Days | BTime | ETime | Instructor | Hrs | Type |
|-------|----------|--------|------------|------|-------|-------|----------------------|-----|------|
| 70082 | CJ V18 | 36 | 8/19 12/18 | T R | 0900 | 1015 | Camarillo, Robert C. | 3 | WC |
| 71273 | ITAL V01 | 29 | 8/19 12/18 | T R | 1030 | 1245 | Egan, Kathleen C. | 5 | WC |
| 71163 | COMM V01 | 34 | 8/19 12/18 | M W | 1030 | 1145 | Duncan, Yancy A. | 3 | WC |
| 71966 | COMM V01 | 34 | 8/19 12/18 | M W | 1200 | 1315 | Duncan, Yancy A. | 3 | WC |
| 70888 | COMM V01 | 30 | 8/19 12/18 | M W | 1330 | 1445 | Duncan, Yancy A. | 3 | WC |
| 71637 | HED V94 | 33 | 8/19 12/18 | W | 1800 | 2050 | Chaney, Mark | 3 | PA |
| 71818 | CJ V85 | 27 | 9/30 12/9 | M | 1800 | 2150 | Mulville, Leeann M. | 4 | DC |
| 72617 | CJ V19 | 33 | 8/19 12/18 | T | 1900 | 2150 | Mahoney, Thomas E. | 3 | WC |

| | | | | |
|----------------------------|-----------|----------------------|--------------|------------------------------------|
| Utilization % Color Codes: | Red < 25% | Blue < 50% | Green < 90% | Gold >= 90% |
| Capacity: | 35 | Students (Banner) | Description: | Multidisciplinary Center East/West |
| Stations: | 35 | Students (Fusion) | Division: | |
| Max Student Hrs: | 2,450 | Capacity * 70 Hrs/Wk | Room Use: | 110 Classroom |
| Use Factor: | 53 | Hrs/Week | Size: | 916 Sq. Feet |
| Occ Factor: | 23 | Students/Hr | TOP Code: | 009900 |
| State Benchmark: | 1,237 | Student Hours/Wk | TOP Title: | General Assignment |

Number of Students by Time and Day

| Time | Mon | Tues | Wed | Thur | Fri | Sat | Week |
|-------------------------------|------|------|------|------|-----|-----|-------|
| 0700 | 0 | 0 | 0 | 0 | 0 | 0 | 0 |
| 0730 | 0 | 0 | 0 | 0 | 0 | 0 | 0 |
| 0800 | 30 | 30 | 30 | 30 | 0 | 0 | 120 |
| 0830 | 30 | 30 | 30 | 30 | 0 | 0 | 120 |
| 0900 | 30 | 30 | 30 | 30 | 0 | 0 | 120 |
| 0930 | 30 | 30 | 30 | 30 | 0 | 0 | 120 |
| 1000 | 37 | 37 | 37 | 37 | 0 | 0 | 148 |
| 1030 | 37 | 37 | 37 | 37 | 0 | 0 | 148 |
| 1100 | 37 | 37 | 37 | 37 | 0 | 0 | 148 |
| 1130 | 37 | 37 | 37 | 37 | 0 | 0 | 148 |
| 1200 | 0 | 0 | 0 | 0 | 0 | 0 | 0 |
| 1230 | 35 | 35 | 35 | 35 | 0 | 0 | 140 |
| 1300 | 35 | 35 | 35 | 35 | 0 | 0 | 140 |
| 1330 | 35 | 35 | 35 | 35 | 0 | 0 | 140 |
| 1400 | 35 | 35 | 35 | 35 | 0 | 0 | 140 |
| 1430 | 0 | 0 | 0 | 0 | 0 | 0 | 0 |
| 1500 | 0 | 0 | 0 | 0 | 0 | 0 | 0 |
| 1530 | 0 | 0 | 0 | 0 | 0 | 0 | 0 |
| 1600 | 32 | 32 | 32 | 32 | 0 | 0 | 128 |
| 1630 | 32 | 32 | 32 | 32 | 0 | 0 | 128 |
| 1700 | 32 | 32 | 32 | 32 | 0 | 0 | 128 |
| 1730 | 32 | 32 | 32 | 32 | 0 | 0 | 128 |
| 1800 | 0 | 0 | 0 | 0 | 0 | 0 | 0 |
| 1830 | 0 | 0 | 0 | 0 | 0 | 0 | 0 |
| 1900 | 0 | 0 | 0 | 0 | 0 | 0 | 0 |
| 1930 | 0 | 0 | 0 | 0 | 0 | 0 | 0 |
| 2000 | 0 | 0 | 0 | 0 | 0 | 0 | 0 |
| 2030 | 0 | 0 | 0 | 0 | 0 | 0 | 0 |
| 2100 | 0 | 0 | 0 | 0 | 0 | 0 | 0 |
| 2130 | 0 | 0 | 0 | 0 | 0 | 0 | 0 |
| Total Student Seat 1/2 Hours: | 536 | 536 | 536 | 536 | 0 | 0 | 2,144 |
| Total Student Seat Hours: | 268 | 268 | 268 | 268 | 0 | 0 | 1,072 |
| % Max Student Hrs: | 55% | 55% | 55% | 55% | 0% | 0% | 44% |
| % State Benchmark: | 108% | 108% | 108% | 108% | 0% | 0% | 87% |

| CRN | Course | Enroll | Dates | Days | BTime | ETime | Instructor | Hrs | Type |
|-------|----------|--------|-----------|------|-------|-------|-------------------|-----|------|
| 55617 | COMM V01 | 30 | 6/17 7/29 | MTWR | 0800 | 0950 | Duncan, Yancy A. | 8 | DC |
| 55615 | COMM V01 | 37 | 6/17 7/29 | MTWR | 1000 | 1150 | Duncan, Yancy A. | 8 | DC |
| 55477 | COMM V01 | 35 | 6/17 7/29 | MTWR | 1230 | 1420 | Conway, Monica K. | 8 | DC |
| 55481 | COMM V01 | 32 | 6/17 7/29 | MTWR | 1600 | 1750 | Conway, Monica K. | 8 | DC |

| | | | | |
|----------------------------|-----------|----------------------|--------------|------------------------------------|
| Utilization % Color Codes: | Red < 25% | Blue < 50% | Green < 90% | Gold >= 90% |
| Capacity: | 77 | Students (Banner) | Description: | Multidisciplinary Center East/West |
| Stations: | 77 | Students (Fusion) | Division: | |
| Max Student Hrs: | 5,390 | Capacity * 70 Hrs/Wk | Room Use: | 110 Classroom |
| Use Factor: | 53 | Hrs/Week | Size: | 1,685 Sq. Feet |
| Occ Factor: | 51 | Students/Hr | TOP Code: | 009900 |
| State Benchmark: | 2,720 | Student Hours/Wk | TOP Title: | General Assignment |

Number of Students by Time and Day

| Time | Mon | Tues | Wed | Thur | Fri | Sat | Week |
|-------------------------------|-----|------|-----|------|-----|-----|-------|
| 0700 | 0 | 0 | 0 | 0 | 0 | 0 | 0 |
| 0730 | 0 | 0 | 0 | 0 | 0 | 0 | 0 |
| 0800 | 0 | 0 | 0 | 0 | 0 | 0 | 0 |
| 0830 | 61 | 0 | 61 | 0 | 0 | 0 | 122 |
| 0900 | 61 | 80 | 61 | 80 | 0 | 0 | 282 |
| 0930 | 61 | 80 | 61 | 80 | 0 | 0 | 282 |
| 1000 | 53 | 80 | 53 | 80 | 0 | 0 | 266 |
| 1030 | 53 | 78 | 53 | 78 | 0 | 0 | 262 |
| 1100 | 53 | 78 | 53 | 78 | 0 | 0 | 262 |
| 1130 | 36 | 78 | 36 | 78 | 36 | 0 | 264 |
| 1200 | 36 | 77 | 36 | 77 | 36 | 0 | 262 |
| 1230 | 0 | 77 | 0 | 77 | 0 | 0 | 154 |
| 1300 | 0 | 77 | 0 | 77 | 0 | 0 | 154 |
| 1330 | 0 | 75 | 0 | 75 | 0 | 0 | 150 |
| 1400 | 0 | 75 | 0 | 75 | 0 | 0 | 150 |
| 1430 | 0 | 75 | 0 | 75 | 0 | 0 | 150 |
| 1500 | 76 | 0 | 0 | 0 | 0 | 0 | 76 |
| 1530 | 76 | 0 | 0 | 0 | 0 | 0 | 76 |
| 1600 | 76 | 0 | 0 | 0 | 0 | 0 | 76 |
| 1630 | 76 | 0 | 0 | 0 | 0 | 0 | 76 |
| 1700 | 76 | 0 | 0 | 0 | 0 | 0 | 76 |
| 1730 | 76 | 0 | 0 | 0 | 0 | 0 | 76 |
| 1800 | 0 | 0 | 0 | 0 | 0 | 0 | 0 |
| 1830 | 0 | 0 | 0 | 0 | 0 | 0 | 0 |
| 1900 | 0 | 0 | 0 | 0 | 0 | 0 | 0 |
| 1930 | 0 | 0 | 0 | 0 | 0 | 0 | 0 |
| 2000 | 0 | 0 | 0 | 0 | 0 | 0 | 0 |
| 2030 | 0 | 0 | 0 | 0 | 0 | 0 | 0 |
| 2100 | 0 | 0 | 0 | 0 | 0 | 0 | 0 |
| 2130 | 0 | 0 | 0 | 0 | 0 | 0 | 0 |
| Total Student Seat 1/2 Hours: | 870 | 930 | 414 | 930 | 72 | 0 | 3,216 |
| Total Student Seat Hours: | 435 | 465 | 207 | 465 | 36 | 0 | 1,608 |
| % Max Student Hrs: | 40% | 43% | 19% | 43% | 3% | 0% | 30% |
| % State Benchmark: | 80% | 85% | 38% | 85% | 7% | 0% | 59% |

| CRN | Course | Enroll | Dates | Days | BTime | ETime | Instructor | Hrs | Type |
|-------|-----------|--------|-------|------|-------|-------|------------|--------------------|------|
| 30852 | PHIL V01 | 61 | 1/6 | 5/19 | M W | 0830 | 0945 | Mules, Ronald N. | 3 WC |
| 33007 | SOC V04 | 80 | 1/6 | 5/19 | T R | 0900 | 1015 | Horigan, Andrea L. | 3 WC |
| 31352 | PHIL V01 | 53 | 1/6 | 5/19 | M W | 1000 | 1115 | Mules, Ronald N. | 3 WC |
| 31518 | PSY V01 | 78 | 1/6 | 5/19 | T R | 1030 | 1145 | Pauley, Mark A. | 3 WC |
| 30394 | HIST V18A | 36 | 1/6 | 5/19 | M W F | 1130 | 1220 | Ward, Michael K. | 3 WC |
| 30865 | PHIL V01 | 77 | 1/6 | 5/19 | T R | 1200 | 1315 | Bortolin, Kevin M. | 3 WC |
| 30869 | PHIL V01 | 75 | 1/6 | 5/19 | T R | 1330 | 1445 | Bortolin, Kevin M. | 3 WC |
| 33401 | POLS V01 | 76 | 1/6 | 5/19 | M | 1500 | 1750 | McKoy, Corinna R. | 3 WC |

| | | | | |
|----------------------------|-----------|----------------------|--------------|------------------------------------|
| Utilization % Color Codes: | Red < 25% | Blue < 50% | Green < 90% | Gold >= 90% |
| Capacity: | 77 | Students (Banner) | Description: | Multidisciplinary Center East/West |
| Stations: | 77 | Students (Fusion) | Division: | |
| Max Student Hrs: | 5,390 | Capacity * 70 Hrs/Wk | Room Use: | 110 Classroom |
| Use Factor: | 53 | Hrs/Week | Size: | 1,685 Sq. Feet |
| Occ Factor: | 51 | Students/Hr | TOP Code: | 009900 |
| State Benchmark: | 2,720 | Student Hours/Wk | TOP Title: | General Assignment |

Number of Students by Time and Day

| Time | Mon | Tues | Wed | Thur | Fri | Sat | Week |
|-------------------------------|-----|-------|-----|-------|-----|-----|-------|
| 0700 | 0 | 0 | 0 | 0 | 0 | 0 | 0 |
| 0730 | 0 | 0 | 0 | 0 | 0 | 0 | 0 |
| 0800 | 0 | 0 | 0 | 0 | 0 | 0 | 0 |
| 0830 | 0 | 0 | 0 | 0 | 0 | 0 | 0 |
| 0900 | 0 | 75 | 0 | 75 | 0 | 0 | 150 |
| 0930 | 0 | 75 | 0 | 75 | 0 | 0 | 150 |
| 1000 | 0 | 75 | 0 | 75 | 0 | 0 | 150 |
| 1030 | 76 | 73 | 76 | 73 | 76 | 0 | 374 |
| 1100 | 76 | 73 | 76 | 73 | 76 | 0 | 374 |
| 1130 | 0 | 73 | 0 | 73 | 0 | 0 | 146 |
| 1200 | 73 | 73 | 73 | 73 | 0 | 0 | 292 |
| 1230 | 73 | 73 | 73 | 73 | 0 | 0 | 292 |
| 1300 | 73 | 73 | 73 | 73 | 0 | 0 | 292 |
| 1330 | 73 | 73 | 73 | 73 | 0 | 0 | 292 |
| 1400 | 73 | 73 | 73 | 73 | 0 | 0 | 292 |
| 1430 | 0 | 0 | 0 | 0 | 0 | 0 | 0 |
| 1500 | 0 | 0 | 0 | 0 | 0 | 0 | 0 |
| 1530 | 0 | 0 | 0 | 0 | 0 | 0 | 0 |
| 1600 | 0 | 70 | 0 | 0 | 0 | 0 | 70 |
| 1630 | 0 | 70 | 0 | 0 | 0 | 0 | 70 |
| 1700 | 0 | 70 | 0 | 0 | 0 | 0 | 70 |
| 1730 | 0 | 70 | 0 | 0 | 0 | 0 | 70 |
| 1800 | 0 | 70 | 0 | 51 | 0 | 0 | 121 |
| 1830 | 0 | 70 | 0 | 51 | 0 | 0 | 121 |
| 1900 | 69 | 0 | 0 | 51 | 0 | 0 | 120 |
| 1930 | 69 | 0 | 0 | 51 | 0 | 0 | 120 |
| 2000 | 69 | 0 | 0 | 51 | 0 | 0 | 120 |
| 2030 | 69 | 0 | 0 | 51 | 0 | 0 | 120 |
| 2100 | 69 | 0 | 0 | 0 | 0 | 0 | 69 |
| 2130 | 69 | 0 | 0 | 0 | 0 | 0 | 69 |
| Total Student Seat 1/2 Hours: | 931 | 1,229 | 517 | 1,115 | 152 | 0 | 3,944 |
| Total Student Seat Hours: | 466 | 615 | 259 | 558 | 76 | 0 | 1,972 |
| % Max Student Hrs: | 43% | 57% | 24% | 52% | 7% | 0% | 37% |
| % State Benchmark: | 86% | 113% | 48% | 102% | 14% | 0% | 72% |

| CRN | Course | Enroll | Dates | Days | BTime | ETime | Instructor | Hrs | Type |
|-------|-----------|--------|-------------|-------|-------|-------|-------------------------|-----|------|
| 70554 | HIST V18A | 75 | 8/19 12/18 | T R | 0900 | 1015 | Ward, Michael K. | 3 | WC |
| 71623 | PHIL V01 | 73 | 8/19 12/18 | T R | 1030 | 1145 | Mules, Ronald N. | 3 | WC |
| 71720 | PSY V25 | 76 | 8/19 12/18 | M W F | 1030 | 1120 | Capuano, Lucy | 3 | WC |
| 72235 | MATH V03 | 40 | 10/15 12/11 | MTWR | 1200 | 1415 | Anderson, Lisa W. | 10 | DC |
| 71580 | MATH V01 | 33 | 8/19 10/14 | MTWR | 1200 | 1415 | Anderson, Lisa W. | 10 | DC |
| 72161 | CD V03 | 70 | 8/19 12/18 | T | 1600 | 1850 | Loman, Nancy L. | 3 | WC |
| 70306 | HED V73 | 51 | 8/19 12/18 | R | 1800 | 2050 | McDonough, Mary E. | 3 | WC |
| 71703 | PHIL V04 | 69 | 8/19 12/18 | M | 1900 | 2150 | Horrock, Christopher N. | 3 | WC |

| | | | | |
|----------------------------|-----------|----------------------|--------------|------------------------------------|
| Utilization % Color Codes: | Red < 25% | Blue < 50% | Green < 90% | Gold >= 90% |
| Capacity: | 77 | Students (Banner) | Description: | Multidisciplinary Center East/West |
| Stations: | 77 | Students (Fusion) | Division: | |
| Max Student Hrs: | 5,390 | Capacity * 70 Hrs/Wk | Room Use: | 110 Classroom |
| Use Factor: | 53 | Hrs/Week | Size: | 1,685 Sq. Feet |
| Occ Factor: | 51 | Students/Hr | TOP Code: | 009900 |
| State Benchmark: | 2,720 | Student Hours/Wk | TOP Title: | General Assignment |

Number of Students by Time and Day

| Time | Mon | Tues | Wed | Thur | Fri | Sat | Week |
|-------------------------------|-----|------|-----|------|-----|-----|-------|
| 0700 | 0 | 0 | 0 | 0 | 0 | 0 | 0 |
| 0730 | 0 | 0 | 0 | 0 | 0 | 0 | 0 |
| 0800 | 26 | 26 | 26 | 26 | 0 | 0 | 104 |
| 0830 | 26 | 26 | 26 | 26 | 0 | 0 | 104 |
| 0900 | 26 | 26 | 26 | 26 | 0 | 0 | 104 |
| 0930 | 26 | 26 | 26 | 26 | 0 | 0 | 104 |
| 1000 | 0 | 0 | 0 | 0 | 0 | 0 | 0 |
| 1030 | 0 | 75 | 75 | 75 | 0 | 0 | 225 |
| 1100 | 0 | 75 | 75 | 75 | 0 | 0 | 225 |
| 1130 | 0 | 75 | 75 | 75 | 0 | 0 | 225 |
| 1200 | 0 | 75 | 75 | 75 | 0 | 0 | 225 |
| 1230 | 0 | 75 | 75 | 75 | 0 | 0 | 225 |
| 1300 | 0 | 75 | 75 | 75 | 0 | 0 | 225 |
| 1330 | 0 | 0 | 0 | 0 | 0 | 0 | 0 |
| 1400 | 0 | 0 | 0 | 0 | 0 | 0 | 0 |
| 1430 | 0 | 0 | 0 | 0 | 0 | 0 | 0 |
| 1500 | 0 | 0 | 0 | 0 | 0 | 0 | 0 |
| 1530 | 0 | 0 | 0 | 0 | 0 | 0 | 0 |
| 1600 | 0 | 0 | 0 | 0 | 0 | 0 | 0 |
| 1630 | 0 | 0 | 0 | 0 | 0 | 0 | 0 |
| 1700 | 0 | 0 | 0 | 0 | 0 | 0 | 0 |
| 1730 | 0 | 0 | 0 | 0 | 0 | 0 | 0 |
| 1800 | 0 | 0 | 0 | 0 | 0 | 0 | 0 |
| 1830 | 0 | 0 | 0 | 0 | 0 | 0 | 0 |
| 1900 | 0 | 0 | 0 | 0 | 0 | 0 | 0 |
| 1930 | 0 | 0 | 0 | 0 | 0 | 0 | 0 |
| 2000 | 0 | 0 | 0 | 0 | 0 | 0 | 0 |
| 2030 | 0 | 0 | 0 | 0 | 0 | 0 | 0 |
| 2100 | 0 | 0 | 0 | 0 | 0 | 0 | 0 |
| 2130 | 0 | 0 | 0 | 0 | 0 | 0 | 0 |
| Total Student Seat 1/2 Hours: | 104 | 554 | 554 | 554 | 0 | 0 | 1,766 |
| Total Student Seat Hours: | 52 | 277 | 277 | 277 | 0 | 0 | 883 |
| % Max Student Hrs: | 5% | 26% | 26% | 26% | 0% | 0% | 16% |
| % State Benchmark: | 10% | 51% | 51% | 51% | 0% | 0% | 32% |

| CRN | Course | Enroll | Dates | Days | BTime | ETime | Instructor | Hrs | Type |
|-------|----------|--------|-------|------|-------|-------|------------|------------------|------|
| 50632 | BUS V30 | 26 | 6/17 | 7/29 | MTWR | 0800 | 0950 | Palafax, John | 8 DC |
| 53681 | BIOL V01 | 75 | 6/18 | 7/24 | TWR | 1030 | 1320 | Algiers, Kamelia | 9 DC |

| | | | | |
|----------------------------|-----------|----------------------|--------------|------------------------------------|
| Utilization % Color Codes: | Red < 25% | Blue < 50% | Green < 90% | Gold >= 90% |
| Capacity: | 49 | Students (Banner) | Description: | Multidisciplinary Center East/West |
| Stations: | 49 | Students (Fusion) | Division: | |
| Max Student Hrs: | 3,430 | Capacity * 70 Hrs/Wk | Room Use: | 110 Classroom |
| Use Factor: | 53 | Hrs/Week | Size: | 1,000 Sq. Feet |
| Occ Factor: | 33 | Students/Hr | TOP Code: | 009900 |
| State Benchmark: | 1,731 | Student Hours/Wk | TOP Title: | General Assignment |

Number of Students by Time and Day

| Time | Mon | Tues | Wed | Thur | Fri | Sat | Week |
|-------------------------------|-----|------|------|------|-----|-----|-------|
| 0700 | 0 | 0 | 0 | 0 | 0 | 0 | 0 |
| 0730 | 24 | 0 | 24 | 0 | 0 | 0 | 48 |
| 0800 | 24 | 0 | 24 | 0 | 0 | 0 | 48 |
| 0830 | 24 | 0 | 24 | 0 | 0 | 0 | 48 |
| 0900 | 31 | 0 | 31 | 0 | 0 | 0 | 62 |
| 0930 | 31 | 0 | 31 | 0 | 0 | 0 | 62 |
| 1000 | 31 | 0 | 31 | 0 | 0 | 0 | 62 |
| 1030 | 47 | 33 | 47 | 33 | 0 | 0 | 160 |
| 1100 | 47 | 33 | 47 | 33 | 0 | 0 | 160 |
| 1130 | 47 | 33 | 47 | 33 | 0 | 0 | 160 |
| 1200 | 33 | 33 | 33 | 33 | 0 | 0 | 132 |
| 1230 | 33 | 33 | 33 | 33 | 0 | 0 | 132 |
| 1300 | 33 | 0 | 33 | 0 | 0 | 0 | 66 |
| 1330 | 30 | 0 | 30 | 0 | 0 | 0 | 60 |
| 1400 | 30 | 0 | 30 | 0 | 0 | 0 | 60 |
| 1430 | 30 | 0 | 30 | 0 | 0 | 0 | 60 |
| 1500 | 0 | 0 | 0 | 0 | 0 | 0 | 0 |
| 1530 | 0 | 0 | 0 | 0 | 0 | 0 | 0 |
| 1600 | 0 | 0 | 0 | 0 | 0 | 0 | 0 |
| 1630 | 0 | 0 | 0 | 0 | 0 | 0 | 0 |
| 1700 | 0 | 0 | 0 | 0 | 0 | 0 | 0 |
| 1730 | 0 | 0 | 0 | 0 | 0 | 0 | 0 |
| 1800 | 0 | 0 | 0 | 0 | 0 | 0 | 0 |
| 1830 | 0 | 0 | 0 | 0 | 0 | 0 | 0 |
| 1900 | 29 | 0 | 35 | 31 | 0 | 0 | 95 |
| 1930 | 29 | 0 | 35 | 31 | 0 | 0 | 95 |
| 2000 | 29 | 0 | 35 | 31 | 0 | 0 | 95 |
| 2030 | 29 | 0 | 35 | 31 | 0 | 0 | 95 |
| 2100 | 29 | 0 | 35 | 31 | 0 | 0 | 95 |
| 2130 | 29 | 0 | 35 | 31 | 0 | 0 | 95 |
| Total Student Seat 1/2 Hours: | 669 | 165 | 705 | 351 | 0 | 0 | 1,890 |
| Total Student Seat Hours: | 335 | 83 | 353 | 176 | 0 | 0 | 945 |
| % Max Student Hrs: | 49% | 12% | 51% | 26% | 0% | 0% | 28% |
| % State Benchmark: | 97% | 24% | 102% | 51% | 0% | 0% | 55% |

| CRN | Course | Enroll | Dates | Days | BTime | ETime | Instructor | Hrs | Type | |
|-------|----------|--------|-------|------|-------|-------|------------|--------------------------|------|----|
| 31156 | HED V93 | 24 | 1/6 | 5/19 | M W | 0730 | 0845 | Carey, David E. | 3 | WC |
| 31802 | HED V71 | 31 | 1/6 | 5/19 | M W | 0900 | 1015 | Carey, David E. | 3 | WC |
| 30126 | SPAN V02 | 33 | 1/6 | 5/19 | T R | 1030 | 1245 | Connolly, Christopher M. | 5 | WC |
| 33380 | POLS V01 | 47 | 1/6 | 5/19 | M W | 1030 | 1145 | McKoy, Corinna R. | 3 | WC |
| 33409 | POLS V05 | 33 | 1/6 | 5/19 | M W | 1200 | 1315 | McKoy, Corinna R. | 3 | WC |
| 31694 | COMM V01 | 30 | 1/6 | 5/19 | M W | 1330 | 1445 | Maritato, James F. | 3 | WC |
| 32681 | BUS V31 | 30 | 1/6 | 5/19 | R | 1900 | 2150 | Fallett, Franceen F. | 3 | WC |
| 31063 | SUP V94 | 1 | 1/6 | 5/19 | R | 1900 | 2150 | Fallett, Franceen F. | 3 | WC |
| 32228 | BUS V30 | 35 | 1/6 | 5/19 | W | 1900 | 2150 | Drake, Kenneth L. | 3 | WC |
| 32694 | SUP V93 | 1 | 1/6 | 5/19 | M | 1900 | 2150 | Fallett, Franceen F. | 3 | WC |
| 32691 | BUS V32 | 28 | 1/6 | 5/19 | M | 1900 | 2150 | Fallett, Franceen F. | 3 | WC |

| | | | | |
|----------------------------|-----------|----------------------|--------------|------------------------------------|
| Utilization % Color Codes: | Red < 25% | Blue < 50% | Green < 90% | Gold >= 90% |
| Capacity: | 49 | Students (Banner) | Description: | Multidisciplinary Center East/West |
| Stations: | 49 | Students (Fusion) | Division: | |
| Max Student Hrs: | 3,430 | Capacity * 70 Hrs/Wk | Room Use: | 110 Classroom |
| Use Factor: | 53 | Hrs/Week | Size: | 1,000 Sq. Feet |
| Occ Factor: | 33 | Students/Hr | TOP Code: | 009900 |
| State Benchmark: | 1,731 | Student Hours/Wk | TOP Title: | General Assignment |

| Number of Students by Time and Day | | | | | | | |
|------------------------------------|-----|------|-----|------|-----|-----|-------|
| Time | Mon | Tues | Wed | Thur | Fri | Sat | Week |
| 0700 | 0 | 0 | 0 | 0 | 0 | 0 | 0 |
| 0730 | 0 | 0 | 0 | 0 | 0 | 0 | 0 |
| 0800 | 0 | 0 | 0 | 0 | 0 | 0 | 0 |
| 0830 | 0 | 0 | 0 | 0 | 0 | 0 | 0 |
| 0900 | 30 | 32 | 30 | 32 | 0 | 0 | 124 |
| 0930 | 30 | 32 | 30 | 32 | 0 | 0 | 124 |
| 1000 | 30 | 32 | 30 | 32 | 0 | 0 | 124 |
| 1030 | 30 | 32 | 30 | 32 | 0 | 0 | 124 |
| 1100 | 30 | 32 | 30 | 32 | 0 | 0 | 124 |
| 1130 | 30 | 32 | 30 | 32 | 0 | 0 | 124 |
| 1200 | 32 | 30 | 32 | 30 | 0 | 0 | 124 |
| 1230 | 32 | 30 | 32 | 30 | 0 | 0 | 124 |
| 1300 | 32 | 30 | 32 | 30 | 0 | 0 | 124 |
| 1330 | 0 | 29 | 0 | 29 | 0 | 0 | 58 |
| 1400 | 0 | 29 | 0 | 29 | 0 | 0 | 58 |
| 1430 | 0 | 29 | 0 | 29 | 0 | 0 | 58 |
| 1500 | 0 | 29 | 0 | 29 | 0 | 0 | 58 |
| 1530 | 0 | 29 | 0 | 29 | 0 | 0 | 58 |
| 1600 | 31 | 0 | 0 | 0 | 0 | 0 | 31 |
| 1630 | 31 | 0 | 0 | 0 | 0 | 0 | 31 |
| 1700 | 31 | 0 | 0 | 0 | 0 | 0 | 31 |
| 1730 | 31 | 0 | 0 | 0 | 0 | 0 | 31 |
| 1800 | 31 | 22 | 0 | 0 | 0 | 0 | 53 |
| 1830 | 31 | 22 | 0 | 0 | 0 | 0 | 53 |
| 1900 | 0 | 22 | 43 | 15 | 0 | 0 | 80 |
| 1930 | 0 | 22 | 43 | 15 | 0 | 0 | 80 |
| 2000 | 0 | 22 | 43 | 15 | 0 | 0 | 80 |
| 2030 | 0 | 22 | 43 | 15 | 0 | 0 | 80 |
| 2100 | 0 | 0 | 43 | 15 | 0 | 0 | 58 |
| 2130 | 0 | 0 | 43 | 15 | 0 | 0 | 58 |
| Total Student Seat 1/2 Hours: | 462 | 559 | 534 | 517 | 0 | 0 | 2,072 |
| Total Student Seat Hours: | 231 | 280 | 267 | 259 | 0 | 0 | 1,036 |
| % Max Student Hrs: | 34% | 41% | 39% | 38% | 0% | 0% | 30% |
| % State Benchmark: | 67% | 81% | 77% | 75% | 0% | 0% | 60% |

| CRN | Course | Enroll | Dates | Days | BTime | ETime | Instructor | Hrs | Type |
|-------|-----------|--------|------------|------|-------|-------|---------------------------|-----|------|
| 71133 | COMM V01 | 32 | 8/19 12/18 | T R | 0900 | 1015 | Sloan Graham, Stacy | 3 | WC |
| 71125 | COMM V01 | 30 | 8/19 12/18 | M W | 0900 | 1015 | Sloan Graham, Stacy | 3 | WC |
| 71198 | COMM V01 | 32 | 8/19 12/18 | T R | 1030 | 1145 | Sloan Graham, Stacy | 3 | WC |
| 71136 | COMM V01 | 30 | 8/19 12/18 | M W | 1030 | 1145 | Sloan Graham, Stacy | 3 | WC |
| 70565 | COMM V15 | 30 | 8/19 12/18 | T R | 1200 | 1315 | Sloan Graham, Stacy | 3 | WC |
| 70610 | COMM V03 | 32 | 8/19 12/18 | M W | 1200 | 1315 | Sloan Graham, Stacy | 3 | WC |
| 71293 | SPAN V01 | 29 | 8/19 12/18 | T R | 1330 | 1545 | Harding Castillo, Sara J. | 5 | WC |
| 70691 | COMM V15 | 31 | 8/19 12/18 | M | 1600 | 1850 | Sloan Graham, Stacy | 3 | WC |
| 70937 | BUS V02 | 22 | 8/19 12/18 | T | 1800 | 2050 | Anderson, Mike A. | 3 | WC |
| 71619 | BIOT V30 | 6 | 8/19 12/18 | R | 1900 | 2150 | Huxley, Mary P. | 3 | WC |
| 70958 | BIOL V30 | 9 | 8/19 12/18 | R | 1900 | 2150 | Huxley, Mary P. | 3 | WC |
| 71664 | PHIL V03A | 43 | 8/19 12/18 | W | 1900 | 2150 | Bortolin, Kevin M. | 3 | WC |

| | | | | |
|----------------------------|-----------|----------------------|--------------|------------------------------------|
| Utilization % Color Codes: | Red < 25% | Blue < 50% | Green < 90% | Gold >= 90% |
| Capacity: | 49 | Students (Banner) | Description: | Multidisciplinary Center East/West |
| Stations: | 49 | Students (Fusion) | Division: | |
| Max Student Hrs: | 3,430 | Capacity * 70 Hrs/Wk | Room Use: | 110 Classroom |
| Use Factor: | 53 | Hrs/Week | Size: | 1,000 Sq. Feet |
| Occ Factor: | 33 | Students/Hr | TOP Code: | 009900 |
| State Benchmark: | 1,731 | Student Hours/Wk | TOP Title: | General Assignment |

Number of Students by Time and Day

| Time | Mon | Tues | Wed | Thur | Fri | Sat | Week |
|-------------------------------|-----|------|-----|------|-----|-----|-------|
| 0700 | 0 | 0 | 0 | 0 | 0 | 0 | 0 |
| 0730 | 0 | 0 | 0 | 0 | 0 | 0 | 0 |
| 0800 | 32 | 32 | 32 | 32 | 0 | 0 | 128 |
| 0830 | 32 | 32 | 32 | 32 | 0 | 0 | 128 |
| 0900 | 32 | 32 | 32 | 32 | 0 | 0 | 128 |
| 0930 | 32 | 32 | 32 | 32 | 0 | 0 | 128 |
| 1000 | 31 | 31 | 31 | 31 | 0 | 0 | 124 |
| 1030 | 31 | 31 | 31 | 31 | 0 | 0 | 124 |
| 1100 | 31 | 31 | 31 | 31 | 0 | 0 | 124 |
| 1130 | 31 | 31 | 31 | 31 | 0 | 0 | 124 |
| 1200 | 0 | 0 | 0 | 0 | 0 | 0 | 0 |
| 1230 | 0 | 0 | 0 | 0 | 0 | 0 | 0 |
| 1300 | 0 | 0 | 0 | 0 | 0 | 0 | 0 |
| 1330 | 0 | 0 | 0 | 0 | 0 | 0 | 0 |
| 1400 | 0 | 0 | 0 | 0 | 0 | 0 | 0 |
| 1430 | 21 | 21 | 0 | 21 | 0 | 0 | 63 |
| 1500 | 21 | 21 | 0 | 21 | 0 | 0 | 63 |
| 1530 | 21 | 21 | 0 | 21 | 0 | 0 | 63 |
| 1600 | 21 | 21 | 0 | 21 | 0 | 0 | 63 |
| 1630 | 21 | 21 | 0 | 21 | 0 | 0 | 63 |
| 1700 | 0 | 0 | 0 | 0 | 0 | 0 | 0 |
| 1730 | 0 | 0 | 0 | 0 | 0 | 0 | 0 |
| 1800 | 32 | 29 | 32 | 29 | 0 | 0 | 122 |
| 1830 | 32 | 29 | 32 | 29 | 0 | 0 | 122 |
| 1900 | 32 | 29 | 32 | 29 | 0 | 0 | 122 |
| 1930 | 32 | 29 | 32 | 29 | 0 | 0 | 122 |
| 2000 | 32 | 29 | 32 | 29 | 0 | 0 | 122 |
| 2030 | 32 | 29 | 32 | 29 | 0 | 0 | 122 |
| 2100 | 32 | 29 | 32 | 29 | 0 | 0 | 122 |
| 2130 | 32 | 29 | 32 | 29 | 0 | 0 | 122 |
| Total Student Seat 1/2 Hours: | 613 | 589 | 508 | 589 | 0 | 0 | 2,299 |
| Total Student Seat Hours: | 307 | 295 | 254 | 295 | 0 | 0 | 1,150 |
| % Max Student Hrs: | 45% | 43% | 37% | 43% | 0% | 0% | 34% |
| % State Benchmark: | 89% | 85% | 73% | 85% | 0% | 0% | 66% |

| CRN | Course | Enroll | Dates | Days | BTime | ETime | Instructor | Hrs | Type |
|-------|----------|--------|-----------|------|-------|-------|-----------------------|-----|------|
| 55470 | COMM V01 | 32 | 6/17 7/29 | MTWR | 0800 | 0950 | Sloan Graham, Stacy | 8 | DC |
| 55471 | COMM V15 | 31 | 6/17 7/29 | MTWR | 1000 | 1150 | Sloan Graham, Stacy | 8 | DC |
| 55620 | KIN V81 | 21 | 6/17 8/1 | MT R | 1430 | 1645 | Greenberg, Valerie M. | 8 | DC |
| 55478 | COMM V01 | 29 | 6/17 7/30 | T R | 1800 | 2150 | Amar, Gary J. | 8 | DC |
| 55482 | COMM V01 | 32 | 6/17 7/24 | M W | 1800 | 2150 | Amar, Gary J. | 8 | DC |

| | | | | |
|----------------------------|-----------|----------------------|--------------|------------------------------------|
| Utilization % Color Codes: | Red < 25% | Blue < 50% | Green < 90% | Gold >= 90% |
| Capacity: | 42 | Students (Banner) | Description: | Multidisciplinary Center East/West |
| Stations: | 42 | Students (Fusion) | Division: | |
| Max Student Hrs: | 2,940 | Capacity * 70 Hrs/Wk | Room Use: | 210 Class Lab |
| Use Factor: | 53 | Hrs/Week | Size: | 1,049 Sq. Feet |
| Occ Factor: | 28 | Students/Hr | TOP Code: | 079900 |
| State Benchmark: | 1,484 | Student Hours/Wk | TOP Title: | Other Information Technology |

| Number of Students by Time and Day | | | | | | | |
|------------------------------------|-----|------|-----|------|-----|-----|------|
| Time | Mon | Tues | Wed | Thur | Fri | Sat | Week |
| 0700 | 0 | 0 | 0 | 0 | 0 | 0 | 0 |
| 0730 | 0 | 0 | 0 | 0 | 0 | 0 | 0 |
| 0800 | 0 | 0 | 0 | 0 | 0 | 0 | 0 |
| 0830 | 0 | 0 | 0 | 0 | 0 | 0 | 0 |
| 0900 | 0 | 16 | 0 | 16 | 0 | 0 | 32 |
| 0930 | 0 | 16 | 0 | 16 | 0 | 0 | 32 |
| 1000 | 0 | 0 | 0 | 0 | 0 | 0 | 0 |
| 1030 | 14 | 0 | 14 | 0 | 0 | 0 | 28 |
| 1100 | 14 | 18 | 14 | 18 | 0 | 0 | 64 |
| 1130 | 14 | 18 | 14 | 18 | 0 | 0 | 64 |
| 1200 | 14 | 18 | 14 | 18 | 0 | 0 | 64 |
| 1230 | 0 | 18 | 0 | 18 | 0 | 0 | 36 |
| 1300 | 13 | 18 | 13 | 18 | 0 | 0 | 62 |
| 1330 | 13 | 0 | 13 | 0 | 0 | 0 | 26 |
| 1400 | 13 | 0 | 13 | 0 | 0 | 0 | 26 |
| 1430 | 13 | 0 | 13 | 0 | 0 | 0 | 26 |
| 1500 | 13 | 0 | 13 | 0 | 0 | 0 | 26 |
| 1530 | 0 | 0 | 0 | 0 | 0 | 0 | 0 |
| 1600 | 0 | 18 | 0 | 18 | 0 | 0 | 36 |
| 1630 | 0 | 18 | 0 | 18 | 0 | 0 | 36 |
| 1700 | 12 | 18 | 12 | 18 | 0 | 0 | 60 |
| 1730 | 12 | 18 | 12 | 18 | 0 | 0 | 60 |
| 1800 | 13 | 0 | 13 | 0 | 0 | 0 | 26 |
| 1830 | 13 | 0 | 13 | 0 | 0 | 0 | 26 |
| 1900 | 13 | 0 | 13 | 0 | 0 | 0 | 26 |
| 1930 | 13 | 0 | 13 | 0 | 0 | 0 | 26 |
| 2000 | 13 | 0 | 13 | 0 | 0 | 0 | 26 |
| 2030 | 0 | 0 | 0 | 0 | 0 | 0 | 0 |
| 2100 | 0 | 0 | 0 | 0 | 0 | 0 | 0 |
| 2130 | 0 | 0 | 0 | 0 | 0 | 0 | 0 |
| Total Student Seat 1/2 Hours: | 210 | 194 | 210 | 194 | 0 | 0 | 808 |
| Total Student Seat Hours: | 105 | 97 | 105 | 97 | 0 | 0 | 404 |
| % Max Student Hrs: | 18% | 16% | 18% | 16% | 0% | 0% | 14% |
| % State Benchmark: | 35% | 33% | 35% | 33% | 0% | 0% | 27% |


| CRN | Course | Enroll | Dates | Days | BTime | ETime | Instructor | Hrs | Type | |
|-------|-----------|--------|-------|------|-------|-------|------------|---------------------|------|----|
| 32467 | ARCH V10 | 16 | 1/6 | 5/19 | T R | 0900 | 0950 | Cormane, Curtis F. | 2 | WC |
| 32588 | DRFT V05A | 10 | 1/6 | 5/19 | M W | 1030 | 1220 | Fernandez, Ralph J. | 4 | WC |
| 32513 | ARCH V23 | 4 | 1/6 | 5/19 | M W | 1030 | 1220 | Fernandez, Ralph J. | 4 | WC |
| 32309 | ARCH V25 | 8 | 1/6 | 5/19 | T R | 1100 | 1315 | Fernandez, Ralph J. | 5 | WC |
| 31252 | DRFT V14A | 10 | 1/6 | 5/19 | T R | 1100 | 1315 | Fernandez, Ralph J. | 5 | WC |
| 32207 | DRFT V44 | 13 | 1/6 | 5/19 | M W | 1300 | 1515 | Fernandez, Ralph J. | 5 | WC |
| 32589 | DRFT V05A | 14 | 1/6 | 5/19 | T R | 1600 | 1750 | Fernandez, Ralph J. | 4 | WC |
| 32514 | ARCH V23 | 4 | 1/6 | 5/19 | T R | 1600 | 1750 | Fernandez, Ralph J. | 4 | WC |
| 36013 | ARCH V10 | 12 | 1/6 | 5/19 | M W | 1700 | 1750 | Cormane, Curtis F. | 2 | WC |
| 36981 | DRFT V43 | 13 | 1/6 | 5/19 | M W | 1800 | 2015 | Leduc, Tuan | 5 | WC |

| | | | | |
|----------------------------|-----------|----------------------|--------------|------------------------------------|
| Utilization % Color Codes: | Red < 25% | Blue < 50% | Green < 90% | Gold >= 90% |
| Capacity: | 42 | Students (Banner) | Description: | Multidisciplinary Center East/West |
| Stations: | 42 | Students (Fusion) | Division: | |
| Max Student Hrs: | 2,940 | Capacity * 70 Hrs/Wk | Room Use: | 210 Class Lab |
| Use Factor: | 53 | Hrs/Week | Size: | 1,049 Sq. Feet |
| Occ Factor: | 28 | Students/Hr | TOP Code: | 079900 |
| State Benchmark: | 1,484 | Student Hours/Wk | TOP Title: | Other Information Technology |

| Number of Students by Time and Day | | | | | | | |
|------------------------------------|-----|------|-----|------|-----|-----|------|
| Time | Mon | Tues | Wed | Thur | Fri | Sat | Week |
| 0700 | 0 | 0 | 0 | 0 | 0 | 0 | 0 |
| 0730 | 0 | 0 | 0 | 0 | 0 | 0 | 0 |
| 0800 | 0 | 0 | 0 | 0 | 0 | 0 | 0 |
| 0830 | 0 | 0 | 0 | 0 | 0 | 0 | 0 |
| 0900 | 0 | 32 | 0 | 32 | 0 | 0 | 64 |
| 0930 | 0 | 32 | 0 | 32 | 0 | 0 | 64 |
| 1000 | 0 | 0 | 0 | 0 | 0 | 0 | 0 |
| 1030 | 15 | 0 | 15 | 0 | 0 | 0 | 30 |
| 1100 | 15 | 0 | 15 | 0 | 0 | 0 | 30 |
| 1130 | 15 | 0 | 15 | 0 | 0 | 0 | 30 |
| 1200 | 15 | 0 | 15 | 0 | 0 | 0 | 30 |
| 1230 | 0 | 0 | 0 | 0 | 0 | 0 | 0 |
| 1300 | 15 | 0 | 15 | 0 | 0 | 0 | 30 |
| 1330 | 15 | 0 | 15 | 0 | 0 | 0 | 30 |
| 1400 | 15 | 0 | 15 | 0 | 0 | 0 | 30 |
| 1430 | 15 | 0 | 15 | 0 | 0 | 0 | 30 |
| 1500 | 15 | 0 | 15 | 0 | 0 | 0 | 30 |
| 1530 | 0 | 0 | 0 | 0 | 0 | 0 | 0 |
| 1600 | 0 | 25 | 0 | 25 | 0 | 0 | 50 |
| 1630 | 0 | 25 | 0 | 25 | 0 | 0 | 50 |
| 1700 | 15 | 25 | 15 | 25 | 0 | 0 | 80 |
| 1730 | 15 | 25 | 15 | 25 | 0 | 0 | 80 |
| 1800 | 13 | 0 | 13 | 0 | 0 | 0 | 26 |
| 1830 | 13 | 0 | 13 | 0 | 0 | 0 | 26 |
| 1900 | 13 | 0 | 13 | 0 | 0 | 0 | 26 |
| 1930 | 13 | 0 | 13 | 0 | 0 | 0 | 26 |
| 2000 | 13 | 0 | 13 | 0 | 0 | 0 | 26 |
| 2030 | 0 | 0 | 0 | 0 | 0 | 0 | 0 |
| 2100 | 0 | 0 | 0 | 0 | 0 | 0 | 0 |
| 2130 | 0 | 0 | 0 | 0 | 0 | 0 | 0 |
| Total Student Seat 1/2 Hours: | 230 | 164 | 230 | 164 | 0 | 0 | 788 |
| Total Student Seat Hours: | 115 | 82 | 115 | 82 | 0 | 0 | 394 |
| % Max Student Hrs: | 20% | 14% | 20% | 14% | 0% | 0% | 13% |
| % State Benchmark: | 39% | 28% | 39% | 28% | 0% | 0% | 27% |

| CRN | Course | Enroll | Dates | Days | BTime | ETime | Instructor | Hrs | Type |
|-------|-----------|--------|------------|------|-------|-------|---------------------|-----|------|
| 75362 | ARCH V10 | 32 | 8/19 12/18 | T R | 0900 | 0950 | Cormane, Curtis F. | 2 | WC |
| 70791 | DRFT V05A | 6 | 8/19 12/18 | M W | 1030 | 1220 | Fernandez, Ralph J. | 4 | WC |
| 70677 | ARCH V23 | 9 | 8/19 12/18 | M W | 1030 | 1220 | Fernandez, Ralph J. | 4 | WC |
| 70326 | DRFT V42 | 15 | 8/19 12/18 | M W | 1300 | 1515 | Fernandez, Ralph J. | 5 | WC |
| 70801 | DRFT V05A | 14 | 8/19 12/18 | T R | 1600 | 1750 | Fernandez, Ralph J. | 4 | WC |
| 70690 | ARCH V23 | 11 | 8/19 12/18 | T R | 1600 | 1750 | Fernandez, Ralph J. | 4 | WC |
| 70656 | ARCH V10 | 15 | 8/19 12/18 | M W | 1700 | 1750 | Cormane, Curtis F. | 2 | WC |
| 72228 | DRFT V44 | 13 | 8/19 12/18 | M W | 1800 | 2015 | Leduc, Tuan | 5 | WC |

Utilization % Color Codes:




| | | | | | |
|------------------|-------|----------------------|--------------|---|-----------|
| Capacity: | 24 | Students (Banner) | Description: | Multidisciplinary Center East/West | |
| Stations: | 24 | Students (Fusion) | Division: | | |
| Max Student Hrs: | 1,680 | Capacity * 70 Hrs/Wk | Room Use: | 110 | Classroom |
| Use Factor: | 53 | Hrs/Week | Size: | 2,110 | Sq. Feet |
| Occ Factor: | 16 | Students/Hr | TOP Code: | 020100 | |
| State Benchmark: | 848 | Student Hours/Wk | TOP Title: | Architecture and Architectural Technology | |

Number of Students by Time and Day

| Time | Mon | Tues | Wed | Thur | Fri | Sat | Week |
|-------------------------------|-----|------|-----|------|-----|-----|------|
| 0700 | 0 | 0 | 0 | 0 | 0 | 0 | 0 |
| 0730 | 0 | 0 | 0 | 0 | 0 | 0 | 0 |
| 0800 | 0 | 0 | 0 | 0 | 0 | 0 | 0 |
| 0830 | 0 | 18 | 0 | 18 | 0 | 0 | 36 |
| 0900 | 0 | 18 | 0 | 18 | 0 | 0 | 36 |
| 0930 | 0 | 18 | 0 | 18 | 0 | 0 | 36 |
| 1000 | 0 | 18 | 0 | 18 | 0 | 0 | 36 |
| 1030 | 0 | 18 | 0 | 18 | 0 | 0 | 36 |
| 1100 | 0 | 0 | 0 | 0 | 0 | 0 | 0 |
| 1130 | 0 | 0 | 0 | 0 | 0 | 0 | 0 |
| 1200 | 0 | 0 | 0 | 0 | 0 | 0 | 0 |
| 1230 | 0 | 0 | 0 | 0 | 0 | 0 | 0 |
| 1300 | 0 | 0 | 0 | 0 | 0 | 0 | 0 |
| 1330 | 0 | 0 | 0 | 0 | 0 | 0 | 0 |
| 1400 | 0 | 0 | 0 | 0 | 0 | 0 | 0 |
| 1430 | 0 | 0 | 0 | 0 | 0 | 0 | 0 |
| 1500 | 0 | 0 | 0 | 0 | 0 | 0 | 0 |
| 1530 | 0 | 0 | 0 | 0 | 0 | 0 | 0 |
| 1600 | 17 | 0 | 17 | 0 | 0 | 0 | 34 |
| 1630 | 17 | 0 | 17 | 0 | 0 | 0 | 34 |
| 1700 | 17 | 0 | 17 | 0 | 0 | 0 | 34 |
| 1730 | 17 | 0 | 17 | 0 | 0 | 0 | 34 |
| 1800 | 17 | 10 | 17 | 10 | 0 | 0 | 54 |
| 1830 | 19 | 10 | 19 | 10 | 0 | 0 | 58 |
| 1900 | 19 | 10 | 19 | 10 | 0 | 0 | 58 |
| 1930 | 19 | 10 | 19 | 10 | 0 | 0 | 58 |
| 2000 | 19 | 10 | 19 | 10 | 0 | 0 | 58 |
| 2030 | 19 | 0 | 19 | 0 | 0 | 0 | 38 |
| 2100 | 19 | 0 | 19 | 0 | 0 | 0 | 38 |
| 2130 | 0 | 0 | 0 | 0 | 0 | 0 | 0 |
| Total Student Seat 1/2 Hours: | 199 | 140 | 199 | 140 | 0 | 0 | 678 |
| Total Student Seat Hours: | 100 | 70 | 100 | 70 | 0 | 0 | 339 |
| % Max Student Hrs: | 30% | 21% | 30% | 21% | 0% | 0% | 20% |
| % State Benchmark: | 59% | 41% | 59% | 41% | 0% | 0% | 40% |

| CRN | Course | Enroll | Dates | Days | BTime | ETime | Instructor | Hrs | Type |
|-------|----------|--------|-------|------|-------|-------|------------|---------------------|------|
| 36330 | ARCH V31 | 6 | 1/6 | 5/19 | T R | 0830 | 1045 | Fernandez, Ralph J. | 5 WC |
| 31145 | ARCH V32 | 12 | 1/6 | 5/19 | T R | 0830 | 1045 | Fernandez, Ralph J. | 5 WC |
| 30323 | ARCH V21 | 6 | 1/6 | 5/19 | M W | 1600 | 1815 | Deitch, Nicholas A. | 5 WC |
| 31744 | ARCH V22 | 11 | 1/6 | 5/19 | M W | 1600 | 1815 | Deitch, Nicholas A. | 5 WC |
| 36956 | DRFT V42 | 10 | 1/6 | 5/19 | T R | 1800 | 2015 | Terada, Chiiho | 5 WC |
| 30324 | ARCH V40 | 3 | 1/6 | 5/19 | M W | 1830 | 2120 | Cormane, Curtis F. | 6 WC |
| 31677 | ARCH V41 | 16 | 1/6 | 5/19 | M W | 1830 | 2120 | Cormane, Curtis F. | 6 WC |

Utilization % Color Codes:




| | | | | | |
|------------------|-------|----------------------|--------------|---|-----------|
| Capacity: | 24 | Students (Banner) | Description: | Multidisciplinary Center East/West | |
| Stations: | 24 | Students (Fusion) | Division: | | |
| Max Student Hrs: | 1,680 | Capacity * 70 Hrs/Wk | Room Use: | 110 | Classroom |
| Use Factor: | 53 | Hrs/Week | Size: | 2,110 | Sq. Feet |
| Occ Factor: | 16 | Students/Hr | TOP Code: | 020100 | |
| State Benchmark: | 848 | Student Hours/Wk | TOP Title: | Architecture and Architectural Technology | |

Number of Students by Time and Day

| Time | Mon | Tues | Wed | Thur | Fri | Sat | Week |
|-------------------------------|-----|------|-----|------|-----|-----|------|
| 0700 | 0 | 0 | 0 | 0 | 0 | 0 | 0 |
| 0730 | 0 | 0 | 0 | 0 | 0 | 0 | 0 |
| 0800 | 0 | 0 | 0 | 0 | 0 | 0 | 0 |
| 0830 | 0 | 11 | 0 | 11 | 0 | 0 | 22 |
| 0900 | 0 | 11 | 0 | 11 | 0 | 0 | 22 |
| 0930 | 0 | 11 | 0 | 11 | 0 | 0 | 22 |
| 1000 | 0 | 11 | 0 | 11 | 0 | 0 | 22 |
| 1030 | 0 | 11 | 0 | 11 | 0 | 0 | 22 |
| 1100 | 0 | 0 | 0 | 0 | 0 | 0 | 0 |
| 1130 | 0 | 0 | 0 | 0 | 0 | 0 | 0 |
| 1200 | 0 | 0 | 0 | 0 | 0 | 0 | 0 |
| 1230 | 0 | 0 | 0 | 0 | 0 | 0 | 0 |
| 1300 | 0 | 0 | 0 | 0 | 0 | 0 | 0 |
| 1330 | 0 | 0 | 0 | 0 | 0 | 0 | 0 |
| 1400 | 0 | 0 | 0 | 0 | 0 | 0 | 0 |
| 1430 | 0 | 0 | 0 | 0 | 0 | 0 | 0 |
| 1500 | 0 | 0 | 0 | 0 | 0 | 0 | 0 |
| 1530 | 0 | 0 | 0 | 0 | 0 | 0 | 0 |
| 1600 | 12 | 0 | 12 | 0 | 0 | 0 | 24 |
| 1630 | 12 | 0 | 12 | 0 | 0 | 0 | 24 |
| 1700 | 12 | 0 | 12 | 0 | 0 | 0 | 24 |
| 1730 | 12 | 0 | 12 | 0 | 0 | 0 | 24 |
| 1800 | 12 | 0 | 12 | 0 | 0 | 0 | 24 |
| 1830 | 10 | 0 | 10 | 0 | 0 | 0 | 20 |
| 1900 | 10 | 0 | 10 | 0 | 0 | 0 | 20 |
| 1930 | 10 | 0 | 10 | 0 | 0 | 0 | 20 |
| 2000 | 10 | 0 | 10 | 0 | 0 | 0 | 20 |
| 2030 | 10 | 0 | 10 | 0 | 0 | 0 | 20 |
| 2100 | 10 | 0 | 10 | 0 | 0 | 0 | 20 |
| 2130 | 0 | 0 | 0 | 0 | 0 | 0 | 0 |
| Total Student Seat 1/2 Hours: | 120 | 55 | 120 | 55 | 0 | 0 | 350 |
| Total Student Seat Hours: | 60 | 28 | 60 | 28 | 0 | 0 | 175 |
| % Max Student Hrs: | 18% | 8% | 18% | 8% | 0% | 0% | 10% |
| % State Benchmark: | 35% | 16% | 35% | 16% | 0% | 0% | 21% |

| CRN | Course | Enroll | Dates | Days | BTime | ETime | Instructor | Hrs | Type |
|-------|----------|--------|------------|------|-------|-------|---------------------|-----|------|
| 70704 | ARCH V31 | 11 | 8/19 12/18 | T R | 0830 | 1045 | Fernandez, Ralph J. | 5 | WC |
| 70661 | ARCH V21 | 12 | 8/19 12/18 | M W | 1600 | 1815 | Deitch, Nicholas A. | 5 | WC |
| 70720 | ARCH V40 | 10 | 8/19 12/18 | M W | 1830 | 2120 | Cormane, Curtis F. | 6 | WC |

Utilization % Color Codes:




| | | | | | |
|------------------|-------|----------------------|--------------|---|-----------|
| Capacity: | 24 | Students (Banner) | Description: | Multidisciplinary Center East/West | |
| Stations: | 24 | Students (Fusion) | Division: | | |
| Max Student Hrs: | 1,680 | Capacity * 70 Hrs/Wk | Room Use: | 110 | Classroom |
| Use Factor: | 53 | Hrs/Week | Size: | 1,957 | Sq. Feet |
| Occ Factor: | 16 | Students/Hr | TOP Code: | 020100 | |
| State Benchmark: | 848 | Student Hours/Wk | TOP Title: | Architecture and Architectural Technology | |

Number of Students by Time and Day

| Time | Mon | Tues | Wed | Thur | Fri | Sat | Week |
|-------------------------------|-----|------|-----|------|-----|-----|------|
| 0700 | 0 | 0 | 0 | 0 | 0 | 0 | 0 |
| 0730 | 0 | 0 | 0 | 0 | 0 | 0 | 0 |
| 0800 | 13 | 0 | 13 | 0 | 0 | 0 | 26 |
| 0830 | 13 | 0 | 13 | 0 | 0 | 0 | 26 |
| 0900 | 13 | 0 | 13 | 0 | 0 | 0 | 26 |
| 0930 | 13 | 0 | 13 | 0 | 0 | 0 | 26 |
| 1000 | 13 | 0 | 13 | 0 | 0 | 0 | 26 |
| 1030 | 0 | 0 | 0 | 0 | 0 | 0 | 0 |
| 1100 | 0 | 0 | 0 | 0 | 0 | 0 | 0 |
| 1130 | 0 | 0 | 0 | 0 | 0 | 0 | 0 |
| 1200 | 0 | 0 | 0 | 0 | 0 | 0 | 0 |
| 1230 | 0 | 0 | 0 | 0 | 0 | 0 | 0 |
| 1300 | 0 | 16 | 0 | 16 | 0 | 0 | 32 |
| 1330 | 0 | 16 | 0 | 16 | 0 | 0 | 32 |
| 1400 | 0 | 16 | 0 | 16 | 0 | 0 | 32 |
| 1430 | 0 | 16 | 0 | 16 | 0 | 0 | 32 |
| 1500 | 23 | 16 | 23 | 16 | 0 | 0 | 78 |
| 1530 | 23 | 0 | 23 | 0 | 0 | 0 | 46 |
| 1600 | 23 | 26 | 23 | 26 | 0 | 0 | 98 |
| 1630 | 23 | 26 | 23 | 26 | 0 | 0 | 98 |
| 1700 | 23 | 26 | 23 | 26 | 0 | 0 | 98 |
| 1730 | 0 | 0 | 0 | 0 | 0 | 0 | 0 |
| 1800 | 12 | 13 | 12 | 13 | 0 | 0 | 50 |
| 1830 | 12 | 13 | 12 | 13 | 0 | 0 | 50 |
| 1900 | 12 | 13 | 12 | 13 | 0 | 0 | 50 |
| 1930 | 12 | 13 | 12 | 13 | 0 | 0 | 50 |
| 2000 | 12 | 13 | 12 | 13 | 0 | 0 | 50 |
| 2030 | 0 | 0 | 0 | 0 | 0 | 0 | 0 |
| 2100 | 0 | 0 | 0 | 0 | 0 | 0 | 0 |
| 2130 | 0 | 0 | 0 | 0 | 0 | 0 | 0 |
| Total Student Seat 1/2 Hours: | 240 | 223 | 240 | 223 | 0 | 0 | 926 |
| Total Student Seat Hours: | 120 | 112 | 120 | 112 | 0 | 0 | 463 |
| % Max Student Hrs: | 36% | 33% | 36% | 33% | 0% | 0% | 28% |
| % State Benchmark: | 71% | 66% | 71% | 66% | 0% | 0% | 55% |

| CRN | Course | Enroll | Dates | Days | BTime | ETime | Instructor | Hrs | Type | |
|-------|-----------|--------|-------|------|-------|-------|------------|---------------------|------|----|
| 32576 | DRFT V03 | 13 | 1/6 | 5/19 | M W | 0800 | 1015 | Fernandez, Ralph J. | 5 | WC |
| 32582 | DRFT V03 | 16 | 1/6 | 5/19 | T R | 1300 | 1515 | Rabe, P Scot | 5 | WC |
| 33169 | ENGR V02 | 23 | 1/6 | 5/19 | M W | 1500 | 1715 | Howard, Claudio A. | 5 | WC |
| 31479 | WEL V02 | 20 | 1/6 | 5/19 | T R | 1600 | 1715 | Rabe, P Scot | 3 | WC |
| 30739 | DRFT V02A | 6 | 1/6 | 5/19 | T R | 1600 | 1715 | Rabe, P Scot | 3 | WC |
| 32380 | DRFT V50 | 13 | 1/6 | 5/19 | T R | 1800 | 2015 | Rabe, P Scot | 5 | WC |
| 32584 | DRFT V03 | 12 | 1/6 | 5/19 | M W | 1800 | 2015 | Terada, Chiiho | 5 | WC |

Utilization % Color Codes:



| | | | | | |
|------------------|-------|----------------------|--------------|---|-----------|
| Capacity: | 24 | Students (Banner) | Description: | Multidisciplinary Center East/West | |
| Stations: | 24 | Students (Fusion) | Division: | | |
| Max Student Hrs: | 1,680 | Capacity * 70 Hrs/Wk | Room Use: | 110 | Classroom |
| Use Factor: | 53 | Hrs/Week | Size: | 1,957 | Sq. Feet |
| Occ Factor: | 16 | Students/Hr | TOP Code: | 020100 | |
| State Benchmark: | 848 | Student Hours/Wk | TOP Title: | Architecture and Architectural Technology | |

Number of Students by Time and Day

| Time | Mon | Tues | Wed | Thur | Fri | Sat | Week |
|-------------------------------|-----|------|-----|------|-----|-----|------|
| 0700 | 0 | 0 | 0 | 0 | 0 | 0 | 0 |
| 0730 | 0 | 0 | 0 | 0 | 0 | 0 | 0 |
| 0800 | 14 | 0 | 14 | 0 | 0 | 0 | 28 |
| 0830 | 14 | 0 | 14 | 0 | 0 | 0 | 28 |
| 0900 | 14 | 0 | 14 | 0 | 0 | 0 | 28 |
| 0930 | 14 | 0 | 14 | 0 | 0 | 0 | 28 |
| 1000 | 14 | 0 | 14 | 0 | 0 | 0 | 28 |
| 1030 | 0 | 0 | 0 | 0 | 0 | 0 | 0 |
| 1100 | 0 | 0 | 0 | 0 | 0 | 0 | 0 |
| 1130 | 0 | 0 | 0 | 0 | 0 | 0 | 0 |
| 1200 | 0 | 0 | 0 | 0 | 0 | 0 | 0 |
| 1230 | 0 | 0 | 0 | 0 | 0 | 0 | 0 |
| 1300 | 0 | 20 | 0 | 20 | 0 | 0 | 40 |
| 1330 | 0 | 20 | 0 | 20 | 0 | 0 | 40 |
| 1400 | 0 | 20 | 0 | 20 | 0 | 0 | 40 |
| 1430 | 0 | 20 | 0 | 20 | 0 | 0 | 40 |
| 1500 | 22 | 20 | 22 | 20 | 0 | 0 | 84 |
| 1530 | 22 | 0 | 22 | 0 | 0 | 0 | 44 |
| 1600 | 22 | 38 | 22 | 38 | 0 | 0 | 120 |
| 1630 | 22 | 38 | 22 | 38 | 0 | 0 | 120 |
| 1700 | 22 | 38 | 22 | 38 | 0 | 0 | 120 |
| 1730 | 0 | 0 | 0 | 0 | 0 | 0 | 0 |
| 1800 | 0 | 12 | 0 | 12 | 0 | 0 | 24 |
| 1830 | 0 | 12 | 0 | 12 | 0 | 0 | 24 |
| 1900 | 0 | 12 | 0 | 12 | 0 | 0 | 24 |
| 1930 | 0 | 12 | 0 | 12 | 0 | 0 | 24 |
| 2000 | 0 | 12 | 0 | 12 | 0 | 0 | 24 |
| 2030 | 0 | 0 | 0 | 0 | 0 | 0 | 0 |
| 2100 | 0 | 0 | 0 | 0 | 0 | 0 | 0 |
| 2130 | 0 | 0 | 0 | 0 | 0 | 0 | 0 |
| Total Student Seat 1/2 Hours: | 180 | 274 | 180 | 274 | 0 | 0 | 908 |
| Total Student Seat Hours: | 90 | 137 | 90 | 137 | 0 | 0 | 454 |
| % Max Student Hrs: | 27% | 41% | 27% | 41% | 0% | 0% | 27% |
| % State Benchmark: | 53% | 81% | 53% | 81% | 0% | 0% | 54% |

| CRN | Course | Enroll | Dates | Days | BTime | ETime | Instructor | Hrs | Type |
|-------|-----------|--------|------------|------|-------|-------|---------------------|-----|------|
| 70773 | DRFT V03 | 14 | 8/19 12/18 | M W | 0800 | 1015 | Fernandez, Ralph J. | 5 | WC |
| 70776 | DRFT V03 | 20 | 8/19 12/18 | T R | 1300 | 1515 | Rabe, P Scot | 5 | WC |
| 70278 | ENGR V02 | 22 | 8/19 12/18 | M W | 1500 | 1715 | Millea, Michelle T. | 5 | WC |
| 72168 | WEL V02 | 27 | 8/19 12/18 | T R | 1600 | 1715 | Rabe, P Scot | 3 | WC |
| 72021 | DRFT V02A | 11 | 8/19 12/18 | T R | 1600 | 1715 | Rabe, P Scot | 3 | WC |
| 76758 | DRFT V43 | 12 | 8/19 12/18 | T R | 1800 | 2015 | Terada, Chiiho | 5 | WC |

| | | | | |
|----------------------------|-----------|----------------------|--------------|------------------------------------|
| Utilization % Color Codes: | Red < 25% | Blue < 50% | Green < 90% | Gold >= 90% |
| Capacity: | 33 | Students (Banner) | Description: | Multidisciplinary Center East/West |
| Stations: | 33 | Students (Fusion) | Division: | |
| Max Student Hrs: | 2,310 | Capacity * 70 Hrs/Wk | Room Use: | 110 Classroom |
| Use Factor: | 53 | Hrs/Week | Size: | 910 Sq. Feet |
| Occ Factor: | 22 | Students/Hr | TOP Code: | 009900 |
| State Benchmark: | 1,166 | Student Hours/Wk | TOP Title: | General Assignment |

Number of Students by Time and Day

| Time | Mon | Tues | Wed | Thur | Fri | Sat | Week |
|-------------------------------|------|------|-----|------|-----|-----|-------|
| 0700 | 0 | 0 | 0 | 0 | 0 | 0 | 0 |
| 0730 | 0 | 0 | 0 | 0 | 0 | 0 | 0 |
| 0800 | 61 | 61 | 61 | 0 | 61 | 0 | 244 |
| 0830 | 61 | 61 | 61 | 0 | 61 | 0 | 244 |
| 0900 | 61 | 61 | 61 | 0 | 61 | 0 | 244 |
| 0930 | 61 | 61 | 61 | 0 | 61 | 0 | 244 |
| 1000 | 61 | 61 | 61 | 0 | 61 | 0 | 244 |
| 1030 | 0 | 0 | 0 | 0 | 0 | 0 | 0 |
| 1100 | 0 | 0 | 0 | 0 | 0 | 0 | 0 |
| 1130 | 27 | 0 | 27 | 0 | 0 | 0 | 54 |
| 1200 | 27 | 0 | 27 | 0 | 0 | 0 | 54 |
| 1230 | 27 | 29 | 27 | 0 | 0 | 0 | 83 |
| 1300 | 0 | 29 | 0 | 0 | 0 | 0 | 29 |
| 1330 | 30 | 29 | 0 | 0 | 0 | 0 | 59 |
| 1400 | 30 | 29 | 0 | 0 | 0 | 0 | 59 |
| 1430 | 30 | 29 | 0 | 0 | 0 | 0 | 59 |
| 1500 | 30 | 0 | 0 | 0 | 0 | 0 | 30 |
| 1530 | 30 | 0 | 0 | 0 | 0 | 0 | 30 |
| 1600 | 0 | 0 | 0 | 0 | 0 | 0 | 0 |
| 1630 | 0 | 27 | 0 | 0 | 0 | 0 | 27 |
| 1700 | 0 | 27 | 0 | 0 | 0 | 0 | 27 |
| 1730 | 0 | 27 | 0 | 0 | 0 | 0 | 27 |
| 1800 | 0 | 0 | 0 | 0 | 0 | 0 | 0 |
| 1830 | 26 | 0 | 0 | 0 | 0 | 0 | 26 |
| 1900 | 26 | 0 | 0 | 0 | 0 | 0 | 26 |
| 1930 | 26 | 0 | 0 | 0 | 0 | 0 | 26 |
| 2000 | 26 | 0 | 0 | 0 | 0 | 0 | 26 |
| 2030 | 26 | 0 | 0 | 0 | 0 | 0 | 26 |
| 2100 | 26 | 0 | 0 | 0 | 0 | 0 | 26 |
| 2130 | 26 | 0 | 0 | 0 | 0 | 0 | 26 |
| Total Student Seat 1/2 Hours: | 718 | 531 | 386 | 0 | 305 | 0 | 1,940 |
| Total Student Seat Hours: | 359 | 266 | 193 | 0 | 153 | 0 | 970 |
| % Max Student Hrs: | 78% | 57% | 42% | 0% | 33% | 0% | 42% |
| % State Benchmark: | 154% | 114% | 83% | 0% | 65% | 0% | 83% |

| CRN | Course | Enroll | Dates | Days | BTime | ETime | Instructor | Hrs | Type |
|-------|-----------|--------|-------|------|-------|-------|------------|--------------------|-------|
| 31471 | MATH V01 | 30 | 1/6 | 3/7 | MTW F | 0800 | 1025 | Anderson, Lisa W. | 11 DC |
| 30571 | MATH V03 | 31 | 3/10 | 5/9 | MTW F | 0800 | 1025 | Anderson, Lisa W. | 11 DC |
| 31878 | ENGL V01B | 27 | 1/6 | 5/19 | M W | 1130 | 1245 | Lukomski, Wendy A. | 3 WC |
| 30431 | ENGL V02 | 29 | 1/6 | 5/19 | T | 1230 | 1445 | Ventura, Deborah | 3 WC |
| 30473 | ENGL V02 | 30 | 1/6 | 5/19 | M | 1330 | 1545 | Ventura, Deborah | 3 WC |
| 31440 | ENGL V01A | 27 | 1/6 | 5/19 | T | 1630 | 1745 | Ramirez, Marie F. | 2 IU |
| 31503 | AUTO V10 | 26 | 1/6 | 5/19 | M | 1830 | 2150 | Doyle, James H. | 4 WC |

| | | | | |
|----------------------------|-----------|----------------------|--------------|------------------------------------|
| Utilization % Color Codes: | Red < 25% | Blue < 50% | Green < 90% | Gold >= 90% |
| Capacity: | 33 | Students (Banner) | Description: | Multidisciplinary Center East/West |
| Stations: | 33 | Students (Fusion) | Division: | |
| Max Student Hrs: | 2,310 | Capacity * 70 Hrs/Wk | Room Use: | 110 Classroom |
| Use Factor: | 53 | Hrs/Week | Size: | 910 Sq. Feet |
| Occ Factor: | 22 | Students/Hr | TOP Code: | 009900 |
| State Benchmark: | 1,166 | Student Hours/Wk | TOP Title: | General Assignment |

Number of Students by Time and Day

| Time | Mon | Tues | Wed | Thur | Fri | Sat | Week |
|-------------------------------|-----|------|-----|------|-----|-----|------|
| 0700 | 0 | 0 | 0 | 0 | 0 | 0 | 0 |
| 0730 | 0 | 0 | 0 | 0 | 0 | 0 | 0 |
| 0800 | 0 | 0 | 0 | 0 | 0 | 0 | 0 |
| 0830 | 0 | 0 | 0 | 0 | 0 | 0 | 0 |
| 0900 | 0 | 0 | 0 | 0 | 0 | 0 | 0 |
| 0930 | 33 | 0 | 31 | 0 | 0 | 0 | 64 |
| 1000 | 33 | 0 | 31 | 0 | 0 | 0 | 64 |
| 1030 | 0 | 0 | 0 | 0 | 0 | 0 | 0 |
| 1100 | 0 | 0 | 0 | 0 | 0 | 0 | 0 |
| 1130 | 0 | 0 | 0 | 0 | 0 | 0 | 0 |
| 1200 | 0 | 0 | 0 | 0 | 0 | 0 | 0 |
| 1230 | 0 | 31 | 0 | 0 | 0 | 0 | 31 |
| 1300 | 0 | 31 | 0 | 0 | 0 | 0 | 31 |
| 1330 | 28 | 31 | 28 | 0 | 0 | 0 | 87 |
| 1400 | 28 | 31 | 28 | 0 | 0 | 0 | 87 |
| 1430 | 28 | 31 | 28 | 0 | 0 | 0 | 87 |
| 1500 | 28 | 27 | 28 | 0 | 0 | 0 | 83 |
| 1530 | 28 | 27 | 28 | 0 | 0 | 0 | 83 |
| 1600 | 0 | 27 | 0 | 0 | 0 | 0 | 27 |
| 1630 | 0 | 27 | 0 | 0 | 0 | 0 | 27 |
| 1700 | 0 | 27 | 0 | 0 | 0 | 0 | 27 |
| 1730 | 0 | 27 | 0 | 0 | 0 | 0 | 27 |
| 1800 | 0 | 0 | 0 | 0 | 0 | 0 | 0 |
| 1830 | 0 | 0 | 0 | 0 | 0 | 0 | 0 |
| 1900 | 0 | 0 | 0 | 0 | 0 | 0 | 0 |
| 1930 | 0 | 0 | 0 | 0 | 0 | 0 | 0 |
| 2000 | 0 | 0 | 0 | 0 | 0 | 0 | 0 |
| 2030 | 0 | 0 | 0 | 0 | 0 | 0 | 0 |
| 2100 | 0 | 0 | 0 | 0 | 0 | 0 | 0 |
| 2130 | 0 | 0 | 0 | 0 | 0 | 0 | 0 |
| Total Student Seat 1/2 Hours: | 206 | 317 | 202 | 0 | 0 | 0 | 725 |
| Total Student Seat Hours: | 103 | 159 | 101 | 0 | 0 | 0 | 363 |
| % Max Student Hrs: | 22% | 34% | 22% | 0% | 0% | 0% | 16% |
| % State Benchmark: | 44% | 68% | 43% | 0% | 0% | 0% | 31% |

| CRN | Course | Enroll | Dates | Days | BTime | ETime | Instructor | Hrs | Type |
|-------|-----------|--------|------------|------|-------|-------|--------------------|-----|------|
| 71605 | ENGL V01A | 31 | 8/19 12/18 | W | 0930 | 1020 | Martinsen, Eric L. | 1 | IU |
| 71532 | ENGL V01A | 33 | 8/19 12/18 | M | 0930 | 1020 | Martinsen, Eric L. | 1 | IU |
| 70118 | ENGL V02 | 31 | 8/19 12/18 | T | 1230 | 1445 | Ventura, Deborah | 3 | WC |
| 72349 | ENGL V01A | 28 | 8/19 12/18 | M W | 1330 | 1545 | Lukomski, Wendy A. | 5 | WC |
| 70148 | ENGL V01B | 27 | 8/19 12/18 | T | 1500 | 1750 | Ventura, Deborah | 3 | WC |

| | | | | |
|----------------------------|-----------|----------------------|--------------|------------------------------------|
| Utilization % Color Codes: | Red < 25% | Blue < 50% | Green < 90% | Gold >= 90% |
| Capacity: | 33 | Students (Banner) | Description: | Multidisciplinary Center East/West |
| Stations: | 33 | Students (Fusion) | Division: | |
| Max Student Hrs: | 2,310 | Capacity * 70 Hrs/Wk | Room Use: | 110 Classroom |
| Use Factor: | 53 | Hrs/Week | Size: | 910 Sq. Feet |
| Occ Factor: | 22 | Students/Hr | TOP Code: | 009900 |
| State Benchmark: | 1,166 | Student Hours/Wk | TOP Title: | General Assignment |

Number of Students by Time and Day

| Time | Mon | Tues | Wed | Thur | Fri | Sat | Week |
|-------------------------------|-----|------|-----|------|-----|-----|------|
| 0700 | 0 | 0 | 0 | 0 | 0 | 0 | 0 |
| 0730 | 0 | 0 | 24 | 0 | 0 | 0 | 24 |
| 0800 | 0 | 0 | 24 | 0 | 0 | 0 | 24 |
| 0830 | 0 | 0 | 24 | 0 | 0 | 0 | 24 |
| 0900 | 0 | 0 | 24 | 0 | 0 | 0 | 24 |
| 0930 | 0 | 0 | 0 | 0 | 0 | 0 | 0 |
| 1000 | 0 | 0 | 0 | 0 | 0 | 0 | 0 |
| 1030 | 0 | 0 | 0 | 0 | 0 | 0 | 0 |
| 1100 | 0 | 0 | 0 | 0 | 0 | 0 | 0 |
| 1130 | 0 | 0 | 0 | 0 | 0 | 0 | 0 |
| 1200 | 0 | 0 | 0 | 0 | 0 | 0 | 0 |
| 1230 | 0 | 0 | 0 | 0 | 0 | 0 | 0 |
| 1300 | 0 | 0 | 0 | 0 | 0 | 0 | 0 |
| 1330 | 0 | 0 | 0 | 0 | 0 | 0 | 0 |
| 1400 | 0 | 0 | 0 | 0 | 0 | 0 | 0 |
| 1430 | 0 | 0 | 0 | 0 | 0 | 0 | 0 |
| 1500 | 0 | 0 | 0 | 0 | 0 | 0 | 0 |
| 1530 | 0 | 0 | 0 | 0 | 0 | 0 | 0 |
| 1600 | 0 | 0 | 0 | 0 | 0 | 0 | 0 |
| 1630 | 0 | 0 | 0 | 0 | 0 | 0 | 0 |
| 1700 | 0 | 0 | 0 | 0 | 0 | 0 | 0 |
| 1730 | 0 | 0 | 0 | 0 | 0 | 0 | 0 |
| 1800 | 27 | 22 | 27 | 22 | 0 | 0 | 98 |
| 1830 | 27 | 22 | 27 | 22 | 0 | 0 | 98 |
| 1900 | 27 | 22 | 27 | 22 | 0 | 0 | 98 |
| 1930 | 27 | 22 | 27 | 22 | 0 | 0 | 98 |
| 2000 | 27 | 22 | 27 | 22 | 0 | 0 | 98 |
| 2030 | 27 | 22 | 27 | 22 | 0 | 0 | 98 |
| 2100 | 27 | 22 | 27 | 22 | 0 | 0 | 98 |
| 2130 | 27 | 22 | 27 | 22 | 0 | 0 | 98 |
| Total Student Seat 1/2 Hours: | 216 | 176 | 312 | 176 | 0 | 0 | 880 |
| Total Student Seat Hours: | 108 | 88 | 156 | 88 | 0 | 0 | 440 |
| % Max Student Hrs: | 23% | 19% | 34% | 19% | 0% | 0% | 19% |
| % State Benchmark: | 46% | 38% | 67% | 38% | 0% | 0% | 38% |

| CRN | Course | Enroll | Dates | Days | BTime | ETime | Instructor | Hrs | Type |
|-------|-----------|--------|-------|------|-------|-------|------------|------------------|------|
| 54189 | ENGL V01A | 24 | 6/17 | 8/1 | W | 0730 | 0920 | Rolens, Linda M. | 2 DC |
| 52188 | ENGL V01B | 22 | 6/18 | 7/30 | T R | 1800 | 2150 | Rolens, Linda M. | 8 DC |
| 55398 | ENGL V01B | 27 | 6/17 | 7/24 | M W | 1800 | 2150 | Wolfe, Edith | 8 DC |

Utilization % Color Codes:



| | | | | | |
|------------------|-------|----------------------|--------------|------------------------------------|-----------|
| Capacity: | 37 | Students (Banner) | Description: | Multidisciplinary Center East/West | |
| Stations: | 37 | Students (Fusion) | Division: | | |
| Max Student Hrs: | 2,590 | Capacity * 70 Hrs/Wk | Room Use: | 110 | Classroom |
| Use Factor: | 53 | Hrs/Week | Size: | 770 | Sq. Feet |
| Occ Factor: | 25 | Students/Hr | TOP Code: | 009900 | |
| State Benchmark: | 1,307 | Student Hours/Wk | TOP Title: | General Assignment | |

Number of Students by Time and Day

| Time | Mon | Tues | Wed | Thur | Fri | Sat | Week |
|-------------------------------|------|------|------|------|-----|-----|-------|
| 0700 | 0 | 0 | 0 | 0 | 0 | 0 | 0 |
| 0730 | 0 | 0 | 0 | 0 | 0 | 0 | 0 |
| 0800 | 0 | 0 | 0 | 0 | 0 | 0 | 0 |
| 0830 | 16 | 0 | 16 | 0 | 16 | 0 | 48 |
| 0900 | 16 | 26 | 16 | 26 | 16 | 0 | 100 |
| 0930 | 23 | 26 | 23 | 26 | 23 | 0 | 121 |
| 1000 | 23 | 26 | 23 | 26 | 23 | 0 | 121 |
| 1030 | 36 | 34 | 36 | 34 | 36 | 0 | 176 |
| 1100 | 36 | 34 | 36 | 34 | 36 | 0 | 176 |
| 1130 | 28 | 34 | 28 | 34 | 28 | 0 | 152 |
| 1200 | 28 | 34 | 28 | 34 | 28 | 0 | 152 |
| 1230 | 0 | 34 | 0 | 34 | 0 | 0 | 68 |
| 1300 | 0 | 0 | 0 | 0 | 0 | 0 | 0 |
| 1330 | 37 | 19 | 37 | 19 | 0 | 0 | 112 |
| 1400 | 37 | 19 | 37 | 19 | 0 | 0 | 112 |
| 1430 | 37 | 19 | 37 | 19 | 0 | 0 | 112 |
| 1500 | 37 | 19 | 37 | 19 | 0 | 0 | 112 |
| 1530 | 37 | 19 | 37 | 19 | 0 | 0 | 112 |
| 1600 | 0 | 0 | 0 | 0 | 0 | 0 | 0 |
| 1630 | 0 | 34 | 0 | 34 | 0 | 0 | 68 |
| 1700 | 0 | 34 | 0 | 34 | 0 | 0 | 68 |
| 1730 | 0 | 34 | 0 | 34 | 0 | 0 | 68 |
| 1800 | 0 | 0 | 0 | 0 | 0 | 0 | 0 |
| 1830 | 0 | 0 | 0 | 0 | 0 | 0 | 0 |
| 1900 | 30 | 30 | 30 | 28 | 0 | 0 | 118 |
| 1930 | 30 | 30 | 30 | 28 | 0 | 0 | 118 |
| 2000 | 30 | 30 | 30 | 28 | 0 | 0 | 118 |
| 2030 | 28 | 30 | 28 | 28 | 0 | 0 | 114 |
| 2100 | 28 | 30 | 28 | 28 | 0 | 0 | 114 |
| 2130 | 0 | 30 | 0 | 28 | 0 | 0 | 58 |
| Total Student Seat 1/2 Hours: | 537 | 625 | 537 | 613 | 206 | 0 | 2,518 |
| Total Student Seat Hours: | 269 | 313 | 269 | 307 | 103 | 0 | 1,259 |
| % Max Student Hrs: | 52% | 60% | 52% | 59% | 20% | 0% | 49% |
| % State Benchmark: | 103% | 120% | 103% | 117% | 39% | 0% | 96% |

| CRN | Course | Enroll | Dates | Days | BTime | ETime | Instructor | Hrs | Type | |
|-------|----------|--------|-------|------|-------|-------|------------|--------------------------|------|----|
| 32142 | HED V93 | 16 | 1/6 | 5/19 | M W F | 0830 | 0920 | Newton-Eliot, Maureen V. | 3 | WC |
| 30683 | KIN V81 | 26 | 1/6 | 5/19 | T R | 0900 | 1015 | Folkes, Leslie | 3 | WC |
| 31162 | HED V93 | 23 | 1/6 | 5/19 | M W F | 0930 | 1020 | Newton-Eliot, Maureen V. | 3 | WC |
| 31550 | FREN V01 | 34 | 1/6 | 5/19 | T R | 1030 | 1245 | Arie, Francoise L. | 5 | WC |
| 31166 | HED V93 | 36 | 1/6 | 5/19 | M W F | 1030 | 1120 | Newton-Eliot, Maureen V. | 3 | WC |
| 33627 | HED V97 | 28 | 1/6 | 5/19 | M W F | 1130 | 1220 | Newton-Eliot, Maureen V. | 3 | WC |
| 30606 | FREN V02 | 19 | 1/6 | 5/19 | T R | 1330 | 1545 | Arie, Francoise L. | 5 | WC |
| 38478 | GERM V01 | 37 | 1/6 | 5/19 | M W | 1330 | 1545 | Wolf, Kevin W. | 5 | WC |
| 32028 | COMM V01 | 34 | 1/6 | 5/19 | T R | 1630 | 1745 | Baumwirt, Jason A. | 3 | WC |
| 30243 | COMM V05 | 28 | 1/6 | 5/19 | R | 1900 | 2150 | Baumwirt, Jason A. | 3 | WC |
| 32026 | COMM V01 | 30 | 1/6 | 5/19 | T | 1900 | 2150 | Baumwirt, Jason A. | 3 | WC |
| 30499 | GERM V51 | 2 | 1/6 | 5/19 | M W | 1900 | 2015 | Wolf, Kevin W. | 3 | WC |
| 30480 | GERM V02 | 28 | 1/6 | 5/19 | M W | 1900 | 2115 | Wolf, Kevin W. | 5 | WC |

Utilization % Color Codes:

| | | | |
|-----------|------------|-------------|-------------|
| Red < 25% | Blue < 50% | Green < 90% | Gold >= 90% |
|-----------|------------|-------------|-------------|

| | | | | | |
|------------------|-------|----------------------|--------------|------------------------------------|-----------|
| Capacity: | 37 | Students (Banner) | Description: | Multidisciplinary Center East/West | |
| Stations: | 37 | Students (Fusion) | Division: | | |
| Max Student Hrs: | 2,590 | Capacity * 70 Hrs/Wk | Room Use: | 110 | Classroom |
| Use Factor: | 53 | Hrs/Week | Size: | 770 | Sq. Feet |
| Occ Factor: | 25 | Students/Hr | TOP Code: | 009900 | |
| State Benchmark: | 1,307 | Student Hours/Wk | TOP Title: | General Assignment | |

Number of Students by Time and Day

| Time | Mon | Tues | Wed | Thur | Fri | Sat | Week |
|-------------------------------|------|------|-----|------|-----|-----|-------|
| 0700 | 0 | 0 | 0 | 0 | 0 | 0 | 0 |
| 0730 | 0 | 0 | 0 | 0 | 0 | 0 | 0 |
| 0800 | 0 | 0 | 0 | 0 | 0 | 0 | 0 |
| 0830 | 0 | 0 | 0 | 0 | 0 | 0 | 0 |
| 0900 | 0 | 0 | 0 | 0 | 0 | 0 | 0 |
| 0930 | 38 | 0 | 38 | 0 | 38 | 0 | 114 |
| 1000 | 38 | 0 | 38 | 0 | 38 | 0 | 114 |
| 1030 | 43 | 36 | 43 | 36 | 0 | 0 | 158 |
| 1100 | 43 | 36 | 43 | 36 | 0 | 0 | 158 |
| 1130 | 43 | 36 | 43 | 36 | 0 | 0 | 158 |
| 1200 | 38 | 26 | 38 | 26 | 0 | 0 | 128 |
| 1230 | 38 | 26 | 38 | 26 | 0 | 0 | 128 |
| 1300 | 38 | 26 | 38 | 26 | 0 | 0 | 128 |
| 1330 | 30 | 34 | 0 | 34 | 0 | 0 | 98 |
| 1400 | 30 | 34 | 0 | 34 | 0 | 0 | 98 |
| 1430 | 30 | 34 | 0 | 34 | 0 | 0 | 98 |
| 1500 | 30 | 34 | 0 | 34 | 0 | 0 | 98 |
| 1530 | 30 | 34 | 0 | 34 | 0 | 0 | 98 |
| 1600 | 0 | 35 | 0 | 35 | 0 | 0 | 70 |
| 1630 | 0 | 35 | 0 | 35 | 0 | 0 | 70 |
| 1700 | 0 | 35 | 0 | 35 | 0 | 0 | 70 |
| 1730 | 0 | 34 | 0 | 34 | 0 | 0 | 68 |
| 1800 | 0 | 34 | 0 | 34 | 0 | 0 | 68 |
| 1830 | 0 | 34 | 0 | 34 | 0 | 0 | 68 |
| 1900 | 31 | 33 | 31 | 33 | 0 | 0 | 128 |
| 1930 | 31 | 33 | 31 | 33 | 0 | 0 | 128 |
| 2000 | 31 | 33 | 31 | 33 | 0 | 0 | 128 |
| 2030 | 31 | 33 | 31 | 33 | 0 | 0 | 128 |
| 2100 | 31 | 33 | 31 | 33 | 0 | 0 | 128 |
| 2130 | 0 | 0 | 0 | 0 | 0 | 0 | 0 |
| Total Student Seat 1/2 Hours: | 624 | 728 | 474 | 728 | 76 | 0 | 2,630 |
| Total Student Seat Hours: | 312 | 364 | 237 | 364 | 38 | 0 | 1,315 |
| % Max Student Hrs: | 60% | 70% | 46% | 70% | 7% | 0% | 51% |
| % State Benchmark: | 119% | 139% | 91% | 139% | 15% | 0% | 101% |

| CRN | Course | Enroll | Dates | Days | BTime | ETime | Instructor | Hrs | Type |
|-------|-----------|--------|------------|-------|-------|-------|---------------------------|-----|------|
| 71441 | HED V95 | 38 | 8/19 12/18 | M W F | 0930 | 1020 | Fredrickson, Nancy E. | 3 | WC |
| 71018 | HED V76 | 36 | 8/19 12/18 | T R | 1030 | 1145 | Ramirez, Joey | 3 | WC |
| 70291 | HED V76 | 43 | 8/19 12/18 | M W | 1030 | 1145 | Fredrickson, Nancy E. | 3 | WC |
| 70099 | ENGL V21A | 26 | 8/19 12/18 | T R | 1200 | 1315 | Beynon, Sharon J. | 3 | WC |
| 72289 | HED V76 | 38 | 8/19 12/18 | M W | 1200 | 1315 | Ramirez, Joey | 3 | WC |
| 70849 | GERM V01 | 34 | 8/19 12/18 | T R | 1330 | 1545 | Wolf, Kevin W. | 5 | WC |
| 70406 | ENGL V02 | 30 | 8/19 12/18 | M | 1330 | 1545 | Ventura, Deborah | 3 | WC |
| 71758 | SL V10A | 35 | 8/19 12/18 | T R | 1600 | 1715 | Buker, Francine | 3 | WC |
| 73512 | SL V10A | 34 | 8/19 12/18 | T R | 1730 | 1845 | Buker, Francine | 3 | WC |
| 70217 | GERM V01 | 33 | 8/19 12/18 | T R | 1900 | 2115 | Wolf, Kevin W. | 5 | WC |
| 71797 | SPAN V01 | 31 | 8/19 12/18 | M W | 1900 | 2115 | Coronel-Glass, Manuela H. | 5 | WC |

| | | | | |
|----------------------------|-----------|----------------------|--------------|------------------------------------|
| Utilization % Color Codes: | Red < 25% | Blue < 50% | Green < 90% | Gold >= 90% |
| Capacity: | 37 | Students (Banner) | Description: | Multidisciplinary Center East/West |
| Stations: | 37 | Students (Fusion) | Division: | |
| Max Student Hrs: | 2,590 | Capacity * 70 Hrs/Wk | Room Use: | 110 Classroom |
| Use Factor: | 53 | Hrs/Week | Size: | 770 Sq. Feet |
| Occ Factor: | 25 | Students/Hr | TOP Code: | 009900 |
| State Benchmark: | 1,307 | Student Hours/Wk | TOP Title: | General Assignment |

Number of Students by Time and Day

| Time | Mon | Tues | Wed | Thur | Fri | Sat | Week |
|-------------------------------|-----|------|-----|------|-----|-----|-------|
| 0700 | 0 | 0 | 0 | 0 | 0 | 0 | 0 |
| 0730 | 0 | 0 | 0 | 0 | 0 | 0 | 0 |
| 0800 | 34 | 34 | 34 | 34 | 0 | 0 | 136 |
| 0830 | 34 | 34 | 34 | 34 | 0 | 0 | 136 |
| 0900 | 34 | 34 | 34 | 34 | 0 | 0 | 136 |
| 0930 | 34 | 34 | 34 | 34 | 0 | 0 | 136 |
| 1000 | 34 | 34 | 34 | 34 | 0 | 0 | 136 |
| 1030 | 34 | 34 | 34 | 34 | 0 | 0 | 136 |
| 1100 | 34 | 34 | 34 | 34 | 0 | 0 | 136 |
| 1130 | 34 | 34 | 34 | 34 | 0 | 0 | 136 |
| 1200 | 0 | 0 | 0 | 0 | 0 | 0 | 0 |
| 1230 | 0 | 0 | 0 | 0 | 0 | 0 | 0 |
| 1300 | 0 | 0 | 0 | 0 | 0 | 0 | 0 |
| 1330 | 0 | 0 | 0 | 0 | 0 | 0 | 0 |
| 1400 | 0 | 0 | 0 | 0 | 0 | 0 | 0 |
| 1430 | 0 | 0 | 0 | 0 | 0 | 0 | 0 |
| 1500 | 0 | 0 | 0 | 0 | 0 | 0 | 0 |
| 1530 | 0 | 0 | 0 | 0 | 0 | 0 | 0 |
| 1600 | 0 | 0 | 0 | 0 | 0 | 0 | 0 |
| 1630 | 0 | 0 | 0 | 0 | 0 | 0 | 0 |
| 1700 | 0 | 0 | 0 | 0 | 0 | 0 | 0 |
| 1730 | 0 | 0 | 0 | 0 | 0 | 0 | 0 |
| 1800 | 0 | 0 | 0 | 0 | 0 | 0 | 0 |
| 1830 | 0 | 0 | 0 | 0 | 0 | 0 | 0 |
| 1900 | 0 | 0 | 0 | 0 | 0 | 0 | 0 |
| 1930 | 0 | 0 | 0 | 0 | 0 | 0 | 0 |
| 2000 | 0 | 0 | 0 | 0 | 0 | 0 | 0 |
| 2030 | 0 | 0 | 0 | 0 | 0 | 0 | 0 |
| 2100 | 0 | 0 | 0 | 0 | 0 | 0 | 0 |
| 2130 | 0 | 0 | 0 | 0 | 0 | 0 | 0 |
| Total Student Seat 1/2 Hours: | 272 | 272 | 272 | 272 | 0 | 0 | 1,088 |
| Total Student Seat Hours: | 136 | 136 | 136 | 136 | 0 | 0 | 544 |
| % Max Student Hrs: | 26% | 26% | 26% | 26% | 0% | 0% | 21% |
| % State Benchmark: | 52% | 52% | 52% | 52% | 0% | 0% | 42% |

| CRN | Course | Enroll | Dates | Days | BTime | ETime | Instructor | Hrs | Type |
|-------|----------|--------|-------|------|-------|-------|------------|--------------------|------|
| 55475 | COMM V01 | 34 | 6/17 | 7/29 | MTWR | 0800 | 0950 | Baumwirt, Jason A. | 8 DC |
| 55479 | COMM V01 | 34 | 6/17 | 7/29 | MTWR | 1000 | 1150 | Baumwirt, Jason A. | 8 DC |

| | | | | |
|----------------------------|-----------|----------------------|--------------|------------------------------------|
| Utilization % Color Codes: | Red < 25% | Blue < 50% | Green < 90% | Gold >= 90% |
| Capacity: | 37 | Students (Banner) | Description: | Multidisciplinary Center East/West |
| Stations: | 37 | Students (Fusion) | Division: | |
| Max Student Hrs: | 2,590 | Capacity * 70 Hrs/Wk | Room Use: | 110 Classroom |
| Use Factor: | 53 | Hrs/Week | Size: | 801 Sq. Feet |
| Occ Factor: | 25 | Students/Hr | TOP Code: | 009900 |
| State Benchmark: | 1,307 | Student Hours/Wk | TOP Title: | General Assignment |

Number of Students by Time and Day

| Time | Mon | Tues | Wed | Thur | Fri | Sat | Week |
|-------------------------------|-----|------|-----|------|-----|-----|-------|
| 0700 | 0 | 0 | 0 | 0 | 0 | 0 | 0 |
| 0730 | 0 | 33 | 0 | 33 | 0 | 0 | 66 |
| 0800 | 25 | 33 | 25 | 33 | 0 | 0 | 116 |
| 0830 | 25 | 33 | 25 | 33 | 0 | 0 | 116 |
| 0900 | 25 | 33 | 25 | 33 | 0 | 0 | 116 |
| 0930 | 25 | 33 | 25 | 33 | 0 | 0 | 116 |
| 1000 | 25 | 0 | 25 | 0 | 0 | 0 | 50 |
| 1030 | 24 | 31 | 24 | 31 | 0 | 0 | 110 |
| 1100 | 24 | 31 | 24 | 31 | 0 | 0 | 110 |
| 1130 | 24 | 31 | 24 | 31 | 0 | 0 | 110 |
| 1200 | 24 | 31 | 24 | 31 | 0 | 0 | 110 |
| 1230 | 24 | 31 | 24 | 31 | 0 | 0 | 110 |
| 1300 | 0 | 0 | 0 | 0 | 0 | 0 | 0 |
| 1330 | 0 | 0 | 0 | 0 | 0 | 0 | 0 |
| 1400 | 0 | 0 | 0 | 0 | 0 | 0 | 0 |
| 1430 | 0 | 0 | 0 | 0 | 0 | 0 | 0 |
| 1500 | 0 | 22 | 0 | 0 | 0 | 0 | 22 |
| 1530 | 0 | 22 | 0 | 0 | 0 | 0 | 22 |
| 1600 | 0 | 30 | 0 | 0 | 0 | 0 | 30 |
| 1630 | 0 | 30 | 0 | 0 | 0 | 0 | 30 |
| 1700 | 0 | 30 | 0 | 0 | 0 | 0 | 30 |
| 1730 | 0 | 0 | 0 | 0 | 0 | 0 | 0 |
| 1800 | 0 | 0 | 0 | 0 | 0 | 0 | 0 |
| 1830 | 14 | 0 | 24 | 0 | 0 | 0 | 38 |
| 1900 | 14 | 0 | 24 | 33 | 0 | 0 | 71 |
| 1930 | 14 | 0 | 24 | 33 | 0 | 0 | 71 |
| 2000 | 14 | 0 | 24 | 33 | 0 | 0 | 71 |
| 2030 | 14 | 0 | 24 | 33 | 0 | 0 | 71 |
| 2100 | 14 | 0 | 24 | 33 | 0 | 0 | 71 |
| 2130 | 0 | 0 | 0 | 33 | 0 | 0 | 33 |
| Total Student Seat 1/2 Hours: | 329 | 454 | 389 | 518 | 0 | 0 | 1,690 |
| Total Student Seat Hours: | 165 | 227 | 195 | 259 | 0 | 0 | 845 |
| % Max Student Hrs: | 32% | 44% | 38% | 50% | 0% | 0% | 33% |
| % State Benchmark: | 63% | 87% | 74% | 99% | 0% | 0% | 65% |

| CRN | Course | Enroll | Dates | Days | BTime | ETime | Instructor | Hrs | Type | |
|-------|----------|--------|-------|------|-------|-------|------------|---------------------|------|----|
| 30112 | SPAN V01 | 33 | 1/6 | 5/19 | T R | 0730 | 0945 | Somoza, Benigno L. | 5 | WC |
| 31291 | SPAN V02 | 25 | 1/6 | 5/19 | M W | 0800 | 1015 | Somoza, Benigno L. | 5 | WC |
| 30101 | SPAN V01 | 31 | 1/6 | 5/19 | T R | 1030 | 1245 | Somoza, Benigno L. | 5 | WC |
| 30122 | SPAN V02 | 24 | 1/6 | 5/19 | M W | 1030 | 1245 | Somoza, Benigno L. | 5 | WC |
| 32094 | SS V03 | 22 | 1/6 | 5/19 | T | 1500 | 1550 | Turner, Steven C. | 1 | WC |
| 32447 | SS V03 | 30 | 2/24 | 5/19 | T | 1600 | 1715 | Turner, Steven C. | 2 | DC |
| 31201 | HED V93 | 24 | 1/6 | 5/19 | W | 1830 | 2130 | Vandermay, Diane L. | 3 | WC |
| 31725 | HED V95 | 14 | 1/6 | 5/19 | M | 1830 | 2120 | Vandermay, Diane L. | 3 | WC |
| 32016 | COMM V01 | 33 | 1/6 | 5/19 | R | 1900 | 2150 | Amar, Gary J. | 3 | WC |

| | | | | |
|----------------------------|-----------|----------------------|--------------|------------------------------------|
| Utilization % Color Codes: | Red < 25% | Blue < 50% | Green < 90% | Gold >= 90% |
| Capacity: | 37 | Students (Banner) | Description: | Multidisciplinary Center East/West |
| Stations: | 37 | Students (Fusion) | Division: | |
| Max Student Hrs: | 2,590 | Capacity * 70 Hrs/Wk | Room Use: | 110 Classroom |
| Use Factor: | 53 | Hrs/Week | Size: | 801 Sq. Feet |
| Occ Factor: | 25 | Students/Hr | TOP Code: | 009900 |
| State Benchmark: | 1,307 | Student Hours/Wk | TOP Title: | General Assignment |

Number of Students by Time and Day

| Time | Mon | Tues | Wed | Thur | Fri | Sat | Week |
|-------------------------------|-----|------|-----|------|-----|-----|-------|
| 0700 | 0 | 0 | 0 | 0 | 0 | 0 | 0 |
| 0730 | 0 | 29 | 0 | 29 | 0 | 0 | 58 |
| 0800 | 0 | 29 | 0 | 29 | 0 | 0 | 58 |
| 0830 | 0 | 29 | 0 | 29 | 0 | 0 | 58 |
| 0900 | 0 | 0 | 0 | 0 | 0 | 0 | 0 |
| 0930 | 40 | 40 | 40 | 40 | 0 | 0 | 160 |
| 1000 | 40 | 40 | 40 | 40 | 0 | 0 | 160 |
| 1030 | 32 | 33 | 32 | 33 | 32 | 0 | 162 |
| 1100 | 32 | 33 | 32 | 33 | 32 | 0 | 162 |
| 1130 | 0 | 33 | 0 | 33 | 0 | 0 | 66 |
| 1200 | 0 | 34 | 0 | 34 | 0 | 0 | 68 |
| 1230 | 0 | 34 | 0 | 34 | 0 | 0 | 68 |
| 1300 | 38 | 34 | 38 | 34 | 0 | 0 | 144 |
| 1330 | 38 | 0 | 38 | 0 | 0 | 0 | 76 |
| 1400 | 38 | 0 | 38 | 0 | 0 | 0 | 76 |
| 1430 | 38 | 0 | 38 | 0 | 0 | 0 | 76 |
| 1500 | 38 | 0 | 38 | 0 | 0 | 0 | 76 |
| 1530 | 0 | 0 | 0 | 0 | 0 | 0 | 0 |
| 1600 | 0 | 0 | 0 | 0 | 0 | 0 | 0 |
| 1630 | 0 | 0 | 0 | 0 | 0 | 0 | 0 |
| 1700 | 0 | 0 | 0 | 0 | 0 | 0 | 0 |
| 1730 | 0 | 0 | 0 | 0 | 0 | 0 | 0 |
| 1800 | 0 | 0 | 0 | 0 | 0 | 0 | 0 |
| 1830 | 0 | 0 | 0 | 0 | 0 | 0 | 0 |
| 1900 | 0 | 28 | 0 | 31 | 0 | 0 | 59 |
| 1930 | 0 | 28 | 0 | 31 | 0 | 0 | 59 |
| 2000 | 0 | 28 | 0 | 31 | 0 | 0 | 59 |
| 2030 | 0 | 28 | 0 | 31 | 0 | 0 | 59 |
| 2100 | 0 | 28 | 0 | 31 | 0 | 0 | 59 |
| 2130 | 0 | 28 | 0 | 31 | 0 | 0 | 59 |
| Total Student Seat 1/2 Hours: | 334 | 536 | 334 | 554 | 64 | 0 | 1,822 |
| Total Student Seat Hours: | 167 | 268 | 167 | 277 | 32 | 0 | 911 |
| % Max Student Hrs: | 32% | 52% | 32% | 53% | 6% | 0% | 35% |
| % State Benchmark: | 64% | 103% | 64% | 106% | 12% | 0% | 70% |

| CRN | Course | Enroll | Dates | Days | BTime | ETime | Instructor | Hrs | Type |
|-------|-----------|--------|------------|-------|-------|-------|---------------------|-----|------|
| 71131 | COMM V01 | 29 | 8/19 12/18 | T R | 0730 | 0845 | Conway, Monica K. | 3 | WC |
| 71171 | MATH V11 | 40 | 8/19 12/18 | MTWR | 0930 | 1020 | Bennett, Jack R. | 4 | WC |
| 70942 | COMM V01 | 33 | 8/19 12/18 | T R | 1030 | 1145 | Conway, Monica K. | 3 | WC |
| 71879 | ENGL V01B | 32 | 8/19 12/18 | M W F | 1030 | 1120 | Cryer, Christine L. | 3 | WC |
| 71218 | COMM V01 | 34 | 8/19 12/18 | T R | 1200 | 1315 | Conway, Monica K. | 3 | WC |
| 70324 | MATH V03 | 38 | 8/19 12/18 | M W | 1300 | 1515 | Butler, Doreen R. | 5 | WC |
| 72353 | COMM V01 | 31 | 8/19 12/18 | R | 1900 | 2150 | Patronete, Jenna L. | 3 | WC |
| 71278 | COMM V01 | 28 | 8/19 12/18 | T | 1900 | 2150 | Bates, Benjamin E. | 3 | WC |

| | | | | |
|----------------------------|-----------|----------------------|--------------|------------------------------------|
| Utilization % Color Codes: | Red < 25% | Blue < 50% | Green < 90% | Gold >= 90% |
| Capacity: | 37 | Students (Banner) | Description: | Multidisciplinary Center East/West |
| Stations: | 37 | Students (Fusion) | Division: | |
| Max Student Hrs: | 2,590 | Capacity * 70 Hrs/Wk | Room Use: | 110 Classroom |
| Use Factor: | 53 | Hrs/Week | Size: | 801 Sq. Feet |
| Occ Factor: | 25 | Students/Hr | TOP Code: | 009900 |
| State Benchmark: | 1,307 | Student Hours/Wk | TOP Title: | General Assignment |

Number of Students by Time and Day

| Time | Mon | Tues | Wed | Thur | Fri | Sat | Week |
|-------------------------------|-----|------|-----|------|-----|-----|-------|
| 0700 | 0 | 0 | 0 | 0 | 0 | 0 | 0 |
| 0730 | 36 | 36 | 36 | 36 | 0 | 0 | 144 |
| 0800 | 36 | 36 | 36 | 36 | 0 | 0 | 144 |
| 0830 | 36 | 36 | 36 | 36 | 0 | 0 | 144 |
| 0900 | 36 | 36 | 36 | 36 | 0 | 0 | 144 |
| 0930 | 36 | 36 | 36 | 36 | 0 | 0 | 144 |
| 1000 | 36 | 36 | 36 | 36 | 0 | 0 | 144 |
| 1030 | 34 | 34 | 34 | 34 | 0 | 0 | 136 |
| 1100 | 34 | 34 | 34 | 34 | 0 | 0 | 136 |
| 1130 | 34 | 34 | 34 | 34 | 0 | 0 | 136 |
| 1200 | 34 | 34 | 34 | 34 | 0 | 0 | 136 |
| 1230 | 34 | 34 | 34 | 34 | 0 | 0 | 136 |
| 1300 | 34 | 34 | 34 | 34 | 0 | 0 | 136 |
| 1330 | 0 | 0 | 0 | 0 | 0 | 0 | 0 |
| 1400 | 0 | 0 | 0 | 0 | 0 | 0 | 0 |
| 1430 | 0 | 0 | 0 | 0 | 0 | 0 | 0 |
| 1500 | 0 | 0 | 0 | 0 | 0 | 0 | 0 |
| 1530 | 0 | 0 | 0 | 0 | 0 | 0 | 0 |
| 1600 | 0 | 0 | 0 | 0 | 0 | 0 | 0 |
| 1630 | 0 | 0 | 0 | 0 | 0 | 0 | 0 |
| 1700 | 0 | 0 | 0 | 0 | 0 | 0 | 0 |
| 1730 | 0 | 0 | 0 | 0 | 0 | 0 | 0 |
| 1800 | 0 | 0 | 0 | 0 | 0 | 0 | 0 |
| 1830 | 0 | 0 | 0 | 0 | 0 | 0 | 0 |
| 1900 | 0 | 0 | 0 | 0 | 0 | 0 | 0 |
| 1930 | 0 | 0 | 0 | 0 | 0 | 0 | 0 |
| 2000 | 0 | 0 | 0 | 0 | 0 | 0 | 0 |
| 2030 | 0 | 0 | 0 | 0 | 0 | 0 | 0 |
| 2100 | 0 | 0 | 0 | 0 | 0 | 0 | 0 |
| 2130 | 0 | 0 | 0 | 0 | 0 | 0 | 0 |
| Total Student Seat 1/2 Hours: | 420 | 420 | 420 | 420 | 0 | 0 | 1,680 |
| Total Student Seat Hours: | 210 | 210 | 210 | 210 | 0 | 0 | 840 |
| % Max Student Hrs: | 41% | 41% | 41% | 41% | 0% | 0% | 32% |
| % State Benchmark: | 80% | 80% | 80% | 80% | 0% | 0% | 64% |

| CRN | Course | Enroll | Dates | Days | BTime | ETime | Instructor | Hrs | Type | |
|-------|----------|--------|-------|------|-------|-------|------------|-------------------------|------|----|
| 50013 | SPAN V01 | 36 | 6/17 | 8/1 | MTWR | 0730 | 1020 | Hernandez Jr, Alejandro | 12 | DC |
| 50015 | SPAN V01 | 34 | 6/17 | 8/1 | MTWR | 1030 | 1320 | Hernandez Jr, Alejandro | 12 | DC |

| | | | | |
|----------------------------|-----------|----------------------|--------------|------------------------------------|
| Utilization % Color Codes: | Red < 25% | Blue < 50% | Green < 90% | Gold >= 90% |
| Capacity: | 63 | Students (Banner) | Description: | Multidisciplinary Center East/West |
| Stations: | 63 | Students (Fusion) | Division: | |
| Max Student Hrs: | 4,410 | Capacity * 70 Hrs/Wk | Room Use: | 110 Classroom |
| Use Factor: | 53 | Hrs/Week | Size: | 1,292 Sq. Feet |
| Occ Factor: | 42 | Students/Hr | TOP Code: | 009900 |
| State Benchmark: | 2,226 | Student Hours/Wk | TOP Title: | General Assignment |

Number of Students by Time and Day

| Time | Mon | Tues | Wed | Thur | Fri | Sat | Week |
|-------------------------------|-----|------|-----|------|-----|-----|-------|
| 0700 | 0 | 0 | 0 | 0 | 0 | 0 | 0 |
| 0730 | 0 | 0 | 0 | 0 | 0 | 0 | 0 |
| 0800 | 0 | 0 | 0 | 0 | 0 | 0 | 0 |
| 0830 | 0 | 0 | 0 | 0 | 0 | 0 | 0 |
| 0900 | 0 | 48 | 0 | 48 | 0 | 0 | 96 |
| 0930 | 32 | 48 | 32 | 48 | 0 | 0 | 160 |
| 1000 | 32 | 48 | 32 | 48 | 0 | 0 | 160 |
| 1030 | 32 | 55 | 32 | 55 | 0 | 0 | 174 |
| 1100 | 32 | 55 | 32 | 55 | 0 | 0 | 174 |
| 1130 | 32 | 55 | 32 | 55 | 0 | 0 | 174 |
| 1200 | 0 | 0 | 0 | 0 | 0 | 0 | 0 |
| 1230 | 0 | 0 | 0 | 0 | 0 | 0 | 0 |
| 1300 | 0 | 0 | 0 | 0 | 0 | 0 | 0 |
| 1330 | 29 | 0 | 29 | 0 | 0 | 0 | 58 |
| 1400 | 29 | 0 | 29 | 0 | 0 | 0 | 58 |
| 1430 | 29 | 0 | 29 | 0 | 0 | 0 | 58 |
| 1500 | 29 | 0 | 29 | 0 | 0 | 0 | 58 |
| 1530 | 29 | 0 | 29 | 0 | 0 | 0 | 58 |
| 1600 | 0 | 0 | 0 | 0 | 0 | 0 | 0 |
| 1630 | 0 | 0 | 0 | 0 | 0 | 0 | 0 |
| 1700 | 0 | 0 | 0 | 0 | 0 | 0 | 0 |
| 1730 | 0 | 0 | 0 | 0 | 0 | 0 | 0 |
| 1800 | 0 | 0 | 0 | 0 | 0 | 0 | 0 |
| 1830 | 0 | 0 | 0 | 0 | 0 | 0 | 0 |
| 1900 | 28 | 31 | 28 | 31 | 0 | 0 | 118 |
| 1930 | 28 | 31 | 28 | 31 | 0 | 0 | 118 |
| 2000 | 28 | 31 | 28 | 31 | 0 | 0 | 118 |
| 2030 | 28 | 31 | 28 | 31 | 0 | 0 | 118 |
| 2100 | 28 | 31 | 28 | 31 | 0 | 0 | 118 |
| 2130 | 0 | 0 | 0 | 0 | 0 | 0 | 0 |
| Total Student Seat 1/2 Hours: | 445 | 464 | 445 | 464 | 0 | 0 | 1,818 |
| Total Student Seat Hours: | 223 | 232 | 223 | 232 | 0 | 0 | 909 |
| % Max Student Hrs: | 25% | 26% | 25% | 26% | 0% | 0% | 21% |
| % State Benchmark: | 50% | 52% | 50% | 52% | 0% | 0% | 41% |

| CRN | Course | Enroll | Dates | Days | BTime | ETime | Instructor | Hrs | Type |
|-------|-----------|--------|-------|------|-------|-------|------------|---------------------------|------|
| 34364 | PHIL V03B | 48 | 1/6 | 5/19 | T R | 0900 | 1015 | Bortolin, Kevin M. | 3 WC |
| 32330 | SPAN V01 | 32 | 1/6 | 5/19 | M W | 0930 | 1145 | Harding Castillo, Sara J. | 5 WC |
| 33151 | AES V11 | 16 | 1/6 | 5/19 | T R | 1030 | 1145 | Chen, Albert Y. | 3 WC |
| 33004 | SOC V03 | 39 | 1/6 | 5/19 | T R | 1030 | 1145 | Chen, Albert Y. | 3 WC |
| 35120 | SPAN V01 | 29 | 1/6 | 5/19 | M W | 1330 | 1545 | Harding Castillo, Sara J. | 5 WC |
| 31987 | SPAN V01 | 31 | 1/6 | 5/19 | T R | 1900 | 2115 | Lopez, Mariano L. | 5 WC |
| 30114 | SPAN V01 | 28 | 1/6 | 5/19 | M W | 1900 | 2115 | Coronel-Glass, Manuela H. | 5 WC |

| | | | | |
|----------------------------|-----------|----------------------|--------------|------------------------------------|
| Utilization % Color Codes: | Red < 25% | Blue < 50% | Green < 90% | Gold >= 90% |
| Capacity: | 63 | Students (Banner) | Description: | Multidisciplinary Center East/West |
| Stations: | 63 | Students (Fusion) | Division: | |
| Max Student Hrs: | 4,410 | Capacity * 70 Hrs/Wk | Room Use: | 110 Classroom |
| Use Factor: | 53 | Hrs/Week | Size: | 1,292 Sq. Feet |
| Occ Factor: | 42 | Students/Hr | TOP Code: | 009900 |
| State Benchmark: | 2,226 | Student Hours/Wk | TOP Title: | General Assignment |

Number of Students by Time and Day

| Time | Mon | Tues | Wed | Thur | Fri | Sat | Week |
|-------------------------------|-----|------|-----|------|-----|-----|-------|
| 0700 | 0 | 0 | 0 | 0 | 0 | 0 | 0 |
| 0730 | 0 | 35 | 0 | 35 | 0 | 0 | 70 |
| 0800 | 0 | 35 | 0 | 35 | 0 | 0 | 70 |
| 0830 | 0 | 35 | 0 | 35 | 0 | 0 | 70 |
| 0900 | 54 | 35 | 54 | 35 | 0 | 0 | 178 |
| 0930 | 54 | 35 | 54 | 35 | 0 | 0 | 178 |
| 1000 | 54 | 35 | 54 | 35 | 0 | 0 | 178 |
| 1030 | 51 | 45 | 51 | 45 | 0 | 0 | 192 |
| 1100 | 51 | 45 | 51 | 45 | 0 | 0 | 192 |
| 1130 | 51 | 45 | 51 | 45 | 0 | 0 | 192 |
| 1200 | 0 | 45 | 0 | 45 | 0 | 0 | 90 |
| 1230 | 0 | 45 | 0 | 45 | 0 | 0 | 90 |
| 1300 | 0 | 45 | 0 | 45 | 0 | 0 | 90 |
| 1330 | 31 | 34 | 31 | 34 | 0 | 0 | 130 |
| 1400 | 31 | 34 | 31 | 34 | 0 | 0 | 130 |
| 1430 | 31 | 34 | 31 | 34 | 0 | 0 | 130 |
| 1500 | 31 | 34 | 31 | 34 | 0 | 0 | 130 |
| 1530 | 31 | 34 | 31 | 34 | 0 | 0 | 130 |
| 1600 | 0 | 0 | 0 | 0 | 0 | 0 | 0 |
| 1630 | 0 | 0 | 0 | 0 | 0 | 0 | 0 |
| 1700 | 0 | 0 | 0 | 0 | 0 | 0 | 0 |
| 1730 | 0 | 0 | 0 | 0 | 0 | 0 | 0 |
| 1800 | 0 | 0 | 0 | 0 | 0 | 0 | 0 |
| 1830 | 0 | 0 | 0 | 0 | 0 | 0 | 0 |
| 1900 | 28 | 26 | 28 | 26 | 0 | 0 | 108 |
| 1930 | 28 | 26 | 28 | 26 | 0 | 0 | 108 |
| 2000 | 28 | 26 | 28 | 26 | 0 | 0 | 108 |
| 2030 | 28 | 26 | 28 | 26 | 0 | 0 | 108 |
| 2100 | 28 | 26 | 28 | 26 | 0 | 0 | 108 |
| 2130 | 0 | 0 | 0 | 0 | 0 | 0 | 0 |
| Total Student Seat 1/2 Hours: | 610 | 780 | 610 | 780 | 0 | 0 | 2,780 |
| Total Student Seat Hours: | 305 | 390 | 305 | 390 | 0 | 0 | 1,390 |
| % Max Student Hrs: | 35% | 44% | 35% | 44% | 0% | 0% | 32% |
| % State Benchmark: | 69% | 88% | 69% | 88% | 0% | 0% | 62% |

| CRN | Course | Enroll | Dates | Days | BTime | ETime | Instructor | Hrs | Type |
|-------|----------|--------|------------|------|-------|-------|---------------------------|-----|------|
| 70019 | BUS V01A | 35 | 8/19 12/18 | T R | 0730 | 1020 | Carriger, James N. | 6 | WC |
| 70134 | HED V70 | 54 | 8/19 12/18 | M W | 0900 | 1015 | Koerner, Raeann | 3 | WC |
| 74044 | BUS V01A | 45 | 8/19 12/18 | T R | 1030 | 1320 | Carriger, James N. | 6 | WC |
| 70281 | HED V73 | 51 | 8/19 12/18 | M W | 1030 | 1145 | Koerner, Raeann | 3 | WC |
| 72098 | FREN V01 | 34 | 8/19 12/18 | T R | 1330 | 1545 | Arie, Francoise L. | 5 | WC |
| 70741 | SPAN V01 | 31 | 8/19 12/18 | M W | 1330 | 1545 | Harding Castillo, Sara J. | 5 | WC |
| 71639 | SPAN V01 | 26 | 8/19 12/18 | T R | 1900 | 2115 | Lopez, Mariano L. | 5 | WC |
| 70856 | SPAN V02 | 28 | 8/19 12/18 | M W | 1900 | 2115 | Lopez, Mariano L. | 5 | WC |


| | | | | |
|----------------------------|-----------|----------------------|--------------|------------------------------------|
| Utilization % Color Codes: | Red < 25% | Blue < 50% | Green < 90% | Gold >= 90% |
| Capacity: | 39 | Students (Banner) | Description: | Multidisciplinary Center East/West |
| Stations: | 39 | Students (Fusion) | Division: | |
| Max Student Hrs: | 2,730 | Capacity * 70 Hrs/Wk | Room Use: | 210 Class Lab |
| Use Factor: | 53 | Hrs/Week | Size: | 789 Sq. Feet |
| Occ Factor: | 26 | Students/Hr | TOP Code: | 220200 |
| State Benchmark: | 1,378 | Student Hours/Wk | TOP Title: | Anthropology |

Number of Students by Time and Day

| Time | Mon | Tues | Wed | Thur | Fri | Sat | Week |
|-------------------------------|-----|------|-----|------|-----|-----|-------|
| 0700 | 0 | 0 | 0 | 0 | 0 | 0 | 0 |
| 0730 | 0 | 0 | 0 | 0 | 0 | 0 | 0 |
| 0800 | 31 | 0 | 31 | 0 | 0 | 0 | 62 |
| 0830 | 31 | 0 | 31 | 0 | 0 | 0 | 62 |
| 0900 | 31 | 45 | 31 | 45 | 0 | 0 | 152 |
| 0930 | 34 | 45 | 34 | 45 | 0 | 0 | 158 |
| 1000 | 34 | 45 | 34 | 45 | 0 | 0 | 158 |
| 1030 | 34 | 39 | 34 | 39 | 0 | 0 | 146 |
| 1100 | 0 | 39 | 0 | 39 | 0 | 0 | 78 |
| 1130 | 36 | 39 | 36 | 39 | 0 | 0 | 150 |
| 1200 | 36 | 42 | 36 | 42 | 0 | 0 | 156 |
| 1230 | 36 | 42 | 36 | 42 | 0 | 0 | 156 |
| 1300 | 0 | 42 | 0 | 42 | 0 | 0 | 84 |
| 1330 | 0 | 22 | 0 | 22 | 0 | 0 | 44 |
| 1400 | 0 | 22 | 0 | 22 | 0 | 0 | 44 |
| 1430 | 0 | 22 | 0 | 22 | 0 | 0 | 44 |
| 1500 | 0 | 0 | 0 | 0 | 0 | 0 | 0 |
| 1530 | 0 | 0 | 0 | 0 | 0 | 0 | 0 |
| 1600 | 0 | 0 | 0 | 0 | 0 | 0 | 0 |
| 1630 | 0 | 0 | 0 | 0 | 0 | 0 | 0 |
| 1700 | 0 | 0 | 0 | 0 | 0 | 0 | 0 |
| 1730 | 0 | 0 | 0 | 0 | 0 | 0 | 0 |
| 1800 | 0 | 0 | 0 | 0 | 0 | 0 | 0 |
| 1830 | 0 | 0 | 0 | 0 | 0 | 0 | 0 |
| 1900 | 0 | 34 | 0 | 0 | 0 | 0 | 34 |
| 1930 | 0 | 34 | 0 | 0 | 0 | 0 | 34 |
| 2000 | 0 | 34 | 0 | 0 | 0 | 0 | 34 |
| 2030 | 0 | 34 | 0 | 0 | 0 | 0 | 34 |
| 2100 | 0 | 34 | 0 | 0 | 0 | 0 | 34 |
| 2130 | 0 | 34 | 0 | 0 | 0 | 0 | 34 |
| Total Student Seat 1/2 Hours: | 303 | 648 | 303 | 444 | 0 | 0 | 1,698 |
| Total Student Seat Hours: | 152 | 324 | 152 | 222 | 0 | 0 | 849 |
| % Max Student Hrs: | 28% | 59% | 28% | 41% | 0% | 0% | 31% |
| % State Benchmark: | 55% | 118% | 55% | 81% | 0% | 0% | 62% |

| CRN | Course | Enroll | Dates | Days | BTime | ETime | Instructor | Hrs | Type | |
|-------|----------|--------|-------|------|-------|-------|------------|--------------------|------|----|
| 30003 | ANTH V01 | 31 | 1/6 | 5/19 | M W | 0800 | 0915 | Norvell, John M. | 3 | WC |
| 30007 | ANTH V01 | 45 | 1/6 | 5/19 | T R | 0900 | 1015 | Aiello, Paul V. | 3 | WC |
| 30151 | ANTH V01 | 34 | 1/6 | 5/19 | M W | 0930 | 1045 | Norvell, John M. | 3 | WC |
| 30011 | ANTH V01 | 39 | 1/6 | 5/19 | T R | 1030 | 1145 | Aiello, Paul V. | 3 | WC |
| 31347 | ANTH V01 | 36 | 1/6 | 5/19 | M W | 1130 | 1245 | Norvell, John M. | 3 | WC |
| 30008 | ANTH V01 | 42 | 1/6 | 5/19 | T R | 1200 | 1315 | Curtis, Matthew C. | 3 | WC |
| 31130 | ANTH V05 | 22 | 1/6 | 5/19 | T R | 1330 | 1445 | Curtis, Matthew C. | 3 | WC |
| 30012 | ANTH V01 | 34 | 1/6 | 5/19 | T | 1900 | 2150 | Vigil, Alberto | 3 | WC |

Utilization % Color Codes:



| | | | | | |
|------------------|-------|----------------------|--------------|------------------------------------|-----------|
| Capacity: | 39 | Students (Banner) | Description: | Multidisciplinary Center East/West | |
| Stations: | 39 | Students (Fusion) | Division: | | |
| Max Student Hrs: | 2,730 | Capacity * 70 Hrs/Wk | Room Use: | 210 | Class Lab |
| Use Factor: | 53 | Hrs/Week | Size: | 789 | Sq. Feet |
| Occ Factor: | 26 | Students/Hr | TOP Code: | 220200 | |
| State Benchmark: | 1,378 | Student Hours/Wk | TOP Title: | Anthropology | |

Number of Students by Time and Day

| Time | Mon | Tues | Wed | Thur | Fri | Sat | Week |
|-------------------------------|-----|------|-----|------|-----|-----|-------|
| 0700 | 0 | 0 | 0 | 0 | 0 | 0 | 0 |
| 0730 | 0 | 0 | 0 | 0 | 0 | 0 | 0 |
| 0800 | 41 | 0 | 41 | 0 | 0 | 0 | 82 |
| 0830 | 41 | 0 | 41 | 0 | 0 | 0 | 82 |
| 0900 | 41 | 42 | 41 | 42 | 0 | 0 | 166 |
| 0930 | 39 | 42 | 39 | 42 | 0 | 0 | 162 |
| 1000 | 39 | 42 | 39 | 42 | 0 | 0 | 162 |
| 1030 | 39 | 41 | 39 | 41 | 0 | 0 | 160 |
| 1100 | 0 | 41 | 0 | 41 | 0 | 0 | 82 |
| 1130 | 26 | 41 | 0 | 41 | 0 | 0 | 108 |
| 1200 | 26 | 41 | 0 | 41 | 0 | 0 | 108 |
| 1230 | 26 | 41 | 0 | 41 | 0 | 0 | 108 |
| 1300 | 26 | 41 | 0 | 41 | 0 | 0 | 108 |
| 1330 | 26 | 28 | 0 | 28 | 0 | 0 | 82 |
| 1400 | 26 | 28 | 0 | 28 | 0 | 0 | 82 |
| 1430 | 0 | 28 | 0 | 28 | 0 | 0 | 56 |
| 1500 | 0 | 0 | 0 | 0 | 0 | 0 | 0 |
| 1530 | 0 | 0 | 0 | 0 | 0 | 0 | 0 |
| 1600 | 0 | 0 | 0 | 0 | 0 | 0 | 0 |
| 1630 | 0 | 0 | 0 | 0 | 0 | 0 | 0 |
| 1700 | 0 | 0 | 0 | 0 | 0 | 0 | 0 |
| 1730 | 0 | 0 | 0 | 0 | 0 | 0 | 0 |
| 1800 | 0 | 0 | 0 | 0 | 0 | 0 | 0 |
| 1830 | 0 | 0 | 0 | 0 | 0 | 0 | 0 |
| 1900 | 0 | 0 | 33 | 0 | 0 | 0 | 33 |
| 1930 | 0 | 0 | 33 | 0 | 0 | 0 | 33 |
| 2000 | 0 | 0 | 33 | 0 | 0 | 0 | 33 |
| 2030 | 0 | 0 | 33 | 0 | 0 | 0 | 33 |
| 2100 | 0 | 0 | 33 | 0 | 0 | 0 | 33 |
| 2130 | 0 | 0 | 33 | 0 | 0 | 0 | 33 |
| Total Student Seat 1/2 Hours: | 396 | 456 | 438 | 456 | 0 | 0 | 1,746 |
| Total Student Seat Hours: | 198 | 228 | 219 | 228 | 0 | 0 | 873 |
| % Max Student Hrs: | 36% | 42% | 40% | 42% | 0% | 0% | 32% |
| % State Benchmark: | 72% | 83% | 79% | 83% | 0% | 0% | 63% |

| CRN | Course | Enroll | Dates | Days | BTime | ETime | Instructor | Hrs | Type |
|-------|----------|--------|------------|------|-------|-------|--------------------|-----|------|
| 70845 | ANTH V01 | 41 | 8/19 12/18 | M W | 0800 | 0915 | Aiello, Paul V. | 3 | WC |
| 70859 | ANTH V01 | 42 | 8/19 12/18 | T R | 0900 | 1015 | Lange, Cari K. | 3 | WC |
| 70814 | ANTH V01 | 39 | 8/19 12/18 | M W | 0930 | 1045 | Aiello, Paul V. | 3 | WC |
| 70864 | ANTH V01 | 41 | 8/19 12/18 | T R | 1030 | 1145 | Lange, Cari K. | 3 | WC |
| 70804 | CJ V35 | 15 | 8/19 12/18 | M | 1130 | 1420 | Prell, Ted O. | 3 | WC |
| 70084 | ANTH V35 | 11 | 8/19 12/18 | M | 1130 | 1420 | Lange, Cari K. | 3 | WC |
| 70096 | ANTH V01 | 41 | 8/19 12/18 | T R | 1200 | 1315 | Curtis, Matthew C. | 3 | WC |
| 70436 | ANTH V03 | 28 | 8/19 12/18 | T R | 1330 | 1445 | Curtis, Matthew C. | 3 | WC |
| 70515 | ANTH V01 | 33 | 8/19 12/18 | W | 1900 | 2150 | Lange, Cari K. | 3 | WC |

Utilization % Color Codes:

| | | | |
|-----------|------------|-------------|-------------|
| Red < 25% | Blue < 50% | Green < 90% | Gold >= 90% |
|-----------|------------|-------------|-------------|

| | | | | | |
|------------------|-------|----------------------|--------------|------------------------------------|-----------|
| Capacity: | 39 | Students (Banner) | Description: | Multidisciplinary Center East/West | |
| Stations: | 39 | Students (Fusion) | Division: | | |
| Max Student Hrs: | 2,730 | Capacity * 70 Hrs/Wk | Room Use: | 210 | Class Lab |
| Use Factor: | 53 | Hrs/Week | Size: | 789 | Sq. Feet |
| Occ Factor: | 26 | Students/Hr | TOP Code: | 220200 | |
| State Benchmark: | 1,378 | Student Hours/Wk | TOP Title: | Anthropology | |

Number of Students by Time and Day

| Time | Mon | Tues | Wed | Thur | Fri | Sat | Week |
|-------------------------------|-----|------|-----|------|-----|-----|------|
| 0700 | 0 | 0 | 0 | 0 | 0 | 0 | 0 |
| 0730 | 0 | 0 | 0 | 0 | 0 | 0 | 0 |
| 0800 | 0 | 0 | 0 | 0 | 0 | 0 | 0 |
| 0830 | 0 | 0 | 0 | 0 | 0 | 0 | 0 |
| 0900 | 0 | 0 | 0 | 0 | 0 | 0 | 0 |
| 0930 | 0 | 0 | 0 | 0 | 0 | 0 | 0 |
| 1000 | 25 | 25 | 25 | 25 | 0 | 0 | 100 |
| 1030 | 25 | 25 | 25 | 25 | 0 | 0 | 100 |
| 1100 | 25 | 25 | 25 | 25 | 0 | 0 | 100 |
| 1130 | 25 | 25 | 25 | 25 | 0 | 0 | 100 |
| 1200 | 25 | 25 | 25 | 25 | 0 | 0 | 100 |
| 1230 | 25 | 25 | 25 | 25 | 0 | 0 | 100 |
| 1300 | 0 | 0 | 0 | 0 | 0 | 0 | 0 |
| 1330 | 0 | 0 | 0 | 0 | 0 | 0 | 0 |
| 1400 | 0 | 0 | 0 | 0 | 0 | 0 | 0 |
| 1430 | 0 | 0 | 0 | 0 | 0 | 0 | 0 |
| 1500 | 0 | 0 | 0 | 0 | 0 | 0 | 0 |
| 1530 | 0 | 0 | 0 | 0 | 0 | 0 | 0 |
| 1600 | 0 | 0 | 0 | 0 | 0 | 0 | 0 |
| 1630 | 0 | 0 | 0 | 0 | 0 | 0 | 0 |
| 1700 | 0 | 0 | 0 | 0 | 0 | 0 | 0 |
| 1730 | 0 | 0 | 0 | 0 | 0 | 0 | 0 |
| 1800 | 0 | 0 | 0 | 0 | 0 | 0 | 0 |
| 1830 | 0 | 0 | 0 | 0 | 0 | 0 | 0 |
| 1900 | 0 | 0 | 0 | 0 | 0 | 0 | 0 |
| 1930 | 0 | 0 | 0 | 0 | 0 | 0 | 0 |
| 2000 | 0 | 0 | 0 | 0 | 0 | 0 | 0 |
| 2030 | 0 | 0 | 0 | 0 | 0 | 0 | 0 |
| 2100 | 0 | 0 | 0 | 0 | 0 | 0 | 0 |
| 2130 | 0 | 0 | 0 | 0 | 0 | 0 | 0 |
| Total Student Seat 1/2 Hours: | 150 | 150 | 150 | 150 | 0 | 0 | 600 |
| Total Student Seat Hours: | 75 | 75 | 75 | 75 | 0 | 0 | 300 |
| % Max Student Hrs: | 14% | 14% | 14% | 14% | 0% | 0% | 11% |
| % State Benchmark: | 27% | 27% | 27% | 27% | 0% | 0% | 22% |

| CRN | Course | Enroll | Dates | Days | BTime | ETime | Instructor | Hrs | Type |
|-------|----------|--------|-------|------|-------|-------|------------|------------------|-------|
| 52738 | ANTH V01 | 25 | 6/17 | 7/15 | MTWR | 1000 | 1250 | Norvell, John M. | 12 DC |

| | | | | |
|----------------------------|-----------|----------------------|--------------|------------------------------------|
| Utilization % Color Codes: | Red < 25% | Blue < 50% | Green < 90% | Gold >= 90% |
| Capacity: | 28 | Students (Banner) | Description: | Multidisciplinary Center East/West |
| Stations: | 28 | Students (Fusion) | Division: | |
| Max Student Hrs: | 1,960 | Capacity * 70 Hrs/Wk | Room Use: | 210 Class Lab |
| Use Factor: | 53 | Hrs/Week | Size: | 1,180 Sq. Feet |
| Occ Factor: | 19 | Students/Hr | TOP Code: | 220200 |
| State Benchmark: | 989 | Student Hours/Wk | TOP Title: | Anthropology |

Number of Students by Time and Day

| Time | Mon | Tues | Wed | Thur | Fri | Sat | Week |
|-------------------------------|-----|------|-----|------|-----|-----|------|
| 0700 | 0 | 0 | 0 | 0 | 0 | 0 | 0 |
| 0730 | 0 | 0 | 0 | 0 | 0 | 0 | 0 |
| 0800 | 0 | 0 | 0 | 0 | 0 | 0 | 0 |
| 0830 | 0 | 0 | 0 | 0 | 0 | 0 | 0 |
| 0900 | 0 | 22 | 0 | 0 | 0 | 0 | 22 |
| 0930 | 0 | 22 | 0 | 0 | 0 | 0 | 22 |
| 1000 | 0 | 22 | 0 | 0 | 0 | 0 | 22 |
| 1030 | 0 | 22 | 0 | 0 | 0 | 0 | 22 |
| 1100 | 0 | 22 | 0 | 0 | 0 | 0 | 22 |
| 1130 | 27 | 27 | 0 | 0 | 0 | 0 | 49 |
| 1200 | 27 | 27 | 0 | 0 | 0 | 0 | 54 |
| 1230 | 27 | 27 | 0 | 0 | 0 | 0 | 54 |
| 1300 | 27 | 27 | 0 | 0 | 0 | 0 | 54 |
| 1330 | 27 | 27 | 0 | 0 | 0 | 0 | 54 |
| 1400 | 27 | 27 | 0 | 0 | 0 | 0 | 54 |
| 1430 | 27 | 27 | 0 | 0 | 0 | 0 | 54 |
| 1500 | 27 | 0 | 0 | 0 | 0 | 0 | 27 |
| 1530 | 27 | 0 | 0 | 0 | 0 | 0 | 27 |
| 1600 | 27 | 0 | 0 | 0 | 0 | 0 | 27 |
| 1630 | 27 | 0 | 0 | 0 | 0 | 0 | 27 |
| 1700 | 27 | 0 | 0 | 0 | 0 | 0 | 27 |
| 1730 | 0 | 0 | 0 | 0 | 0 | 0 | 0 |
| 1800 | 0 | 0 | 0 | 0 | 0 | 0 | 0 |
| 1830 | 0 | 0 | 0 | 0 | 0 | 0 | 0 |
| 1900 | 0 | 0 | 0 | 0 | 0 | 0 | 0 |
| 1930 | 0 | 0 | 0 | 0 | 0 | 0 | 0 |
| 2000 | 0 | 0 | 0 | 0 | 0 | 0 | 0 |
| 2030 | 0 | 0 | 0 | 0 | 0 | 0 | 0 |
| 2100 | 0 | 0 | 0 | 0 | 0 | 0 | 0 |
| 2130 | 0 | 0 | 0 | 0 | 0 | 0 | 0 |
| Total Student Seat 1/2 Hours: | 324 | 294 | 0 | 0 | 0 | 0 | 618 |
| Total Student Seat Hours: | 162 | 147 | 0 | 0 | 0 | 0 | 309 |
| % Max Student Hrs: | 41% | 38% | 0% | 0% | 0% | 0% | 16% |
| % State Benchmark: | 82% | 74% | 0% | 0% | 0% | 0% | 31% |

| CRN | Course | Enroll | Dates | Days | BTime | ETime | Instructor | Hrs | Type |
|-------|-----------|--------|----------|------|-------|-------|----------------|-----|------|
| 31606 | ANTH V01L | 22 | 1/6 5/19 | T | 0900 | 1150 | Vigil, Alberto | 3 | WC |
| 31500 | ANTH V01L | 27 | 1/6 5/19 | M | 1130 | 1420 | Vlaszof, Nora | 3 | WC |
| 31463 | ANTH V01L | 27 | 1/6 5/19 | T | 1200 | 1450 | Vigil, Alberto | 3 | WC |
| 30533 | ANTH V01L | 27 | 1/6 5/19 | M | 1430 | 1720 | Vlaszof, Nora | 3 | WC |

| | | | | |
|----------------------------|-----------|----------------------|--------------|------------------------------------|
| Utilization % Color Codes: | Red < 25% | Blue < 50% | Green < 90% | Gold >= 90% |
| Capacity: | 28 | Students (Banner) | Description: | Multidisciplinary Center East/West |
| Stations: | 28 | Students (Fusion) | Division: | |
| Max Student Hrs: | 1,960 | Capacity * 70 Hrs/Wk | Room Use: | 210 Class Lab |
| Use Factor: | 53 | Hrs/Week | Size: | 1,180 Sq. Feet |
| Occ Factor: | 19 | Students/Hr | TOP Code: | 220200 |
| State Benchmark: | 989 | Student Hours/Wk | TOP Title: | Anthropology |

Number of Students by Time and Day

| Time | Mon | Tues | Wed | Thur | Fri | Sat | Week |
|-------------------------------|-----|------|-----|------|-----|-----|------|
| 0700 | 0 | 0 | 0 | 0 | 0 | 0 | 0 |
| 0730 | 0 | 0 | 0 | 0 | 0 | 0 | 0 |
| 0800 | 0 | 0 | 0 | 0 | 0 | 0 | 0 |
| 0830 | 0 | 0 | 0 | 0 | 0 | 0 | 0 |
| 0900 | 0 | 0 | 0 | 0 | 0 | 0 | 0 |
| 0930 | 0 | 0 | 0 | 0 | 0 | 0 | 0 |
| 1000 | 0 | 0 | 0 | 0 | 0 | 0 | 0 |
| 1030 | 0 | 0 | 0 | 0 | 0 | 0 | 0 |
| 1100 | 0 | 0 | 0 | 0 | 0 | 0 | 0 |
| 1130 | 0 | 0 | 26 | 0 | 0 | 0 | 26 |
| 1200 | 0 | 31 | 26 | 0 | 0 | 0 | 57 |
| 1230 | 0 | 31 | 26 | 0 | 0 | 0 | 57 |
| 1300 | 0 | 31 | 26 | 0 | 0 | 0 | 57 |
| 1330 | 0 | 31 | 26 | 0 | 0 | 0 | 57 |
| 1400 | 0 | 31 | 26 | 0 | 0 | 0 | 57 |
| 1430 | 30 | 31 | 0 | 0 | 0 | 0 | 61 |
| 1500 | 30 | 0 | 0 | 0 | 0 | 0 | 30 |
| 1530 | 30 | 0 | 0 | 0 | 0 | 0 | 30 |
| 1600 | 30 | 0 | 0 | 0 | 0 | 0 | 30 |
| 1630 | 30 | 0 | 0 | 0 | 0 | 0 | 30 |
| 1700 | 30 | 0 | 0 | 0 | 0 | 0 | 30 |
| 1730 | 0 | 0 | 0 | 0 | 0 | 0 | 0 |
| 1800 | 0 | 0 | 0 | 0 | 0 | 0 | 0 |
| 1830 | 0 | 0 | 0 | 0 | 0 | 0 | 0 |
| 1900 | 0 | 0 | 0 | 0 | 0 | 0 | 0 |
| 1930 | 0 | 0 | 0 | 0 | 0 | 0 | 0 |
| 2000 | 0 | 0 | 0 | 0 | 0 | 0 | 0 |
| 2030 | 0 | 0 | 0 | 0 | 0 | 0 | 0 |
| 2100 | 0 | 0 | 0 | 0 | 0 | 0 | 0 |
| 2130 | 0 | 0 | 0 | 0 | 0 | 0 | 0 |
| Total Student Seat 1/2 Hours: | 180 | 186 | 156 | 0 | 0 | 0 | 522 |
| Total Student Seat Hours: | 90 | 93 | 78 | 0 | 0 | 0 | 261 |
| % Max Student Hrs: | 23% | 24% | 20% | 0% | 0% | 0% | 13% |
| % State Benchmark: | 45% | 47% | 39% | 0% | 0% | 0% | 26% |

| CRN | Course | Enroll | Dates | Days | BTime | ETime | Instructor | Hrs | Type |
|-------|-----------|--------|------------|------|-------|-------|----------------|-----|------|
| 71714 | ANTH V35L | 11 | 8/19 12/18 | W | 1130 | 1420 | Lange, Cari K. | 3 | WC |
| 70579 | CJ V35L | 15 | 8/19 12/18 | W | 1130 | 1420 | Lange, Cari K. | 3 | WC |
| 71549 | ANTH V01L | 31 | 8/19 12/18 | T | 1200 | 1450 | Lange, Cari K. | 3 | WC |
| 79556 | ANTH V01L | 30 | 8/19 12/18 | M | 1430 | 1720 | Lange, Cari K. | 3 | WC |

| | | | | |
|----------------------------|-----------|----------------------|--------------|------------------------------------|
| Utilization % Color Codes: | Red < 25% | Blue < 50% | Green < 90% | Gold >= 90% |
| Capacity: | 39 | Students (Banner) | Description: | Multidisciplinary Center East/West |
| Stations: | 39 | Students (Fusion) | Division: | |
| Max Student Hrs: | 2,730 | Capacity * 70 Hrs/Wk | Room Use: | 110 Classroom |
| Use Factor: | 53 | Hrs/Week | Size: | 969 Sq. Feet |
| Occ Factor: | 26 | Students/Hr | TOP Code: | 009900 |
| State Benchmark: | 1,378 | Student Hours/Wk | TOP Title: | General Assignment |

Number of Students by Time and Day

| Time | Mon | Tues | Wed | Thur | Fri | Sat | Week |
|-------------------------------|-----|------|-----|------|-----|-----|-------|
| 0700 | 0 | 0 | 0 | 0 | 0 | 0 | 0 |
| 0730 | 0 | 0 | 0 | 0 | 0 | 0 | 0 |
| 0800 | 0 | 0 | 0 | 0 | 0 | 0 | 0 |
| 0830 | 0 | 0 | 0 | 0 | 0 | 0 | 0 |
| 0900 | 0 | 24 | 0 | 24 | 0 | 0 | 48 |
| 0930 | 23 | 24 | 23 | 24 | 0 | 0 | 94 |
| 1000 | 23 | 24 | 23 | 24 | 0 | 0 | 94 |
| 1030 | 23 | 41 | 23 | 41 | 0 | 0 | 128 |
| 1100 | 0 | 41 | 0 | 41 | 0 | 0 | 82 |
| 1130 | 27 | 41 | 27 | 41 | 0 | 0 | 136 |
| 1200 | 27 | 43 | 27 | 43 | 0 | 0 | 140 |
| 1230 | 27 | 43 | 27 | 43 | 0 | 0 | 140 |
| 1300 | 0 | 43 | 0 | 43 | 0 | 0 | 86 |
| 1330 | 0 | 0 | 0 | 0 | 0 | 0 | 0 |
| 1400 | 0 | 0 | 0 | 0 | 0 | 0 | 0 |
| 1430 | 0 | 0 | 0 | 0 | 0 | 0 | 0 |
| 1500 | 0 | 0 | 0 | 0 | 0 | 0 | 0 |
| 1530 | 0 | 0 | 0 | 0 | 0 | 0 | 0 |
| 1600 | 0 | 0 | 31 | 0 | 0 | 0 | 31 |
| 1630 | 0 | 0 | 31 | 0 | 0 | 0 | 31 |
| 1700 | 0 | 0 | 31 | 0 | 0 | 0 | 31 |
| 1730 | 0 | 0 | 31 | 0 | 0 | 0 | 31 |
| 1800 | 0 | 0 | 31 | 0 | 0 | 0 | 31 |
| 1830 | 0 | 0 | 31 | 0 | 0 | 0 | 31 |
| 1900 | 0 | 0 | 0 | 32 | 0 | 0 | 32 |
| 1930 | 0 | 0 | 0 | 32 | 0 | 0 | 32 |
| 2000 | 0 | 0 | 0 | 32 | 0 | 0 | 32 |
| 2030 | 0 | 0 | 0 | 32 | 0 | 0 | 32 |
| 2100 | 0 | 0 | 0 | 32 | 0 | 0 | 32 |
| 2130 | 0 | 0 | 0 | 32 | 0 | 0 | 32 |
| Total Student Seat 1/2 Hours: | 150 | 324 | 336 | 516 | 0 | 0 | 1,326 |
| Total Student Seat Hours: | 75 | 162 | 168 | 258 | 0 | 0 | 663 |
| % Max Student Hrs: | 14% | 30% | 31% | 47% | 0% | 0% | 24% |
| % State Benchmark: | 27% | 59% | 61% | 94% | 0% | 0% | 48% |

| CRN | Course | Enroll | Dates | Days | BTime | ETime | Instructor | Hrs | Type |
|-------|----------|--------|-------|------|-------|-------|------------|----------------------|------|
| 30015 | ANTH V02 | 24 | 1/6 | 5/19 | T R | 0900 | 1015 | Mandel-Toren, Nadine | 3 WC |
| 30013 | ANTH V02 | 23 | 1/6 | 5/19 | M W | 0930 | 1045 | Taber, Patricia K. | 3 WC |
| 30294 | ANTH V02 | 41 | 1/6 | 5/19 | T R | 1030 | 1145 | Fiumerodo, Maria T. | 3 WC |
| 30016 | ANTH V02 | 27 | 1/6 | 5/19 | M W | 1130 | 1245 | Taber, Patricia K. | 3 WC |
| 30017 | ANTH V02 | 43 | 1/6 | 5/19 | T R | 1200 | 1315 | Fiumerodo, Maria T. | 3 WC |
| 30707 | ANTH V06 | 31 | 1/6 | 5/19 | W | 1600 | 1850 | Fiumerodo, Maria T. | 3 WC |
| 31814 | ANTH V02 | 32 | 1/6 | 5/19 | R | 1900 | 2150 | Fiumerodo, Maria T. | 3 WC |

| | | | | |
|----------------------------|-----------|----------------------|--------------|------------------------------------|
| Utilization % Color Codes: | Red < 25% | Blue < 50% | Green < 90% | Gold >= 90% |
| Capacity: | 39 | Students (Banner) | Description: | Multidisciplinary Center East/West |
| Stations: | 39 | Students (Fusion) | Division: | |
| Max Student Hrs: | 2,730 | Capacity * 70 Hrs/Wk | Room Use: | 110 Classroom |
| Use Factor: | 53 | Hrs/Week | Size: | 969 Sq. Feet |
| Occ Factor: | 26 | Students/Hr | TOP Code: | 009900 |
| State Benchmark: | 1,378 | Student Hours/Wk | TOP Title: | General Assignment |

Number of Students by Time and Day

| Time | Mon | Tues | Wed | Thur | Fri | Sat | Week |
|-------------------------------|-----|------|-----|------|-----|-----|-------|
| 0700 | 0 | 0 | 0 | 0 | 0 | 0 | 0 |
| 0730 | 0 | 0 | 0 | 0 | 0 | 0 | 0 |
| 0800 | 0 | 0 | 0 | 0 | 0 | 0 | 0 |
| 0830 | 0 | 0 | 0 | 0 | 0 | 0 | 0 |
| 0900 | 0 | 38 | 0 | 38 | 0 | 0 | 76 |
| 0930 | 38 | 38 | 38 | 38 | 0 | 0 | 152 |
| 1000 | 38 | 38 | 38 | 38 | 0 | 0 | 152 |
| 1030 | 38 | 44 | 38 | 44 | 0 | 0 | 164 |
| 1100 | 0 | 44 | 0 | 44 | 0 | 0 | 88 |
| 1130 | 38 | 44 | 38 | 44 | 0 | 0 | 164 |
| 1200 | 38 | 41 | 38 | 41 | 0 | 0 | 158 |
| 1230 | 38 | 41 | 38 | 41 | 0 | 0 | 158 |
| 1300 | 0 | 41 | 0 | 41 | 0 | 0 | 82 |
| 1330 | 0 | 0 | 0 | 0 | 0 | 0 | 0 |
| 1400 | 0 | 0 | 0 | 0 | 0 | 0 | 0 |
| 1430 | 0 | 0 | 0 | 0 | 0 | 0 | 0 |
| 1500 | 0 | 0 | 0 | 0 | 0 | 0 | 0 |
| 1530 | 0 | 0 | 0 | 0 | 0 | 0 | 0 |
| 1600 | 0 | 19 | 45 | 0 | 0 | 0 | 64 |
| 1630 | 0 | 19 | 45 | 0 | 0 | 0 | 64 |
| 1700 | 0 | 19 | 45 | 0 | 0 | 0 | 64 |
| 1730 | 0 | 19 | 45 | 0 | 0 | 0 | 64 |
| 1800 | 0 | 19 | 45 | 0 | 0 | 0 | 64 |
| 1830 | 0 | 19 | 45 | 0 | 0 | 0 | 64 |
| 1900 | 0 | 0 | 0 | 41 | 0 | 0 | 41 |
| 1930 | 0 | 0 | 0 | 41 | 0 | 0 | 41 |
| 2000 | 0 | 0 | 0 | 41 | 0 | 0 | 41 |
| 2030 | 0 | 0 | 0 | 41 | 0 | 0 | 41 |
| 2100 | 0 | 0 | 0 | 41 | 0 | 0 | 41 |
| 2130 | 0 | 0 | 0 | 41 | 0 | 0 | 41 |
| Total Student Seat 1/2 Hours: | 228 | 483 | 498 | 615 | 0 | 0 | 1,824 |
| Total Student Seat Hours: | 114 | 242 | 249 | 308 | 0 | 0 | 912 |
| % Max Student Hrs: | 21% | 44% | 46% | 56% | 0% | 0% | 33% |
| % State Benchmark: | 41% | 88% | 90% | 112% | 0% | 0% | 66% |

| CRN | Course | Enroll | Dates | Days | BTime | ETime | Instructor | Hrs | Type |
|-------|----------|--------|------------|------|-------|-------|----------------------|-----|------|
| 70900 | ANTH V02 | 38 | 8/19 12/18 | T R | 0900 | 1015 | Mandel-Toren, Nadine | 3 | WC |
| 70935 | ANTH V02 | 38 | 8/19 12/18 | M W | 0930 | 1045 | Taber, Patricia K. | 3 | WC |
| 70876 | ANTH V02 | 44 | 8/19 12/18 | T R | 1030 | 1145 | Fiumerodo, Maria T. | 3 | WC |
| 70898 | ANTH V02 | 38 | 8/19 12/18 | M W | 1130 | 1245 | Taber, Patricia K. | 3 | WC |
| 79122 | ANTH V02 | 41 | 8/19 12/18 | T R | 1200 | 1315 | Fiumerodo, Maria T. | 3 | WC |
| 70452 | ANTH V07 | 45 | 8/19 12/18 | W | 1600 | 1850 | Fiumerodo, Maria T. | 3 | WC |
| 72340 | ANTH V02 | 19 | 8/19 12/18 | T | 1600 | 1850 | Taber, Patricia K. | 3 | WC |
| 70932 | ANTH V02 | 41 | 8/19 12/18 | R | 1900 | 2150 | Fiumerodo, Maria T. | 3 | WC |

| | | | | |
|----------------------------|-----------|----------------------|--------------|------------------------------------|
| Utilization % Color Codes: | Red < 25% | Blue < 50% | Green < 90% | Gold >= 90% |
| Capacity: | 39 | Students (Banner) | Description: | Multidisciplinary Center East/West |
| Stations: | 39 | Students (Fusion) | Division: | |
| Max Student Hrs: | 2,730 | Capacity * 70 Hrs/Wk | Room Use: | 110 Classroom |
| Use Factor: | 53 | Hrs/Week | Size: | 969 Sq. Feet |
| Occ Factor: | 26 | Students/Hr | TOP Code: | 009900 |
| State Benchmark: | 1,378 | Student Hours/Wk | TOP Title: | General Assignment |

Number of Students by Time and Day

| Time | Mon | Tues | Wed | Thur | Fri | Sat | Week |
|-------------------------------|-----|------|-----|------|-----|-----|-------|
| 0700 | 0 | 0 | 0 | 0 | 0 | 0 | 0 |
| 0730 | 0 | 0 | 0 | 0 | 0 | 0 | 0 |
| 0800 | 0 | 0 | 0 | 0 | 0 | 0 | 0 |
| 0830 | 0 | 0 | 0 | 0 | 0 | 0 | 0 |
| 0900 | 0 | 0 | 0 | 0 | 0 | 0 | 0 |
| 0930 | 0 | 0 | 0 | 0 | 0 | 0 | 0 |
| 1000 | 27 | 27 | 27 | 27 | 0 | 0 | 108 |
| 1030 | 27 | 27 | 27 | 27 | 0 | 0 | 108 |
| 1100 | 27 | 27 | 27 | 27 | 0 | 0 | 108 |
| 1130 | 27 | 27 | 27 | 27 | 0 | 0 | 108 |
| 1200 | 32 | 32 | 32 | 32 | 0 | 0 | 128 |
| 1230 | 32 | 32 | 32 | 32 | 0 | 0 | 128 |
| 1300 | 32 | 32 | 32 | 32 | 0 | 0 | 128 |
| 1330 | 32 | 32 | 32 | 32 | 0 | 0 | 128 |
| 1400 | 32 | 32 | 32 | 32 | 0 | 0 | 128 |
| 1430 | 32 | 32 | 32 | 32 | 0 | 0 | 128 |
| 1500 | 0 | 0 | 0 | 0 | 0 | 0 | 0 |
| 1530 | 0 | 0 | 0 | 0 | 0 | 0 | 0 |
| 1600 | 0 | 0 | 0 | 0 | 0 | 0 | 0 |
| 1630 | 0 | 0 | 0 | 0 | 0 | 0 | 0 |
| 1700 | 0 | 0 | 0 | 0 | 0 | 0 | 0 |
| 1730 | 0 | 0 | 0 | 0 | 0 | 0 | 0 |
| 1800 | 0 | 0 | 0 | 0 | 0 | 0 | 0 |
| 1830 | 0 | 0 | 0 | 0 | 0 | 0 | 0 |
| 1900 | 0 | 0 | 0 | 0 | 0 | 0 | 0 |
| 1930 | 0 | 0 | 0 | 0 | 0 | 0 | 0 |
| 2000 | 0 | 0 | 0 | 0 | 0 | 0 | 0 |
| 2030 | 0 | 0 | 0 | 0 | 0 | 0 | 0 |
| 2100 | 0 | 0 | 0 | 0 | 0 | 0 | 0 |
| 2130 | 0 | 0 | 0 | 0 | 0 | 0 | 0 |
| Total Student Seat 1/2 Hours: | 300 | 300 | 300 | 300 | 0 | 0 | 1,200 |
| Total Student Seat Hours: | 150 | 150 | 150 | 150 | 0 | 0 | 600 |
| % Max Student Hrs: | 27% | 27% | 27% | 27% | 0% | 0% | 22% |
| % State Benchmark: | 54% | 54% | 54% | 54% | 0% | 0% | 44% |

| CRN | Course | Enroll | Dates | Days | BTime | ETime | Instructor | Hrs | Type |
|-------|----------|--------|-------|------|-------|-------|------------|----------------------|-------|
| 50109 | ANTH V02 | 27 | 6/17 | 7/29 | MTWR | 1000 | 1150 | Taber, Patricia K. | 8 DC |
| 50149 | ANTH V02 | 32 | 6/17 | 7/15 | MTWR | 1200 | 1450 | Mandel-Toren, Nadine | 12 DC |

Utilization % Color Codes:



| | | | | | |
|------------------|-------|----------------------|--------------|------------------------------------|-----------|
| Capacity: | 33 | Students (Banner) | Description: | Multidisciplinary Center East/West | |
| Stations: | 33 | Students (Fusion) | Division: | | |
| Max Student Hrs: | 2,310 | Capacity * 70 Hrs/Wk | Room Use: | 110 | Classroom |
| Use Factor: | 53 | Hrs/Week | Size: | 1,073 | Sq. Feet |
| Occ Factor: | 22 | Students/Hr | TOP Code: | 009900 | |
| State Benchmark: | 1,166 | Student Hours/Wk | TOP Title: | General Assignment | |

Number of Students by Time and Day

| Time | Mon | Tues | Wed | Thur | Fri | Sat | Week |
|-------------------------------|------|------|-----|------|-----|-----|-------|
| 0700 | 0 | 0 | 0 | 0 | 0 | 0 | 0 |
| 0730 | 0 | 0 | 0 | 0 | 0 | 0 | 0 |
| 0800 | 0 | 0 | 0 | 0 | 0 | 0 | 0 |
| 0830 | 0 | 0 | 0 | 0 | 0 | 0 | 0 |
| 0900 | 51 | 0 | 51 | 0 | 0 | 0 | 102 |
| 0930 | 51 | 0 | 51 | 0 | 0 | 0 | 102 |
| 1000 | 0 | 0 | 0 | 0 | 0 | 0 | 0 |
| 1030 | 0 | 0 | 31 | 0 | 0 | 0 | 31 |
| 1100 | 0 | 0 | 31 | 0 | 0 | 0 | 31 |
| 1130 | 0 | 0 | 31 | 0 | 0 | 0 | 31 |
| 1200 | 0 | 0 | 0 | 28 | 0 | 0 | 28 |
| 1230 | 0 | 0 | 0 | 28 | 0 | 0 | 28 |
| 1300 | 34 | 0 | 31 | 28 | 0 | 0 | 93 |
| 1330 | 34 | 28 | 31 | 0 | 0 | 0 | 93 |
| 1400 | 34 | 28 | 31 | 0 | 0 | 0 | 93 |
| 1430 | 34 | 28 | 0 | 0 | 0 | 0 | 62 |
| 1500 | 34 | 0 | 0 | 0 | 0 | 0 | 34 |
| 1530 | 30 | 25 | 0 | 25 | 0 | 0 | 80 |
| 1600 | 30 | 25 | 0 | 25 | 0 | 0 | 80 |
| 1630 | 30 | 25 | 0 | 25 | 0 | 0 | 80 |
| 1700 | 30 | 0 | 0 | 0 | 0 | 0 | 30 |
| 1730 | 30 | 0 | 0 | 0 | 0 | 0 | 30 |
| 1800 | 0 | 0 | 0 | 0 | 0 | 0 | 0 |
| 1830 | 0 | 0 | 0 | 0 | 0 | 0 | 0 |
| 1900 | 24 | 32 | 0 | 31 | 0 | 0 | 87 |
| 1930 | 24 | 32 | 0 | 31 | 0 | 0 | 87 |
| 2000 | 24 | 32 | 0 | 31 | 0 | 0 | 87 |
| 2030 | 24 | 32 | 0 | 31 | 0 | 0 | 87 |
| 2100 | 24 | 32 | 0 | 31 | 0 | 0 | 87 |
| 2130 | 0 | 32 | 0 | 31 | 0 | 0 | 63 |
| Total Student Seat 1/2 Hours: | 542 | 351 | 288 | 345 | 0 | 0 | 1,526 |
| Total Student Seat Hours: | 271 | 176 | 144 | 173 | 0 | 0 | 763 |
| % Max Student Hrs: | 59% | 38% | 31% | 37% | 0% | 0% | 33% |
| % State Benchmark: | 116% | 75% | 62% | 74% | 0% | 0% | 65% |

| CRN | Course | Enroll | Dates | Days | BTime | ETime | Instructor | Hrs | Type | |
|-------|-----------|--------|-------|------|-------|-------|------------|---------------------|------|----|
| 30554 | ENGL V02 | 26 | 3/17 | 5/16 | M W | 0900 | 0950 | Enfield, Amanda M. | 2 | DC |
| 30547 | ENGL V03 | 25 | 1/6 | 3/14 | M W | 0900 | 0950 | Enfield, Amanda M. | 2 | DC |
| 31351 | ENGL V01A | 31 | 1/6 | 5/19 | W | 1030 | 1145 | Beynon, Sharon J. | 2 | IU |
| 31603 | ENGL V01A | 28 | 1/6 | 5/19 | R | 1200 | 1315 | Lall, Sumita | 2 | IU |
| 39420 | ENGL V01A | 31 | 1/6 | 5/19 | W | 1300 | 1415 | Beynon, Sharon J. | 2 | IU |
| 31984 | ENGL V01A | 34 | 1/6 | 5/19 | M | 1300 | 1515 | Sund, S A. | 3 | WC |
| 31826 | ENGL V01A | 28 | 1/6 | 5/19 | T | 1330 | 1445 | Lall, Sumita | 2 | IU |
| 31065 | ENGL V21B | 25 | 1/6 | 5/19 | T R | 1530 | 1645 | Beynon, Sharon J. | 3 | WC |
| 38107 | ENGL V03 | 30 | 1/6 | 5/19 | M | 1530 | 1745 | Sund, S A. | 3 | WC |
| 31847 | ENGL V01B | 31 | 1/6 | 5/19 | R | 1900 | 2150 | Kraus, Elizabeth C. | 3 | WC |
| 32342 | COMM V01 | 32 | 1/6 | 5/19 | T | 1900 | 2150 | Amar, Gary J. | 3 | WC |
| 30457 | ENGL V02 | 24 | 1/6 | 5/19 | M | 1900 | 2115 | Lall, Sumita | 3 | WC |

Utilization % Color Codes:

| | | | |
|-----------|------------|-------------|-------------|
| Red < 25% | Blue < 50% | Green < 90% | Gold >= 90% |
|-----------|------------|-------------|-------------|

| | | | | | |
|------------------|-------|----------------------|--------------|------------------------------------|-----------|
| Capacity: | 33 | Students (Banner) | Description: | Multidisciplinary Center East/West | |
| Stations: | 33 | Students (Fusion) | Division: | | |
| Max Student Hrs: | 2,310 | Capacity * 70 Hrs/Wk | Room Use: | 110 | Classroom |
| Use Factor: | 53 | Hrs/Week | Size: | 1,073 | Sq. Feet |
| Occ Factor: | 22 | Students/Hr | TOP Code: | 009900 | |
| State Benchmark: | 1,166 | Student Hours/Wk | TOP Title: | General Assignment | |

Number of Students by Time and Day

| Time | Mon | Tues | Wed | Thur | Fri | Sat | Week |
|-------------------------------|------|------|-----|------|-----|-----|-------|
| 0700 | 0 | 0 | 0 | 0 | 0 | 0 | 0 |
| 0730 | 0 | 0 | 0 | 0 | 0 | 0 | 0 |
| 0800 | 0 | 0 | 0 | 0 | 0 | 0 | 0 |
| 0830 | 30 | 0 | 30 | 0 | 30 | 0 | 90 |
| 0900 | 30 | 26 | 30 | 29 | 30 | 0 | 145 |
| 0930 | 0 | 26 | 0 | 29 | 0 | 0 | 55 |
| 1000 | 0 | 26 | 0 | 29 | 0 | 0 | 55 |
| 1030 | 30 | 30 | 30 | 0 | 0 | 0 | 90 |
| 1100 | 30 | 30 | 30 | 0 | 0 | 0 | 90 |
| 1130 | 0 | 0 | 0 | 0 | 0 | 0 | 0 |
| 1200 | 0 | 0 | 0 | 0 | 0 | 0 | 0 |
| 1230 | 33 | 0 | 0 | 0 | 0 | 0 | 33 |
| 1300 | 33 | 0 | 0 | 0 | 0 | 0 | 33 |
| 1330 | 33 | 28 | 0 | 28 | 0 | 0 | 89 |
| 1400 | 33 | 28 | 0 | 28 | 0 | 0 | 89 |
| 1430 | 33 | 28 | 0 | 28 | 0 | 0 | 89 |
| 1500 | 0 | 0 | 0 | 0 | 0 | 0 | 0 |
| 1530 | 0 | 0 | 0 | 0 | 0 | 0 | 0 |
| 1600 | 0 | 0 | 0 | 0 | 0 | 0 | 0 |
| 1630 | 0 | 0 | 0 | 0 | 0 | 0 | 0 |
| 1700 | 0 | 0 | 0 | 0 | 0 | 0 | 0 |
| 1730 | 30 | 0 | 30 | 0 | 0 | 0 | 60 |
| 1800 | 30 | 0 | 30 | 0 | 0 | 0 | 60 |
| 1830 | 30 | 0 | 30 | 0 | 0 | 0 | 60 |
| 1900 | 29 | 25 | 0 | 0 | 0 | 0 | 54 |
| 1930 | 29 | 25 | 0 | 0 | 0 | 0 | 54 |
| 2000 | 29 | 25 | 0 | 0 | 0 | 0 | 54 |
| 2030 | 29 | 25 | 0 | 0 | 0 | 0 | 54 |
| 2100 | 29 | 25 | 0 | 0 | 0 | 0 | 54 |
| 2130 | 0 | 0 | 0 | 0 | 0 | 0 | 0 |
| Total Student Seat 1/2 Hours: | 520 | 347 | 210 | 171 | 60 | 0 | 1,308 |
| Total Student Seat Hours: | 260 | 174 | 105 | 86 | 30 | 0 | 654 |
| % Max Student Hrs: | 56% | 38% | 23% | 19% | 6% | 0% | 28% |
| % State Benchmark: | 112% | 74% | 45% | 37% | 13% | 0% | 56% |

| CRN | Course | Enroll | Dates | Days | BTime | ETime | Instructor | Hrs | Type |
|-------|-----------|--------|------------|-------|-------|-------|---------------------------|-----|------|
| 75547 | ENGL V01B | 30 | 8/19 12/18 | M W F | 0830 | 0920 | Cryer, Christine L. | 3 | WC |
| 72333 | ENGL V01A | 29 | 8/19 12/18 | R | 0900 | 1015 | Garcia, Jennifer S. | 2 | IU |
| 72112 | ENGL V01A | 26 | 8/19 12/18 | T | 0900 | 1015 | Garcia, Jennifer S. | 2 | IU |
| 71539 | ENGL V01A | 30 | 8/19 12/18 | MTW | 1030 | 1120 | Dickson-Lew, Katherine M. | 3 | WC |
| 71454 | ENGL V02 | 33 | 8/19 12/18 | M | 1230 | 1445 | Walker, Jaclyn S. | 3 | WC |
| 72360 | ENGL V01B | 28 | 8/19 12/18 | T R | 1330 | 1445 | Harriston, Ryan E. | 3 | WC |
| 71882 | ENGL V01B | 30 | 8/19 12/18 | M W | 1730 | 1845 | Kraus, Elizabeth C. | 3 | WC |
| 71449 | ENGL V01A | 25 | 8/19 12/18 | T | 1900 | 2115 | Guelcher, John H. | 3 | WC |
| 72671 | ENGL V02 | 29 | 8/19 12/18 | M | 1900 | 2115 | Kraus, Elizabeth C. | 3 | WC |

| | | | | |
|----------------------------|-----------|----------------------|--------------|------------------------------------|
| Utilization % Color Codes: | Red < 25% | Blue < 50% | Green < 90% | Gold >= 90% |
| Capacity: | 33 | Students (Banner) | Description: | Multidisciplinary Center East/West |
| Stations: | 33 | Students (Fusion) | Division: | |
| Max Student Hrs: | 2,310 | Capacity * 70 Hrs/Wk | Room Use: | 110 Classroom |
| Use Factor: | 53 | Hrs/Week | Size: | 1,073 Sq. Feet |
| Occ Factor: | 22 | Students/Hr | TOP Code: | 009900 |
| State Benchmark: | 1,166 | Student Hours/Wk | TOP Title: | General Assignment |

Number of Students by Time and Day

| Time | Mon | Tues | Wed | Thur | Fri | Sat | Week |
|-------------------------------|-----|------|-----|------|-----|-----|-------|
| 0700 | 0 | 0 | 0 | 0 | 0 | 0 | 0 |
| 0730 | 0 | 0 | 0 | 0 | 0 | 0 | 0 |
| 0800 | 29 | 29 | 29 | 29 | 0 | 0 | 116 |
| 0830 | 29 | 29 | 29 | 29 | 0 | 0 | 116 |
| 0900 | 29 | 29 | 29 | 29 | 0 | 0 | 116 |
| 0930 | 29 | 29 | 29 | 29 | 0 | 0 | 116 |
| 1000 | 32 | 32 | 32 | 32 | 0 | 0 | 128 |
| 1030 | 32 | 32 | 32 | 32 | 0 | 0 | 128 |
| 1100 | 32 | 32 | 32 | 32 | 0 | 0 | 128 |
| 1130 | 32 | 32 | 32 | 32 | 0 | 0 | 128 |
| 1200 | 0 | 0 | 0 | 0 | 0 | 0 | 0 |
| 1230 | 0 | 0 | 0 | 0 | 0 | 0 | 0 |
| 1300 | 0 | 0 | 0 | 0 | 0 | 0 | 0 |
| 1330 | 0 | 22 | 0 | 22 | 0 | 0 | 44 |
| 1400 | 0 | 22 | 0 | 22 | 0 | 0 | 44 |
| 1430 | 0 | 22 | 0 | 22 | 0 | 0 | 44 |
| 1500 | 0 | 22 | 0 | 22 | 0 | 0 | 44 |
| 1530 | 0 | 22 | 0 | 22 | 0 | 0 | 44 |
| 1600 | 0 | 22 | 0 | 22 | 0 | 0 | 44 |
| 1630 | 0 | 0 | 0 | 0 | 0 | 0 | 0 |
| 1700 | 0 | 0 | 0 | 0 | 0 | 0 | 0 |
| 1730 | 0 | 0 | 0 | 0 | 0 | 0 | 0 |
| 1800 | 0 | 0 | 0 | 0 | 0 | 0 | 0 |
| 1830 | 0 | 0 | 0 | 0 | 0 | 0 | 0 |
| 1900 | 0 | 0 | 0 | 0 | 0 | 0 | 0 |
| 1930 | 0 | 0 | 0 | 0 | 0 | 0 | 0 |
| 2000 | 0 | 0 | 0 | 0 | 0 | 0 | 0 |
| 2030 | 0 | 0 | 0 | 0 | 0 | 0 | 0 |
| 2100 | 0 | 0 | 0 | 0 | 0 | 0 | 0 |
| 2130 | 0 | 0 | 0 | 0 | 0 | 0 | 0 |
| Total Student Seat 1/2 Hours: | 244 | 376 | 244 | 376 | 0 | 0 | 1,240 |
| Total Student Seat Hours: | 122 | 188 | 122 | 188 | 0 | 0 | 620 |
| % Max Student Hrs: | 26% | 41% | 26% | 41% | 0% | 0% | 27% |
| % State Benchmark: | 52% | 81% | 52% | 81% | 0% | 0% | 53% |

| CRN | Course | Enroll | Dates | Days | BTime | ETime | Instructor | Hrs | Type |
|-------|-----------|--------|-----------|------|-------|-------|---------------------|-----|------|
| 53440 | ENGL V01B | 29 | 6/17 7/29 | MTWR | 0800 | 0950 | Kraus, Elizabeth C. | 8 | DC |
| 50118 | ENGL V01B | 32 | 6/17 7/29 | MTWR | 1000 | 1150 | Kraus, Elizabeth C. | 8 | DC |
| 55393 | ENGL V01A | 22 | 6/17 8/1 | T R | 1330 | 1620 | Walker, Jaclyn S. | 6 | IT |

| | | | | |
|----------------------------|-----------|----------------------|--------------|------------------------------------|
| Utilization % Color Codes: | Red < 25% | Blue < 50% | Green < 90% | Gold >= 90% |
| Capacity: | 39 | Students (Banner) | Description: | Multidisciplinary Center East/West |
| Stations: | 39 | Students (Fusion) | Division: | |
| Max Student Hrs: | 2,730 | Capacity * 70 Hrs/Wk | Room Use: | 110 Classroom |
| Use Factor: | 53 | Hrs/Week | Size: | 841 Sq. Feet |
| Occ Factor: | 26 | Students/Hr | TOP Code: | 009900 |
| State Benchmark: | 1,378 | Student Hours/Wk | TOP Title: | General Assignment |

Number of Students by Time and Day

| Time | Mon | Tues | Wed | Thur | Fri | Sat | Week |
|-------------------------------|------|------|-----|------|-----|-----|-------|
| 0700 | 0 | 0 | 0 | 0 | 0 | 0 | 0 |
| 0730 | 0 | 0 | 0 | 0 | 0 | 0 | 0 |
| 0800 | 0 | 0 | 0 | 0 | 0 | 0 | 0 |
| 0830 | 0 | 0 | 0 | 0 | 0 | 0 | 0 |
| 0900 | 0 | 30 | 0 | 30 | 0 | 0 | 60 |
| 0930 | 0 | 30 | 31 | 30 | 0 | 0 | 91 |
| 1000 | 0 | 30 | 31 | 30 | 0 | 0 | 91 |
| 1030 | 0 | 31 | 31 | 31 | 0 | 0 | 93 |
| 1100 | 0 | 31 | 31 | 31 | 0 | 0 | 93 |
| 1130 | 0 | 31 | 0 | 31 | 0 | 0 | 62 |
| 1200 | 0 | 0 | 0 | 0 | 0 | 0 | 0 |
| 1230 | 31 | 0 | 0 | 0 | 0 | 0 | 31 |
| 1300 | 31 | 0 | 0 | 0 | 0 | 0 | 31 |
| 1330 | 31 | 30 | 0 | 30 | 0 | 0 | 91 |
| 1400 | 31 | 30 | 0 | 30 | 0 | 0 | 91 |
| 1430 | 31 | 30 | 0 | 30 | 0 | 0 | 91 |
| 1500 | 31 | 0 | 0 | 0 | 0 | 0 | 31 |
| 1530 | 31 | 0 | 0 | 0 | 0 | 0 | 31 |
| 1600 | 31 | 33 | 0 | 33 | 0 | 0 | 97 |
| 1630 | 31 | 33 | 0 | 33 | 0 | 0 | 97 |
| 1700 | 31 | 33 | 0 | 33 | 0 | 0 | 97 |
| 1730 | 31 | 36 | 0 | 36 | 0 | 0 | 103 |
| 1800 | 31 | 36 | 0 | 36 | 0 | 0 | 103 |
| 1830 | 0 | 36 | 0 | 36 | 0 | 0 | 72 |
| 1900 | 32 | 34 | 32 | 34 | 0 | 0 | 132 |
| 1930 | 32 | 34 | 32 | 34 | 0 | 0 | 132 |
| 2000 | 32 | 34 | 32 | 34 | 0 | 0 | 132 |
| 2030 | 32 | 34 | 32 | 34 | 0 | 0 | 132 |
| 2100 | 32 | 34 | 32 | 34 | 0 | 0 | 132 |
| 2130 | 32 | 0 | 32 | 0 | 0 | 0 | 64 |
| Total Student Seat 1/2 Hours: | 564 | 650 | 316 | 650 | 0 | 0 | 2,180 |
| Total Student Seat Hours: | 282 | 325 | 158 | 325 | 0 | 0 | 1,090 |
| % Max Student Hrs: | 52% | 60% | 29% | 60% | 0% | 0% | 40% |
| % State Benchmark: | 102% | 118% | 57% | 118% | 0% | 0% | 79% |

| CRN | Course | Enroll | Dates | Days | BTime | ETime | Instructor | Hrs | Type | |
|-------|----------|--------|-------|------|-------|-------|------------|----------------------|------|----|
| 31991 | COMM V01 | 30 | 1/6 | 5/19 | T R | 0900 | 1015 | Maritato, James F. | 3 | WC |
| 30106 | SPAN V01 | 31 | 1/6 | 5/19 | W | 0930 | 1120 | De Clerck, Tania L. | 2 | IU |
| 31756 | COMM V01 | 31 | 1/6 | 5/19 | T R | 1030 | 1145 | Maritato, James F. | 3 | WC |
| 39384 | SL V10A | 31 | 1/6 | 5/19 | M | 1230 | 1520 | Sladek, Dave A. | 3 | WC |
| 32436 | COMM V01 | 30 | 1/6 | 5/19 | T R | 1330 | 1445 | Edwards, Lawrance A. | 3 | WC |
| 30445 | SL V10B | 31 | 1/6 | 5/19 | M | 1530 | 1820 | Sladek, Dave A. | 3 | WC |
| 30391 | SL V10A | 33 | 1/6 | 5/19 | T R | 1600 | 1715 | Buker, Francine | 3 | WC |
| 31508 | SL V10A | 36 | 1/6 | 5/19 | T R | 1730 | 1845 | Buker, Francine | 3 | WC |
| 32021 | COMM V01 | 32 | 1/6 | 5/19 | W | 1900 | 2150 | Patronete, Jenna L. | 3 | WC |
| 31896 | JAPN V02 | 34 | 1/6 | 5/19 | T R | 1900 | 2115 | Irion, Kumiko | 5 | WC |
| 32435 | COMM V01 | 32 | 1/6 | 5/19 | M | 1900 | 2150 | Patronete, Jenna L. | 3 | WC |

| | | | | |
|----------------------------|-----------|----------------------|--------------|------------------------------------|
| Utilization % Color Codes: | Red < 25% | Blue < 50% | Green < 90% | Gold >= 90% |
| Capacity: | 39 | Students (Banner) | Description: | Multidisciplinary Center East/West |
| Stations: | 39 | Students (Fusion) | Division: | |
| Max Student Hrs: | 2,730 | Capacity * 70 Hrs/Wk | Room Use: | 110 Classroom |
| Use Factor: | 53 | Hrs/Week | Size: | 841 Sq. Feet |
| Occ Factor: | 26 | Students/Hr | TOP Code: | 009900 |
| State Benchmark: | 1,378 | Student Hours/Wk | TOP Title: | General Assignment |

Number of Students by Time and Day

| Time | Mon | Tues | Wed | Thur | Fri | Sat | Week |
|-------------------------------|-----|------|-----|------|-----|-----|-------|
| 0700 | 0 | 0 | 0 | 0 | 0 | 0 | 0 |
| 0730 | 0 | 0 | 0 | 0 | 0 | 0 | 0 |
| 0800 | 0 | 0 | 0 | 0 | 0 | 0 | 0 |
| 0830 | 39 | 0 | 39 | 0 | 39 | 0 | 117 |
| 0900 | 39 | 0 | 39 | 0 | 39 | 0 | 117 |
| 0930 | 39 | 0 | 39 | 0 | 39 | 0 | 117 |
| 1000 | 39 | 0 | 39 | 0 | 39 | 0 | 117 |
| 1030 | 39 | 27 | 39 | 27 | 39 | 0 | 171 |
| 1100 | 39 | 27 | 39 | 27 | 39 | 0 | 171 |
| 1130 | 36 | 27 | 36 | 27 | 36 | 0 | 162 |
| 1200 | 36 | 28 | 36 | 28 | 36 | 0 | 164 |
| 1230 | 38 | 28 | 0 | 28 | 0 | 0 | 94 |
| 1300 | 38 | 28 | 0 | 28 | 0 | 0 | 94 |
| 1330 | 38 | 30 | 0 | 30 | 0 | 0 | 98 |
| 1400 | 38 | 30 | 0 | 30 | 0 | 0 | 98 |
| 1430 | 38 | 30 | 0 | 30 | 0 | 0 | 98 |
| 1500 | 38 | 0 | 0 | 0 | 0 | 0 | 38 |
| 1530 | 0 | 0 | 0 | 0 | 0 | 0 | 0 |
| 1600 | 0 | 0 | 0 | 0 | 0 | 0 | 0 |
| 1630 | 0 | 31 | 0 | 31 | 0 | 0 | 62 |
| 1700 | 0 | 31 | 0 | 31 | 0 | 0 | 62 |
| 1730 | 0 | 31 | 0 | 31 | 0 | 0 | 62 |
| 1800 | 0 | 0 | 0 | 0 | 0 | 0 | 0 |
| 1830 | 0 | 0 | 0 | 0 | 0 | 0 | 0 |
| 1900 | 0 | 30 | 34 | 31 | 0 | 0 | 95 |
| 1930 | 0 | 30 | 34 | 31 | 0 | 0 | 95 |
| 2000 | 0 | 30 | 34 | 31 | 0 | 0 | 95 |
| 2030 | 0 | 30 | 34 | 31 | 0 | 0 | 95 |
| 2100 | 0 | 30 | 34 | 31 | 0 | 0 | 95 |
| 2130 | 0 | 30 | 34 | 31 | 0 | 0 | 95 |
| Total Student Seat 1/2 Hours: | 534 | 528 | 510 | 534 | 306 | 0 | 2,412 |
| Total Student Seat Hours: | 267 | 264 | 255 | 267 | 153 | 0 | 1,206 |
| % Max Student Hrs: | 49% | 48% | 47% | 49% | 28% | 0% | 44% |
| % State Benchmark: | 97% | 96% | 93% | 97% | 56% | 0% | 88% |

| CRN | Course | Enroll | Dates | Days | BTime | ETime | Instructor | Hrs | Type |
|-------|----------|--------|------------|-------|-------|-------|--------------------------|-----|------|
| 71236 | HED V97 | 39 | 8/19 12/18 | M W F | 0830 | 0920 | Newton-Eliot, Maureen V. | 3 | WC |
| 71215 | HED V93 | 39 | 8/19 12/18 | M W F | 0930 | 1020 | Newton-Eliot, Maureen V. | 3 | WC |
| 72069 | COMM V01 | 27 | 8/19 12/18 | T R | 1030 | 1145 | Edwards, Lawrance A. | 3 | WC |
| 76916 | HED V93 | 39 | 8/19 12/18 | M W F | 1030 | 1120 | Newton-Eliot, Maureen V. | 3 | WC |
| 71217 | HED V93 | 36 | 8/19 12/18 | M W F | 1130 | 1220 | Newton-Eliot, Maureen V. | 3 | WC |
| 71148 | COMM V01 | 28 | 8/19 12/18 | T R | 1200 | 1315 | Edwards, Lawrance A. | 3 | WC |
| 79162 | SL V10A | 38 | 8/19 12/18 | M | 1230 | 1520 | Sladek, Dave A. | 3 | WC |
| 71034 | COMM V15 | 30 | 8/19 12/18 | T R | 1330 | 1445 | Edwards, Lawrance A. | 3 | WC |
| 71920 | COMM V01 | 31 | 8/19 12/18 | T R | 1630 | 1745 | Baumwirt, Jason A. | 3 | WC |
| 70986 | COMM V03 | 31 | 8/19 12/18 | R | 1900 | 2150 | Baumwirt, Jason A. | 3 | WC |
| 72326 | COMM V01 | 34 | 8/19 12/18 | W | 1900 | 2150 | Amar, Gary J. | 3 | WC |
| 71928 | COMM V01 | 30 | 8/19 12/18 | T | 1900 | 2150 | Baumwirt, Jason A. | 3 | WC |

| | | | | |
|----------------------------|-----------|----------------------|--------------|------------------------------------|
| Utilization % Color Codes: | Red < 25% | Blue < 50% | Green < 90% | Gold >= 90% |
| Capacity: | 39 | Students (Banner) | Description: | Multidisciplinary Center East/West |
| Stations: | 39 | Students (Fusion) | Division: | |
| Max Student Hrs: | 2,730 | Capacity * 70 Hrs/Wk | Room Use: | 110 Classroom |
| Use Factor: | 53 | Hrs/Week | Size: | 841 Sq. Feet |
| Occ Factor: | 26 | Students/Hr | TOP Code: | 009900 |
| State Benchmark: | 1,378 | Student Hours/Wk | TOP Title: | General Assignment |

Number of Students by Time and Day

| Time | Mon | Tues | Wed | Thur | Fri | Sat | Week |
|-------------------------------|-----|------|-----|------|-----|-----|------|
| 0700 | 0 | 0 | 0 | 0 | 0 | 0 | 0 |
| 0730 | 0 | 0 | 0 | 0 | 0 | 0 | 0 |
| 0800 | 0 | 0 | 0 | 0 | 0 | 0 | 0 |
| 0830 | 0 | 0 | 0 | 0 | 0 | 0 | 0 |
| 0900 | 0 | 0 | 0 | 0 | 0 | 0 | 0 |
| 0930 | 0 | 0 | 0 | 0 | 0 | 0 | 0 |
| 1000 | 38 | 38 | 38 | 38 | 0 | 0 | 152 |
| 1030 | 38 | 38 | 38 | 38 | 0 | 0 | 152 |
| 1100 | 38 | 38 | 38 | 38 | 0 | 0 | 152 |
| 1130 | 38 | 38 | 38 | 38 | 0 | 0 | 152 |
| 1200 | 0 | 0 | 0 | 0 | 0 | 0 | 0 |
| 1230 | 0 | 0 | 0 | 0 | 0 | 0 | 0 |
| 1300 | 0 | 0 | 0 | 0 | 0 | 0 | 0 |
| 1330 | 0 | 0 | 0 | 0 | 0 | 0 | 0 |
| 1400 | 0 | 0 | 0 | 0 | 0 | 0 | 0 |
| 1430 | 0 | 0 | 0 | 0 | 0 | 0 | 0 |
| 1500 | 0 | 0 | 0 | 0 | 0 | 0 | 0 |
| 1530 | 0 | 0 | 0 | 0 | 0 | 0 | 0 |
| 1600 | 0 | 0 | 0 | 0 | 0 | 0 | 0 |
| 1630 | 0 | 0 | 0 | 0 | 0 | 0 | 0 |
| 1700 | 0 | 0 | 0 | 0 | 0 | 0 | 0 |
| 1730 | 0 | 0 | 0 | 0 | 0 | 0 | 0 |
| 1800 | 0 | 0 | 0 | 0 | 0 | 0 | 0 |
| 1830 | 0 | 0 | 0 | 0 | 0 | 0 | 0 |
| 1900 | 0 | 0 | 0 | 0 | 0 | 0 | 0 |
| 1930 | 0 | 0 | 0 | 0 | 0 | 0 | 0 |
| 2000 | 0 | 0 | 0 | 0 | 0 | 0 | 0 |
| 2030 | 0 | 0 | 0 | 0 | 0 | 0 | 0 |
| 2100 | 0 | 0 | 0 | 0 | 0 | 0 | 0 |
| 2130 | 0 | 0 | 0 | 0 | 0 | 0 | 0 |
| Total Student Seat 1/2 Hours: | 152 | 152 | 152 | 152 | 0 | 0 | 608 |
| Total Student Seat Hours: | 76 | 76 | 76 | 76 | 0 | 0 | 304 |
| % Max Student Hrs: | 14% | 14% | 14% | 14% | 0% | 0% | 11% |
| % State Benchmark: | 28% | 28% | 28% | 28% | 0% | 0% | 22% |

| CRN | Course | Enroll | Dates | Days | BTime | ETime | Instructor | Hrs | Type |
|-------|---------|--------|-------|------|-------|-------|------------|-----------------|------|
| 53085 | SL V10A | 38 | 6/17 | 7/29 | MTWR | 1000 | 1150 | Buker, Francine | 8 DC |

| | | | | |
|----------------------------|-----------|----------------------|--------------|------------------------------------|
| Utilization % Color Codes: | Red < 25% | Blue < 50% | Green < 90% | Gold >= 90% |
| Capacity: | 37 | Students (Banner) | Description: | Multidisciplinary Center East/West |
| Stations: | 37 | Students (Fusion) | Division: | |
| Max Student Hrs: | 2,590 | Capacity * 70 Hrs/Wk | Room Use: | 110 Classroom |
| Use Factor: | 53 | Hrs/Week | Size: | 736 Sq. Feet |
| Occ Factor: | 25 | Students/Hr | TOP Code: | 009900 |
| State Benchmark: | 1,307 | Student Hours/Wk | TOP Title: | General Assignment |

Number of Students by Time and Day

| Time | Mon | Tues | Wed | Thur | Fri | Sat | Week |
|-------------------------------|-----|------|-----|------|-----|-----|-------|
| 0700 | 0 | 0 | 0 | 0 | 0 | 0 | 0 |
| 0730 | 0 | 0 | 0 | 0 | 0 | 0 | 0 |
| 0800 | 0 | 0 | 0 | 0 | 0 | 0 | 0 |
| 0830 | 0 | 0 | 0 | 0 | 0 | 0 | 0 |
| 0900 | 31 | 27 | 31 | 0 | 0 | 0 | 89 |
| 0930 | 31 | 27 | 31 | 0 | 0 | 0 | 89 |
| 1000 | 31 | 27 | 31 | 0 | 0 | 0 | 89 |
| 1030 | 27 | 27 | 0 | 0 | 0 | 0 | 54 |
| 1100 | 27 | 27 | 0 | 0 | 0 | 0 | 54 |
| 1130 | 27 | 27 | 0 | 0 | 0 | 0 | 54 |
| 1200 | 27 | 27 | 0 | 0 | 0 | 0 | 54 |
| 1230 | 27 | 27 | 0 | 0 | 0 | 0 | 54 |
| 1300 | 0 | 27 | 0 | 0 | 0 | 0 | 27 |
| 1330 | 30 | 27 | 0 | 0 | 0 | 0 | 57 |
| 1400 | 30 | 0 | 0 | 0 | 0 | 0 | 30 |
| 1430 | 30 | 0 | 0 | 0 | 0 | 0 | 30 |
| 1500 | 30 | 0 | 0 | 0 | 0 | 0 | 30 |
| 1530 | 30 | 0 | 0 | 0 | 0 | 0 | 30 |
| 1600 | 0 | 0 | 0 | 0 | 0 | 0 | 0 |
| 1630 | 0 | 29 | 0 | 29 | 0 | 0 | 58 |
| 1700 | 0 | 29 | 0 | 29 | 0 | 0 | 58 |
| 1730 | 0 | 29 | 0 | 29 | 0 | 0 | 58 |
| 1800 | 0 | 0 | 0 | 0 | 0 | 0 | 0 |
| 1830 | 0 | 0 | 0 | 0 | 0 | 0 | 0 |
| 1900 | 0 | 29 | 0 | 0 | 0 | 0 | 29 |
| 1930 | 0 | 29 | 0 | 0 | 0 | 0 | 29 |
| 2000 | 0 | 29 | 0 | 0 | 0 | 0 | 29 |
| 2030 | 0 | 29 | 0 | 0 | 0 | 0 | 29 |
| 2100 | 0 | 29 | 0 | 0 | 0 | 0 | 29 |
| 2130 | 0 | 0 | 0 | 0 | 0 | 0 | 0 |
| Total Student Seat 1/2 Hours: | 378 | 502 | 93 | 87 | 0 | 0 | 1,060 |
| Total Student Seat Hours: | 189 | 251 | 47 | 44 | 0 | 0 | 530 |
| % Max Student Hrs: | 36% | 48% | 9% | 8% | 0% | 0% | 20% |
| % State Benchmark: | 72% | 96% | 18% | 17% | 0% | 0% | 41% |

| CRN | Course | Enroll | Dates | Days | BTime | ETime | Instructor | Hrs | Type |
|-------|-----------|--------|----------|------|-------|-------|------------------------|-----|------|
| 31480 | ENGL V02 | 27 | 1/6 5/19 | T | 0900 | 1115 | Schoenrock, Kathryn J. | 3 | WC |
| 31971 | ENGL V06A | 31 | 1/6 5/19 | M W | 0900 | 1015 | Schoenrock, Kathryn J. | 3 | IU |
| 32547 | ENGL V02 | 27 | 1/6 5/19 | M | 1030 | 1245 | Schoenrock, Kathryn J. | 3 | WC |
| 31009 | ENGL V02 | 27 | 1/6 5/19 | T | 1130 | 1345 | Schoenrock, Kathryn J. | 3 | WC |
| 31427 | ENGL V02 | 30 | 1/6 5/19 | M | 1330 | 1545 | Pollack, Deborah U. | 3 | WC |
| 31527 | ENGL V01B | 29 | 1/6 5/19 | T R | 1630 | 1745 | Pollack, Deborah U. | 3 | WC |
| 31647 | ENGL V02 | 29 | 1/6 5/19 | T | 1900 | 2115 | Zeman, Melinda J. | 3 | WC |

| | | | | |
|----------------------------|-----------|----------------------|--------------|------------------------------------|
| Utilization % Color Codes: | Red < 25% | Blue < 50% | Green < 90% | Gold >= 90% |
| Capacity: | 37 | Students (Banner) | Description: | Multidisciplinary Center East/West |
| Stations: | 37 | Students (Fusion) | Division: | |
| Max Student Hrs: | 2,590 | Capacity * 70 Hrs/Wk | Room Use: | 110 Classroom |
| Use Factor: | 53 | Hrs/Week | Size: | 736 Sq. Feet |
| Occ Factor: | 25 | Students/Hr | TOP Code: | 009900 |
| State Benchmark: | 1,307 | Student Hours/Wk | TOP Title: | General Assignment |

Number of Students by Time and Day

| Time | Mon | Tues | Wed | Thur | Fri | Sat | Week |
|-------------------------------|-----|------|-----|------|-----|-----|------|
| 0700 | 0 | 0 | 0 | 0 | 0 | 0 | 0 |
| 0730 | 0 | 0 | 0 | 0 | 0 | 0 | 0 |
| 0800 | 0 | 0 | 0 | 0 | 0 | 0 | 0 |
| 0830 | 0 | 0 | 0 | 0 | 0 | 0 | 0 |
| 0900 | 0 | 31 | 0 | 31 | 0 | 0 | 62 |
| 0930 | 0 | 31 | 29 | 31 | 0 | 0 | 91 |
| 1000 | 0 | 31 | 29 | 31 | 0 | 0 | 91 |
| 1030 | 0 | 33 | 29 | 33 | 0 | 0 | 95 |
| 1100 | 0 | 33 | 29 | 33 | 0 | 0 | 95 |
| 1130 | 0 | 33 | 0 | 33 | 0 | 0 | 66 |
| 1200 | 0 | 18 | 0 | 18 | 0 | 0 | 36 |
| 1230 | 0 | 18 | 0 | 18 | 0 | 0 | 36 |
| 1300 | 0 | 18 | 0 | 18 | 0 | 0 | 36 |
| 1330 | 30 | 0 | 0 | 0 | 0 | 0 | 30 |
| 1400 | 30 | 0 | 0 | 0 | 0 | 0 | 30 |
| 1430 | 0 | 21 | 0 | 0 | 0 | 0 | 21 |
| 1500 | 0 | 21 | 0 | 0 | 0 | 0 | 21 |
| 1530 | 0 | 0 | 0 | 0 | 0 | 0 | 0 |
| 1600 | 0 | 0 | 0 | 0 | 0 | 0 | 0 |
| 1630 | 31 | 27 | 0 | 0 | 0 | 0 | 58 |
| 1700 | 31 | 27 | 0 | 0 | 0 | 0 | 58 |
| 1730 | 0 | 27 | 0 | 0 | 0 | 0 | 27 |
| 1800 | 0 | 27 | 0 | 0 | 0 | 0 | 27 |
| 1830 | 0 | 27 | 0 | 0 | 0 | 0 | 27 |
| 1900 | 0 | 0 | 0 | 0 | 0 | 0 | 0 |
| 1930 | 0 | 0 | 0 | 0 | 0 | 0 | 0 |
| 2000 | 0 | 0 | 0 | 0 | 0 | 0 | 0 |
| 2030 | 0 | 0 | 0 | 0 | 0 | 0 | 0 |
| 2100 | 0 | 0 | 0 | 0 | 0 | 0 | 0 |
| 2130 | 0 | 0 | 0 | 0 | 0 | 0 | 0 |
| Total Student Seat 1/2 Hours: | 122 | 423 | 116 | 246 | 0 | 0 | 907 |
| Total Student Seat Hours: | 61 | 212 | 58 | 123 | 0 | 0 | 454 |
| % Max Student Hrs: | 12% | 41% | 11% | 24% | 0% | 0% | 18% |
| % State Benchmark: | 23% | 81% | 22% | 47% | 0% | 0% | 35% |

| CRN | Course | Enroll | Dates | Days | BTime | ETime | Instructor | Hrs | Type |
|-------|-----------|--------|------------|------|-------|-------|---------------------|-----|------|
| 75097 | ENGL V01B | 31 | 8/19 12/18 | T R | 0900 | 1015 | Ventura, Deborah | 3 | WC |
| 71592 | ENGL V01A | 29 | 8/19 12/18 | W | 0930 | 1120 | Walker, Jaclyn S. | 2 | IU |
| 72009 | ENGL V01B | 33 | 8/19 12/18 | T R | 1030 | 1145 | Ventura, Deborah | 3 | WC |
| 70141 | CJ V25 | 18 | 8/19 12/18 | T R | 1200 | 1315 | Martinez, Peter | 3 | WC |
| 71689 | ENGL V03 | 30 | 8/19 12/18 | M | 1330 | 1420 | Aguilar, Heather R. | 1 | WC |
| 71995 | SS V03 | 21 | 8/19 12/18 | T | 1430 | 1520 | Turner, Steven C. | 1 | WC |
| 72008 | ENGL V01A | 27 | 8/19 12/18 | T | 1630 | 1845 | Guelcher, John H. | 3 | WC |
| 70143 | ENGL V02 | 31 | 8/19 12/18 | M | 1630 | 1720 | Aguilar, Heather R. | 1 | WC |

| | | | | |
|----------------------------|-----------|----------------------|--------------|------------------------------------|
| Utilization % Color Codes: | Red < 25% | Blue < 50% | Green < 90% | Gold >= 90% |
| Capacity: | 37 | Students (Banner) | Description: | Multidisciplinary Center East/West |
| Stations: | 37 | Students (Fusion) | Division: | |
| Max Student Hrs: | 2,590 | Capacity * 70 Hrs/Wk | Room Use: | 110 Classroom |
| Use Factor: | 53 | Hrs/Week | Size: | 736 Sq. Feet |
| Occ Factor: | 25 | Students/Hr | TOP Code: | 009900 |
| State Benchmark: | 1,307 | Student Hours/Wk | TOP Title: | General Assignment |

Number of Students by Time and Day

| Time | Mon | Tues | Wed | Thur | Fri | Sat | Week |
|-------------------------------|-----|------|-----|------|-----|-----|------|
| 0700 | 0 | 0 | 0 | 0 | 0 | 0 | 0 |
| 0730 | 0 | 0 | 0 | 0 | 0 | 0 | 0 |
| 0800 | 0 | 0 | 0 | 0 | 0 | 0 | 0 |
| 0830 | 0 | 0 | 0 | 0 | 0 | 0 | 0 |
| 0900 | 0 | 0 | 0 | 0 | 0 | 0 | 0 |
| 0930 | 0 | 0 | 0 | 0 | 0 | 0 | 0 |
| 1000 | 0 | 26 | 26 | 0 | 0 | 0 | 52 |
| 1030 | 0 | 26 | 26 | 0 | 0 | 0 | 52 |
| 1100 | 0 | 26 | 26 | 0 | 0 | 0 | 52 |
| 1130 | 0 | 0 | 0 | 0 | 0 | 0 | 0 |
| 1200 | 0 | 0 | 0 | 0 | 0 | 0 | 0 |
| 1230 | 0 | 0 | 0 | 0 | 0 | 0 | 0 |
| 1300 | 0 | 0 | 0 | 0 | 0 | 0 | 0 |
| 1330 | 0 | 0 | 0 | 0 | 0 | 0 | 0 |
| 1400 | 0 | 0 | 0 | 0 | 0 | 0 | 0 |
| 1430 | 0 | 0 | 0 | 0 | 0 | 0 | 0 |
| 1500 | 0 | 0 | 0 | 0 | 0 | 0 | 0 |
| 1530 | 0 | 0 | 0 | 0 | 0 | 0 | 0 |
| 1600 | 0 | 0 | 0 | 0 | 0 | 0 | 0 |
| 1630 | 0 | 0 | 0 | 0 | 0 | 0 | 0 |
| 1700 | 0 | 0 | 0 | 0 | 0 | 0 | 0 |
| 1730 | 0 | 0 | 0 | 0 | 0 | 0 | 0 |
| 1800 | 0 | 0 | 0 | 0 | 0 | 0 | 0 |
| 1830 | 27 | 27 | 27 | 27 | 0 | 0 | 108 |
| 1900 | 27 | 27 | 27 | 27 | 0 | 0 | 108 |
| 1930 | 27 | 27 | 27 | 27 | 0 | 0 | 108 |
| 2000 | 27 | 27 | 27 | 27 | 0 | 0 | 108 |
| 2030 | 27 | 27 | 27 | 27 | 0 | 0 | 108 |
| 2100 | 27 | 27 | 27 | 27 | 0 | 0 | 108 |
| 2130 | 0 | 0 | 0 | 0 | 0 | 0 | 0 |
| Total Student Seat 1/2 Hours: | 162 | 240 | 240 | 162 | 0 | 0 | 804 |
| Total Student Seat Hours: | 81 | 120 | 120 | 81 | 0 | 0 | 402 |
| % Max Student Hrs: | 16% | 23% | 23% | 16% | 0% | 0% | 16% |
| % State Benchmark: | 31% | 46% | 46% | 31% | 0% | 0% | 31% |

| CRN | Course | Enroll | Dates | Days | BTime | ETime | Instructor | Hrs | Type |
|-------|----------|--------|-------|------|-------|-------|------------|-------------------|-------|
| 55539 | SS V03 | 26 | 6/18 | 8/1 | TW | 1000 | 1120 | Turner, Steven C. | 3 DC |
| 54320 | ENGL V02 | 27 | 6/17 | 8/1 | MTWR | 1830 | 2120 | Dixon, Michael J. | 12 DC |

| | | | | |
|----------------------------|-----------|----------------------|--------------|------------------------------------|
| Utilization % Color Codes: | Red < 25% | Blue < 50% | Green < 90% | Gold >= 90% |
| Capacity: | 35 | Students (Banner) | Description: | Multidisciplinary Center East/West |
| Stations: | 35 | Students (Fusion) | Division: | |
| Max Student Hrs: | 2,450 | Capacity * 70 Hrs/Wk | Room Use: | 110 Classroom |
| Use Factor: | 53 | Hrs/Week | Size: | 896 Sq. Feet |
| Occ Factor: | 23 | Students/Hr | TOP Code: | 009900 |
| State Benchmark: | 1,237 | Student Hours/Wk | TOP Title: | General Assignment |

Number of Students by Time and Day

| Time | Mon | Tues | Wed | Thur | Fri | Sat | Week |
|-------------------------------|-----|------|-----|------|-----|-----|-------|
| 0700 | 0 | 0 | 0 | 0 | 0 | 0 | 0 |
| 0730 | 0 | 0 | 0 | 0 | 0 | 0 | 0 |
| 0800 | 0 | 0 | 0 | 0 | 0 | 0 | 0 |
| 0830 | 0 | 0 | 0 | 0 | 0 | 0 | 0 |
| 0900 | 32 | 38 | 32 | 38 | 0 | 0 | 140 |
| 0930 | 32 | 38 | 32 | 38 | 0 | 0 | 140 |
| 1000 | 32 | 38 | 32 | 38 | 0 | 0 | 140 |
| 1030 | 0 | 27 | 0 | 27 | 0 | 0 | 54 |
| 1100 | 0 | 27 | 0 | 27 | 0 | 0 | 54 |
| 1130 | 37 | 27 | 37 | 27 | 0 | 0 | 128 |
| 1200 | 37 | 0 | 37 | 0 | 0 | 0 | 74 |
| 1230 | 37 | 0 | 37 | 0 | 0 | 0 | 74 |
| 1300 | 0 | 0 | 0 | 0 | 0 | 0 | 0 |
| 1330 | 0 | 0 | 0 | 0 | 0 | 0 | 0 |
| 1400 | 0 | 0 | 0 | 0 | 0 | 0 | 0 |
| 1430 | 0 | 0 | 0 | 0 | 0 | 0 | 0 |
| 1500 | 0 | 0 | 0 | 0 | 0 | 0 | 0 |
| 1530 | 0 | 0 | 0 | 0 | 0 | 0 | 0 |
| 1600 | 0 | 0 | 0 | 33 | 0 | 0 | 33 |
| 1630 | 0 | 0 | 0 | 33 | 0 | 0 | 33 |
| 1700 | 0 | 0 | 0 | 33 | 0 | 0 | 33 |
| 1730 | 0 | 0 | 0 | 33 | 0 | 0 | 33 |
| 1800 | 35 | 0 | 0 | 33 | 0 | 0 | 68 |
| 1830 | 35 | 0 | 0 | 33 | 0 | 0 | 68 |
| 1900 | 35 | 21 | 18 | 29 | 0 | 0 | 103 |
| 1930 | 35 | 21 | 18 | 29 | 0 | 0 | 103 |
| 2000 | 35 | 21 | 18 | 29 | 0 | 0 | 103 |
| 2030 | 35 | 21 | 18 | 29 | 0 | 0 | 103 |
| 2100 | 0 | 21 | 18 | 29 | 0 | 0 | 68 |
| 2130 | 0 | 21 | 18 | 29 | 0 | 0 | 68 |
| Total Student Seat 1/2 Hours: | 417 | 321 | 315 | 567 | 0 | 0 | 1,620 |
| Total Student Seat Hours: | 209 | 161 | 158 | 284 | 0 | 0 | 810 |
| % Max Student Hrs: | 43% | 33% | 32% | 58% | 0% | 0% | 33% |
| % State Benchmark: | 84% | 65% | 64% | 115% | 0% | 0% | 66% |

| CRN | Course | Enroll | Dates | Days | BTime | ETime | Instructor | Hrs | Type | |
|-------|---------|--------|-------|------|-------|-------|------------|----------------------|------|----|
| 32226 | BUS V30 | 38 | 1/6 | 5/19 | T R | 0900 | 1015 | Stauffer, Jeffery D. | 3 | WC |
| 32217 | BUS V30 | 32 | 1/6 | 5/19 | M W | 0900 | 1015 | Drake, Kenneth L. | 3 | WC |
| 32629 | BUS V43 | 27 | 1/6 | 5/19 | T R | 1030 | 1145 | Stauffer, Jeffery D. | 3 | WC |
| 32225 | BUS V30 | 37 | 1/6 | 5/19 | M W | 1130 | 1245 | Branca, Stephanie A. | 3 | WC |
| 34091 | CD V24 | 33 | 1/6 | 5/19 | R | 1600 | 1850 | Oster, Pamela A. | 3 | WC |
| 30650 | BUS V45 | 35 | 1/6 | 5/19 | M | 1800 | 2050 | Branca, Stephanie A. | 3 | WC |
| 34092 | CD V24 | 29 | 1/6 | 5/19 | R | 1900 | 2150 | Oster, Pamela A. | 3 | WC |
| 32661 | BUS V44 | 18 | 1/6 | 5/19 | W | 1900 | 2150 | Fallett, Franleen F. | 3 | WC |
| 31748 | CJ V07 | 21 | 1/6 | 5/19 | T | 1900 | 2150 | Vujea, Terese A. | 3 | WC |

| | | | | |
|----------------------------|-----------|----------------------|--------------|------------------------------------|
| Utilization % Color Codes: | Red < 25% | Blue < 50% | Green < 90% | Gold >= 90% |
| Capacity: | 35 | Students (Banner) | Description: | Multidisciplinary Center East/West |
| Stations: | 35 | Students (Fusion) | Division: | |
| Max Student Hrs: | 2,450 | Capacity * 70 Hrs/Wk | Room Use: | 110 Classroom |
| Use Factor: | 53 | Hrs/Week | Size: | 896 Sq. Feet |
| Occ Factor: | 23 | Students/Hr | TOP Code: | 009900 |
| State Benchmark: | 1,237 | Student Hours/Wk | TOP Title: | General Assignment |

Number of Students by Time and Day

| Time | Mon | Tues | Wed | Thur | Fri | Sat | Week |
|-------------------------------|-----|------|------|------|-----|-----|-------|
| 0700 | 0 | 0 | 0 | 0 | 0 | 0 | 0 |
| 0730 | 0 | 0 | 0 | 0 | 0 | 0 | 0 |
| 0800 | 0 | 0 | 0 | 0 | 0 | 0 | 0 |
| 0830 | 0 | 0 | 0 | 0 | 0 | 0 | 0 |
| 0900 | 0 | 32 | 0 | 32 | 0 | 0 | 64 |
| 0930 | 0 | 32 | 0 | 32 | 0 | 0 | 64 |
| 1000 | 31 | 32 | 31 | 32 | 0 | 0 | 126 |
| 1030 | 31 | 0 | 31 | 0 | 0 | 0 | 62 |
| 1100 | 31 | 27 | 31 | 27 | 0 | 0 | 116 |
| 1130 | 38 | 27 | 38 | 27 | 38 | 0 | 168 |
| 1200 | 38 | 27 | 38 | 27 | 38 | 0 | 168 |
| 1230 | 0 | 0 | 0 | 0 | 0 | 0 | 0 |
| 1300 | 0 | 0 | 0 | 0 | 0 | 0 | 0 |
| 1330 | 29 | 0 | 29 | 0 | 0 | 0 | 58 |
| 1400 | 29 | 0 | 29 | 0 | 0 | 0 | 58 |
| 1430 | 29 | 0 | 29 | 0 | 0 | 0 | 58 |
| 1500 | 29 | 0 | 29 | 0 | 0 | 0 | 58 |
| 1530 | 29 | 0 | 29 | 0 | 0 | 0 | 58 |
| 1600 | 0 | 0 | 37 | 0 | 0 | 0 | 37 |
| 1630 | 0 | 0 | 37 | 0 | 0 | 0 | 37 |
| 1700 | 0 | 0 | 37 | 0 | 0 | 0 | 37 |
| 1730 | 0 | 0 | 37 | 0 | 0 | 0 | 37 |
| 1800 | 0 | 0 | 37 | 0 | 0 | 0 | 37 |
| 1830 | 0 | 0 | 37 | 0 | 0 | 0 | 37 |
| 1900 | 0 | 18 | 33 | 0 | 0 | 0 | 51 |
| 1930 | 0 | 18 | 33 | 0 | 0 | 0 | 51 |
| 2000 | 0 | 18 | 33 | 0 | 0 | 0 | 51 |
| 2030 | 0 | 18 | 33 | 0 | 0 | 0 | 51 |
| 2100 | 0 | 18 | 33 | 0 | 0 | 0 | 51 |
| 2130 | 0 | 18 | 33 | 0 | 0 | 0 | 51 |
| Total Student Seat 1/2 Hours: | 314 | 285 | 734 | 177 | 76 | 0 | 1,586 |
| Total Student Seat Hours: | 157 | 143 | 367 | 89 | 38 | 0 | 793 |
| % Max Student Hrs: | 32% | 29% | 75% | 18% | 8% | 0% | 32% |
| % State Benchmark: | 63% | 58% | 148% | 36% | 15% | 0% | 64% |

| CRN | Course | Enroll | Dates | Days | BTime | ETime | Instructor | Hrs | Type |
|-------|-----------|--------|------------|-------|-------|-------|-----------------------|-----|------|
| 70989 | BUS V34 | 32 | 8/19 12/18 | T R | 0900 | 1015 | Fallett, Franceen F. | 3 | WC |
| 70771 | SUP V94 | 1 | 8/19 12/18 | M W | 1000 | 1115 | Martin, Perry B. | 3 | WC |
| 70314 | BUS V31 | 30 | 8/19 12/18 | M W | 1000 | 1115 | Martin, Perry B. | 3 | WC |
| 70570 | SUP V93 | 2 | 8/19 12/18 | T R | 1100 | 1215 | Fallett, Franceen F. | 3 | WC |
| 70564 | BUS V32 | 25 | 8/19 12/18 | T R | 1100 | 1215 | Fallett, Franceen F. | 3 | WC |
| 79188 | BUS V30 | 38 | 8/19 12/18 | M W F | 1130 | 1220 | Branca, Stephanie A. | 3 | WC |
| 72397 | ENGL V01A | 29 | 8/19 12/18 | M W | 1330 | 1545 | Maldonado, Jose A. | 5 | WC |
| 72006 | CD V61 | 37 | 8/19 12/18 | W | 1600 | 1850 | Berrington, Noreen A. | 3 | WC |
| 70597 | BUS V33 | 33 | 8/19 12/18 | W | 1900 | 2150 | Spencer, James L. | 3 | WC |
| 72206 | BUS V53 | 18 | 8/19 12/18 | T | 1900 | 2150 | Spencer, James L. | 3 | WC |

Utilization % Color Codes:

| | | | |
|-----------|------------|-------------|-------------|
| Red < 25% | Blue < 50% | Green < 90% | Gold >= 90% |
|-----------|------------|-------------|-------------|

| | | | | | |
|------------------|-------|----------------------|--------------|------------------------------------|-----------|
| Capacity: | 35 | Students (Banner) | Description: | Multidisciplinary Center East/West | |
| Stations: | 35 | Students (Fusion) | Division: | | |
| Max Student Hrs: | 2,450 | Capacity * 70 Hrs/Wk | Room Use: | 110 | Classroom |
| Use Factor: | 53 | Hrs/Week | Size: | 896 | Sq. Feet |
| Occ Factor: | 23 | Students/Hr | TOP Code: | 009900 | |
| State Benchmark: | 1,237 | Student Hours/Wk | TOP Title: | General Assignment | |

Number of Students by Time and Day

| Time | Mon | Tues | Wed | Thur | Fri | Sat | Week |
|-------------------------------|-----|------|-----|------|-----|-----|------|
| 0700 | 0 | 0 | 0 | 0 | 0 | 0 | 0 |
| 0730 | 0 | 0 | 0 | 0 | 0 | 0 | 0 |
| 0800 | 0 | 0 | 0 | 0 | 0 | 0 | 0 |
| 0830 | 0 | 0 | 0 | 0 | 0 | 0 | 0 |
| 0900 | 0 | 0 | 0 | 0 | 0 | 0 | 0 |
| 0930 | 0 | 0 | 0 | 0 | 0 | 0 | 0 |
| 1000 | 0 | 0 | 0 | 0 | 0 | 0 | 0 |
| 1030 | 0 | 0 | 0 | 0 | 0 | 0 | 0 |
| 1100 | 0 | 0 | 0 | 0 | 0 | 0 | 0 |
| 1130 | 0 | 0 | 0 | 0 | 0 | 0 | 0 |
| 1200 | 0 | 0 | 0 | 0 | 0 | 0 | 0 |
| 1230 | 0 | 0 | 0 | 0 | 0 | 0 | 0 |
| 1300 | 0 | 0 | 0 | 0 | 0 | 0 | 0 |
| 1330 | 0 | 0 | 0 | 0 | 0 | 0 | 0 |
| 1400 | 0 | 0 | 0 | 0 | 0 | 0 | 0 |
| 1430 | 0 | 0 | 0 | 0 | 0 | 0 | 0 |
| 1500 | 0 | 0 | 0 | 0 | 0 | 0 | 0 |
| 1530 | 0 | 0 | 0 | 0 | 0 | 0 | 0 |
| 1600 | 0 | 0 | 0 | 0 | 0 | 0 | 0 |
| 1630 | 0 | 0 | 0 | 0 | 0 | 0 | 0 |
| 1700 | 0 | 0 | 0 | 0 | 0 | 0 | 0 |
| 1730 | 0 | 0 | 0 | 0 | 0 | 0 | 0 |
| 1800 | 0 | 0 | 0 | 0 | 0 | 0 | 0 |
| 1830 | 0 | 32 | 32 | 32 | 0 | 0 | 96 |
| 1900 | 0 | 32 | 32 | 32 | 0 | 0 | 96 |
| 1930 | 0 | 32 | 32 | 32 | 0 | 0 | 96 |
| 2000 | 0 | 32 | 32 | 32 | 0 | 0 | 96 |
| 2030 | 0 | 32 | 32 | 32 | 0 | 0 | 96 |
| 2100 | 0 | 32 | 32 | 32 | 0 | 0 | 96 |
| 2130 | 0 | 0 | 0 | 0 | 0 | 0 | 0 |
| Total Student Seat 1/2 Hours: | 0 | 192 | 192 | 192 | 0 | 0 | 576 |
| Total Student Seat Hours: | 0 | 96 | 96 | 96 | 0 | 0 | 288 |
| % Max Student Hrs: | 0% | 20% | 20% | 20% | 0% | 0% | 12% |
| % State Benchmark: | 0% | 39% | 39% | 39% | 0% | 0% | 23% |

| CRN | Course | Enroll | Dates | Days | BTime | ETime | Instructor | Hrs | Type |
|-------|---------|--------|-------|------|-------|-------|------------|-------------------|------|
| 50592 | BUS V33 | 32 | 6/18 | 7/24 | TWR | 1830 | 2120 | Spencer, James L. | 9 DC |

| | | | | |
|----------------------------|-----------|----------------------|--------------|------------------------------------|
| Utilization % Color Codes: | Red < 25% | Blue < 50% | Green < 90% | Gold >= 90% |
| Capacity: | 37 | Students (Banner) | Description: | Multidisciplinary Center East/West |
| Stations: | 37 | Students (Fusion) | Division: | |
| Max Student Hrs: | 2,590 | Capacity * 70 Hrs/Wk | Room Use: | 110 Classroom |
| Use Factor: | 53 | Hrs/Week | Size: | 752 Sq. Feet |
| Occ Factor: | 25 | Students/Hr | TOP Code: | 009900 |
| State Benchmark: | 1,307 | Student Hours/Wk | TOP Title: | General Assignment |

Number of Students by Time and Day

| Time | Mon | Tues | Wed | Thur | Fri | Sat | Week |
|-------------------------------|-----|------|------|------|-----|-----|-------|
| 0700 | 0 | 0 | 0 | 0 | 0 | 0 | 0 |
| 0730 | 0 | 0 | 0 | 0 | 0 | 0 | 0 |
| 0800 | 0 | 36 | 0 | 36 | 26 | 0 | 98 |
| 0830 | 0 | 36 | 0 | 36 | 26 | 0 | 98 |
| 0900 | 0 | 36 | 0 | 36 | 26 | 0 | 98 |
| 0930 | 0 | 36 | 0 | 36 | 26 | 0 | 98 |
| 1000 | 0 | 36 | 0 | 36 | 26 | 0 | 98 |
| 1030 | 36 | 30 | 36 | 30 | 26 | 0 | 158 |
| 1100 | 36 | 30 | 36 | 30 | 26 | 0 | 158 |
| 1130 | 36 | 30 | 36 | 30 | 0 | 0 | 132 |
| 1200 | 0 | 0 | 33 | 0 | 0 | 0 | 33 |
| 1230 | 0 | 0 | 33 | 0 | 0 | 0 | 33 |
| 1300 | 0 | 0 | 33 | 0 | 0 | 0 | 33 |
| 1330 | 0 | 0 | 33 | 0 | 0 | 0 | 33 |
| 1400 | 0 | 0 | 33 | 0 | 0 | 0 | 33 |
| 1430 | 0 | 0 | 33 | 0 | 0 | 0 | 33 |
| 1500 | 39 | 0 | 39 | 0 | 0 | 0 | 78 |
| 1530 | 39 | 0 | 39 | 0 | 0 | 0 | 78 |
| 1600 | 39 | 0 | 39 | 0 | 0 | 0 | 78 |
| 1630 | 39 | 0 | 39 | 0 | 0 | 0 | 78 |
| 1700 | 39 | 0 | 39 | 0 | 0 | 0 | 78 |
| 1730 | 28 | 0 | 28 | 0 | 0 | 0 | 56 |
| 1800 | 28 | 0 | 28 | 0 | 0 | 0 | 56 |
| 1830 | 28 | 37 | 28 | 37 | 0 | 0 | 130 |
| 1900 | 0 | 37 | 34 | 37 | 0 | 0 | 108 |
| 1930 | 0 | 37 | 34 | 37 | 0 | 0 | 108 |
| 2000 | 0 | 37 | 34 | 37 | 0 | 0 | 108 |
| 2030 | 0 | 37 | 34 | 37 | 0 | 0 | 108 |
| 2100 | 0 | 0 | 34 | 0 | 0 | 0 | 34 |
| 2130 | 0 | 0 | 34 | 0 | 0 | 0 | 34 |
| Total Student Seat 1/2 Hours: | 387 | 455 | 789 | 455 | 182 | 0 | 2,268 |
| Total Student Seat Hours: | 194 | 228 | 395 | 228 | 91 | 0 | 1,134 |
| % Max Student Hrs: | 37% | 44% | 76% | 44% | 18% | 0% | 44% |
| % State Benchmark: | 74% | 87% | 151% | 87% | 35% | 0% | 87% |

| CRN | Course | Enroll | Dates | Days | BTime | ETime | Instructor | Hrs | Type | |
|-------|----------|--------|-------|------|-------|-------|------------|---------------------|------|----|
| 30002 | AUTO V10 | 26 | 1/6 | 5/19 | F | 0800 | 1115 | Doyle, James H. | 4 | WC |
| 31382 | BUS V03 | 36 | 1/6 | 5/19 | T R | 0800 | 1015 | Greene, Patricia | 5 | WC |
| 32665 | SUP V81 | 2 | 1/6 | 5/19 | T R | 1030 | 1145 | Drake, Kenneth L. | 3 | WC |
| 32660 | BUS V44 | 28 | 1/6 | 5/19 | T R | 1030 | 1145 | Drake, Kenneth L. | 3 | WC |
| 31892 | BUS V27A | 36 | 1/6 | 5/19 | M W | 1030 | 1145 | Greeby, Caroline M. | 3 | WC |
| 31400 | BUS V30 | 33 | 1/6 | 5/19 | W | 1200 | 1450 | Drake, Kenneth L. | 3 | WC |
| 31645 | BUS V03 | 39 | 1/6 | 5/19 | M W | 1500 | 1715 | Woyach, Laura B. | 5 | WC |
| 31306 | BUS V27A | 28 | 1/6 | 5/19 | M W | 1730 | 1845 | Greeby, Caroline M. | 3 | WC |
| 31487 | BUS V03 | 37 | 1/6 | 5/19 | T R | 1830 | 2045 | Frohnauer, Mark E. | 5 | WC |
| 32213 | BUS V33 | 34 | 1/6 | 5/19 | W | 1900 | 2150 | Spencer, James L. | 3 | WC |

Utilization % Color Codes:

| | | | |
|-----------|------------|-------------|-------------|
| Red < 25% | Blue < 50% | Green < 90% | Gold >= 90% |
|-----------|------------|-------------|-------------|

| | | | | | |
|------------------|-------|----------------------|--------------|------------------------------------|-----------|
| Capacity: | 37 | Students (Banner) | Description: | Multidisciplinary Center East/West | |
| Stations: | 37 | Students (Fusion) | Division: | | |
| Max Student Hrs: | 2,590 | Capacity * 70 Hrs/Wk | Room Use: | 110 | Classroom |
| Use Factor: | 53 | Hrs/Week | Size: | 752 | Sq. Feet |
| Occ Factor: | 25 | Students/Hr | TOP Code: | 009900 | |
| State Benchmark: | 1,307 | Student Hours/Wk | TOP Title: | General Assignment | |

Number of Students by Time and Day

| Time | Mon | Tues | Wed | Thur | Fri | Sat | Week |
|-------------------------------|-----|------|-----|------|-----|-----|-------|
| 0700 | 0 | 0 | 0 | 0 | 0 | 0 | 0 |
| 0730 | 0 | 0 | 0 | 0 | 0 | 0 | 0 |
| 0800 | 0 | 0 | 0 | 0 | 0 | 0 | 0 |
| 0830 | 38 | 0 | 38 | 0 | 0 | 0 | 76 |
| 0900 | 38 | 26 | 38 | 26 | 29 | 0 | 157 |
| 0930 | 38 | 26 | 38 | 26 | 29 | 0 | 157 |
| 1000 | 0 | 26 | 0 | 26 | 29 | 0 | 81 |
| 1030 | 0 | 28 | 0 | 28 | 29 | 0 | 85 |
| 1100 | 0 | 28 | 0 | 28 | 29 | 0 | 85 |
| 1130 | 24 | 28 | 0 | 28 | 29 | 0 | 109 |
| 1200 | 24 | 0 | 0 | 0 | 29 | 0 | 53 |
| 1230 | 24 | 0 | 0 | 0 | 0 | 0 | 24 |
| 1300 | 24 | 0 | 0 | 0 | 27 | 0 | 51 |
| 1330 | 24 | 0 | 0 | 0 | 27 | 0 | 51 |
| 1400 | 24 | 0 | 0 | 0 | 27 | 0 | 51 |
| 1430 | 0 | 0 | 0 | 0 | 27 | 0 | 27 |
| 1500 | 0 | 0 | 0 | 0 | 27 | 0 | 27 |
| 1530 | 0 | 0 | 0 | 0 | 27 | 0 | 27 |
| 1600 | 0 | 0 | 0 | 39 | 27 | 0 | 66 |
| 1630 | 0 | 0 | 0 | 39 | 0 | 0 | 39 |
| 1700 | 0 | 0 | 0 | 39 | 0 | 0 | 39 |
| 1730 | 0 | 0 | 0 | 39 | 0 | 0 | 39 |
| 1800 | 0 | 0 | 0 | 39 | 0 | 0 | 39 |
| 1830 | 0 | 0 | 0 | 39 | 0 | 0 | 39 |
| 1900 | 35 | 39 | 32 | 38 | 0 | 0 | 144 |
| 1930 | 35 | 39 | 32 | 38 | 0 | 0 | 144 |
| 2000 | 35 | 39 | 32 | 38 | 0 | 0 | 144 |
| 2030 | 35 | 39 | 32 | 38 | 0 | 0 | 144 |
| 2100 | 35 | 39 | 32 | 38 | 0 | 0 | 144 |
| 2130 | 35 | 39 | 32 | 38 | 0 | 0 | 144 |
| Total Student Seat 1/2 Hours: | 468 | 396 | 306 | 624 | 392 | 0 | 2,186 |
| Total Student Seat Hours: | 234 | 198 | 153 | 312 | 196 | 0 | 1,093 |
| % Max Student Hrs: | 45% | 38% | 30% | 60% | 38% | 0% | 42% |
| % State Benchmark: | 90% | 76% | 59% | 119% | 75% | 0% | 84% |

| CRN | Course | Enroll | Dates | Days | BTime | ETime | Instructor | Hrs | Type |
|-------|----------|--------|------------|------|-------|-------|----------------------|-----|------|
| 70493 | PHIL V01 | 38 | 8/19 12/18 | M W | 0830 | 0945 | Mules, Ronald N. | 3 | WC |
| 70269 | AUTO V10 | 29 | 8/19 12/18 | F | 0900 | 1215 | Doyle, James H. | 4 | WC |
| 70996 | BUS V44 | 26 | 8/19 12/18 | T R | 0900 | 1015 | Branca, Stephanie A. | 3 | WC |
| 71126 | BUS V45 | 28 | 8/19 12/18 | T R | 1030 | 1145 | Drake, Kenneth L. | 3 | WC |
| 71097 | BUS V45 | 24 | 8/19 12/18 | M | 1130 | 1420 | Drake, Kenneth L. | 3 | WC |
| 79749 | AUTO V10 | 27 | 8/19 12/18 | F | 1300 | 1615 | Doyle, James H. | 4 | WC |
| 71989 | CD V24 | 39 | 8/19 12/18 | R | 1600 | 1850 | Oster, Pamela A. | 3 | WC |
| 70261 | CD V24 | 38 | 8/19 12/18 | R | 1900 | 2150 | Oster, Pamela A. | 3 | WC |
| 71259 | BUS V30 | 32 | 8/19 12/18 | W | 1900 | 2150 | Drake, Kenneth L. | 3 | WC |
| 70133 | BUS V30 | 39 | 8/19 12/18 | T | 1900 | 2150 | Branca, Stephanie A. | 3 | WC |
| 79432 | BUS V27A | 35 | 8/19 12/18 | M | 1900 | 2150 | Greeby, Caroline M. | 3 | WC |

| | | | | |
|----------------------------|-----------|----------------------|--------------|------------------------------------|
| Utilization % Color Codes: | Red < 25% | Blue < 50% | Green < 90% | Gold >= 90% |
| Capacity: | 33 | Students (Banner) | Description: | Multidisciplinary Center East/West |
| Stations: | 33 | Students (Fusion) | Division: | |
| Max Student Hrs: | 2,310 | Capacity * 70 Hrs/Wk | Room Use: | 110 Classroom |
| Use Factor: | 53 | Hrs/Week | Size: | 846 Sq. Feet |
| Occ Factor: | 22 | Students/Hr | TOP Code: | 009900 |
| State Benchmark: | 1,166 | Student Hours/Wk | TOP Title: | General Assignment |

Number of Students by Time and Day

| Time | Mon | Tues | Wed | Thur | Fri | Sat | Week |
|-------------------------------|-----|------|-----|------|-----|-----|------|
| 0700 | 0 | 0 | 0 | 0 | 0 | 0 | 0 |
| 0730 | 0 | 0 | 0 | 0 | 0 | 0 | 0 |
| 0800 | 0 | 0 | 0 | 0 | 0 | 0 | 0 |
| 0830 | 0 | 0 | 0 | 0 | 0 | 0 | 0 |
| 0900 | 0 | 32 | 0 | 32 | 0 | 0 | 64 |
| 0930 | 0 | 32 | 0 | 32 | 0 | 0 | 64 |
| 1000 | 0 | 32 | 0 | 32 | 0 | 0 | 64 |
| 1030 | 22 | 22 | 22 | 22 | 0 | 0 | 88 |
| 1100 | 22 | 22 | 22 | 22 | 0 | 0 | 88 |
| 1130 | 22 | 22 | 22 | 22 | 0 | 0 | 88 |
| 1200 | 0 | 0 | 0 | 0 | 0 | 0 | 0 |
| 1230 | 0 | 0 | 0 | 0 | 0 | 0 | 0 |
| 1300 | 0 | 18 | 0 | 18 | 0 | 0 | 36 |
| 1330 | 0 | 18 | 0 | 18 | 0 | 0 | 36 |
| 1400 | 0 | 18 | 0 | 18 | 0 | 0 | 36 |
| 1430 | 0 | 0 | 0 | 0 | 0 | 0 | 0 |
| 1500 | 0 | 0 | 0 | 0 | 0 | 0 | 0 |
| 1530 | 0 | 0 | 0 | 0 | 0 | 0 | 0 |
| 1600 | 0 | 0 | 0 | 0 | 0 | 0 | 0 |
| 1630 | 0 | 0 | 0 | 0 | 0 | 0 | 0 |
| 1700 | 0 | 0 | 0 | 0 | 0 | 0 | 0 |
| 1730 | 0 | 0 | 0 | 0 | 0 | 0 | 0 |
| 1800 | 0 | 0 | 0 | 0 | 0 | 0 | 0 |
| 1830 | 0 | 0 | 0 | 0 | 0 | 0 | 0 |
| 1900 | 31 | 0 | 0 | 0 | 0 | 0 | 31 |
| 1930 | 31 | 0 | 0 | 0 | 0 | 0 | 31 |
| 2000 | 31 | 0 | 0 | 0 | 0 | 0 | 31 |
| 2030 | 31 | 0 | 0 | 0 | 0 | 0 | 31 |
| 2100 | 31 | 0 | 0 | 0 | 0 | 0 | 31 |
| 2130 | 31 | 0 | 0 | 0 | 0 | 0 | 31 |
| Total Student Seat 1/2 Hours: | 252 | 216 | 66 | 216 | 0 | 0 | 750 |
| Total Student Seat Hours: | 126 | 108 | 33 | 108 | 0 | 0 | 375 |
| % Max Student Hrs: | 27% | 23% | 7% | 23% | 0% | 0% | 16% |
| % State Benchmark: | 54% | 46% | 14% | 46% | 0% | 0% | 32% |

| CRN | Course | Enroll | Dates | Days | BTime | ETime | Instructor | Hrs | Type |
|-------|---------|--------|-------|------|-------|-------|------------|-----------------------|------|
| 32631 | BUS V45 | 32 | 1/6 | 5/19 | T R | 0900 | 1015 | Drake, Kenneth L. | 3 WC |
| 31720 | KIN V81 | 22 | 1/6 | 5/19 | T R | 1030 | 1145 | Mooshagian, Steven R. | 3 WC |
| 30070 | BUS V45 | 22 | 1/6 | 5/19 | M W | 1030 | 1145 | Drake, Kenneth L. | 3 WC |
| 30502 | BUS V40 | 18 | 1/6 | 5/19 | T R | 1300 | 1415 | Drake, Kenneth L. | 3 WC |
| 31924 | CJ V19 | 31 | 1/6 | 5/19 | M | 1900 | 2150 | Mahoney, Thomas E. | 3 WC |

Utilization % Color Codes:

| | | | |
|-----------|------------|-------------|-------------|
| Red < 25% | Blue < 50% | Green < 90% | Gold >= 90% |
|-----------|------------|-------------|-------------|

| | | | | | |
|------------------|-------|----------------------|--------------|------------------------------------|-----------|
| Capacity: | 33 | Students (Banner) | Description: | Multidisciplinary Center East/West | |
| Stations: | 33 | Students (Fusion) | Division: | | |
| Max Student Hrs: | 2,310 | Capacity * 70 Hrs/Wk | Room Use: | 110 | Classroom |
| Use Factor: | 53 | Hrs/Week | Size: | 846 | Sq. Feet |
| Occ Factor: | 22 | Students/Hr | TOP Code: | 009900 | |
| State Benchmark: | 1,166 | Student Hours/Wk | TOP Title: | General Assignment | |

Number of Students by Time and Day

| Time | Mon | Tues | Wed | Thur | Fri | Sat | Week |
|-------------------------------|------|------|------|------|-----|-----|-------|
| 0700 | 0 | 0 | 0 | 0 | 0 | 0 | 0 |
| 0730 | 0 | 0 | 0 | 0 | 0 | 0 | 0 |
| 0800 | 0 | 30 | 0 | 30 | 0 | 0 | 60 |
| 0830 | 0 | 30 | 0 | 30 | 0 | 0 | 60 |
| 0900 | 35 | 30 | 35 | 30 | 0 | 0 | 130 |
| 0930 | 35 | 30 | 35 | 30 | 0 | 0 | 130 |
| 1000 | 35 | 30 | 35 | 30 | 0 | 0 | 130 |
| 1030 | 35 | 34 | 35 | 34 | 0 | 0 | 138 |
| 1100 | 35 | 34 | 35 | 34 | 0 | 0 | 138 |
| 1130 | 33 | 34 | 33 | 34 | 33 | 0 | 167 |
| 1200 | 33 | 34 | 33 | 34 | 33 | 0 | 167 |
| 1230 | 0 | 34 | 0 | 34 | 0 | 0 | 68 |
| 1300 | 35 | 0 | 35 | 0 | 0 | 0 | 70 |
| 1330 | 35 | 0 | 35 | 0 | 0 | 0 | 70 |
| 1400 | 35 | 0 | 35 | 0 | 0 | 0 | 70 |
| 1430 | 0 | 0 | 0 | 0 | 0 | 0 | 0 |
| 1500 | 33 | 0 | 33 | 0 | 0 | 0 | 66 |
| 1530 | 33 | 0 | 33 | 0 | 0 | 0 | 66 |
| 1600 | 33 | 0 | 33 | 0 | 0 | 0 | 66 |
| 1630 | 33 | 0 | 33 | 0 | 0 | 0 | 66 |
| 1700 | 33 | 0 | 33 | 0 | 0 | 0 | 66 |
| 1730 | 0 | 0 | 0 | 0 | 0 | 0 | 0 |
| 1800 | 0 | 33 | 0 | 33 | 0 | 0 | 66 |
| 1830 | 0 | 33 | 0 | 33 | 0 | 0 | 66 |
| 1900 | 24 | 33 | 24 | 33 | 0 | 0 | 114 |
| 1930 | 24 | 33 | 24 | 33 | 0 | 0 | 114 |
| 2000 | 24 | 33 | 24 | 33 | 0 | 0 | 114 |
| 2030 | 24 | 0 | 24 | 0 | 0 | 0 | 48 |
| 2100 | 24 | 0 | 24 | 0 | 0 | 0 | 48 |
| 2130 | 24 | 0 | 24 | 0 | 0 | 0 | 48 |
| Total Student Seat 1/2 Hours: | 655 | 485 | 655 | 485 | 66 | 0 | 2,346 |
| Total Student Seat Hours: | 328 | 243 | 328 | 243 | 33 | 0 | 1,173 |
| % Max Student Hrs: | 71% | 52% | 71% | 52% | 7% | 0% | 51% |
| % State Benchmark: | 140% | 104% | 140% | 104% | 14% | 0% | 101% |

| CRN | Course | Enroll | Dates | Days | BTime | ETime | Instructor | Hrs | Type |
|-------|----------|--------|------------|-------|-------|-------|---------------------|-----|------|
| 71296 | SPAN V02 | 30 | 8/19 12/18 | T R | 0800 | 1015 | Somoza, Benigno L. | 5 | WC |
| 71292 | SPAN V01 | 35 | 8/19 12/18 | M W | 0900 | 1115 | De Clerck, Tania L. | 5 | WC |
| 70307 | SPAN V02 | 34 | 8/19 12/18 | T R | 1030 | 1245 | Somoza, Benigno L. | 5 | WC |
| 70576 | BUS V33 | 33 | 8/19 12/18 | M W F | 1130 | 1220 | Spencer, James L. | 3 | WC |
| 70044 | BUS V27A | 35 | 8/19 12/18 | M W | 1300 | 1415 | Greeby, Caroline M. | 3 | WC |
| 70112 | BUS V03 | 33 | 8/19 12/18 | M W | 1500 | 1715 | Woyach, Laura B. | 5 | WC |
| 71467 | BUS V03 | 33 | 8/19 12/18 | T R | 1800 | 2015 | Bell, Roy M. | 5 | WC |
| 70067 | BUS V01A | 24 | 8/19 12/18 | M W | 1900 | 2150 | Bell, Roy M. | 6 | WC |

| | | | | |
|----------------------------|-----------|----------------------|--------------|------------------------------------|
| Utilization % Color Codes: | Red < 25% | Blue < 50% | Green < 90% | Gold >= 90% |
| Capacity: | 21 | Students (Banner) | Description: | Multidisciplinary Center East/West |
| Stations: | 21 | Students (Fusion) | Division: | |
| Max Student Hrs: | 1,470 | Capacity * 70 Hrs/Wk | Room Use: | 210 Class Lab |
| Use Factor: | 53 | Hrs/Week | Size: | 943 Sq. Feet |
| Occ Factor: | 14 | Students/Hr | TOP Code: | 120100 |
| State Benchmark: | 742 | Student Hours/Wk | TOP Title: | Health Occupations, General |

Number of Students by Time and Day

| Time | Mon | Tues | Wed | Thur | Fri | Sat | Week |
|-------------------------------|-----|------|-----|------|-----|-----|------|
| 0700 | 0 | 0 | 0 | 0 | 0 | 0 | 0 |
| 0730 | 0 | 0 | 0 | 0 | 0 | 0 | 0 |
| 0800 | 21 | 21 | 21 | 21 | 0 | 0 | 84 |
| 0830 | 21 | 21 | 21 | 21 | 0 | 0 | 84 |
| 0900 | 21 | 21 | 21 | 21 | 0 | 0 | 84 |
| 0930 | 21 | 21 | 21 | 21 | 0 | 0 | 84 |
| 1000 | 21 | 21 | 21 | 21 | 0 | 0 | 84 |
| 1030 | 21 | 21 | 21 | 21 | 0 | 0 | 84 |
| 1100 | 21 | 21 | 21 | 21 | 0 | 0 | 84 |
| 1130 | 21 | 21 | 21 | 21 | 0 | 0 | 84 |
| 1200 | 0 | 0 | 0 | 0 | 0 | 0 | 0 |
| 1230 | 0 | 0 | 0 | 0 | 0 | 0 | 0 |
| 1300 | 0 | 0 | 0 | 0 | 0 | 0 | 0 |
| 1330 | 0 | 0 | 0 | 0 | 0 | 0 | 0 |
| 1400 | 0 | 0 | 0 | 0 | 0 | 0 | 0 |
| 1430 | 0 | 0 | 0 | 0 | 0 | 0 | 0 |
| 1500 | 0 | 0 | 0 | 0 | 0 | 0 | 0 |
| 1530 | 0 | 0 | 0 | 0 | 0 | 0 | 0 |
| 1600 | 0 | 0 | 0 | 0 | 0 | 0 | 0 |
| 1630 | 0 | 0 | 0 | 0 | 0 | 0 | 0 |
| 1700 | 0 | 0 | 0 | 0 | 0 | 0 | 0 |
| 1730 | 0 | 0 | 0 | 0 | 0 | 0 | 0 |
| 1800 | 0 | 0 | 0 | 0 | 0 | 0 | 0 |
| 1830 | 0 | 0 | 0 | 0 | 0 | 0 | 0 |
| 1900 | 0 | 0 | 0 | 0 | 0 | 0 | 0 |
| 1930 | 0 | 0 | 0 | 0 | 0 | 0 | 0 |
| 2000 | 0 | 0 | 0 | 0 | 0 | 0 | 0 |
| 2030 | 0 | 0 | 0 | 0 | 0 | 0 | 0 |
| 2100 | 0 | 0 | 0 | 0 | 0 | 0 | 0 |
| 2130 | 0 | 0 | 0 | 0 | 0 | 0 | 0 |
| Total Student Seat 1/2 Hours: | 168 | 168 | 168 | 168 | 0 | 0 | 672 |
| Total Student Seat Hours: | 84 | 84 | 84 | 84 | 0 | 0 | 336 |
| % Max Student Hrs: | 29% | 29% | 29% | 29% | 0% | 0% | 23% |
| % State Benchmark: | 57% | 57% | 57% | 57% | 0% | 0% | 45% |

| CRN | Course | Enroll | Dates | Days | BTime | ETime | Instructor | Hrs | Type |
|-------|---------|--------|-------|------|-------|-------|------------|---------------------|-------|
| 32635 | BUS V97 | 21 | 1/6 | 5/19 | MTWR | 0800 | 1150 | Newcomb, Deborah A. | 16 WC |

| | | | | |
|----------------------------|-----------|----------------------|--------------|------------------------------------|
| Utilization % Color Codes: | Red < 25% | Blue < 50% | Green < 90% | Gold >= 90% |
| Capacity: | 21 | Students (Banner) | Description: | Multidisciplinary Center East/West |
| Stations: | 21 | Students (Fusion) | Division: | |
| Max Student Hrs: | 1,470 | Capacity * 70 Hrs/Wk | Room Use: | 210 Class Lab |
| Use Factor: | 53 | Hrs/Week | Size: | 943 Sq. Feet |
| Occ Factor: | 14 | Students/Hr | TOP Code: | 120100 |
| State Benchmark: | 742 | Student Hours/Wk | TOP Title: | Health Occupations, General |

Number of Students by Time and Day

| Time | Mon | Tues | Wed | Thur | Fri | Sat | Week |
|-------------------------------|-----|------|-----|------|-----|-----|------|
| 0700 | 0 | 0 | 0 | 0 | 0 | 0 | 0 |
| 0730 | 0 | 0 | 0 | 0 | 0 | 0 | 0 |
| 0800 | 23 | 23 | 23 | 23 | 0 | 0 | 92 |
| 0830 | 23 | 23 | 23 | 23 | 0 | 0 | 92 |
| 0900 | 23 | 23 | 23 | 23 | 0 | 0 | 92 |
| 0930 | 23 | 23 | 23 | 23 | 0 | 0 | 92 |
| 1000 | 23 | 23 | 23 | 23 | 0 | 0 | 92 |
| 1030 | 23 | 23 | 23 | 23 | 0 | 0 | 92 |
| 1100 | 23 | 23 | 23 | 23 | 0 | 0 | 92 |
| 1130 | 23 | 23 | 23 | 23 | 0 | 0 | 92 |
| 1200 | 0 | 0 | 0 | 0 | 0 | 0 | 0 |
| 1230 | 0 | 0 | 0 | 0 | 0 | 0 | 0 |
| 1300 | 0 | 0 | 0 | 0 | 0 | 0 | 0 |
| 1330 | 0 | 0 | 0 | 0 | 0 | 0 | 0 |
| 1400 | 0 | 0 | 0 | 0 | 0 | 0 | 0 |
| 1430 | 0 | 0 | 0 | 0 | 0 | 0 | 0 |
| 1500 | 0 | 0 | 0 | 0 | 0 | 0 | 0 |
| 1530 | 0 | 0 | 0 | 0 | 0 | 0 | 0 |
| 1600 | 0 | 0 | 0 | 0 | 0 | 0 | 0 |
| 1630 | 0 | 0 | 0 | 0 | 0 | 0 | 0 |
| 1700 | 0 | 0 | 0 | 0 | 0 | 0 | 0 |
| 1730 | 0 | 0 | 0 | 0 | 0 | 0 | 0 |
| 1800 | 0 | 0 | 0 | 0 | 0 | 0 | 0 |
| 1830 | 0 | 0 | 0 | 0 | 0 | 0 | 0 |
| 1900 | 0 | 0 | 0 | 0 | 0 | 0 | 0 |
| 1930 | 0 | 0 | 0 | 0 | 0 | 0 | 0 |
| 2000 | 0 | 0 | 0 | 0 | 0 | 0 | 0 |
| 2030 | 0 | 0 | 0 | 0 | 0 | 0 | 0 |
| 2100 | 0 | 0 | 0 | 0 | 0 | 0 | 0 |
| 2130 | 0 | 0 | 0 | 0 | 0 | 0 | 0 |
| Total Student Seat 1/2 Hours: | 184 | 184 | 184 | 184 | 0 | 0 | 736 |
| Total Student Seat Hours: | 92 | 92 | 92 | 92 | 0 | 0 | 368 |
| % Max Student Hrs: | 31% | 31% | 31% | 31% | 0% | 0% | 25% |
| % State Benchmark: | 62% | 62% | 62% | 62% | 0% | 0% | 50% |

| CRN | Course | Enroll | Dates | Days | BTime | ETime | Instructor | Hrs | Type |
|-------|---------|--------|------------|------|-------|-------|---------------------|-----|------|
| 74017 | BUS V97 | 23 | 8/19 12/18 | MTWR | 0800 | 1150 | Newcomb, Deborah A. | 16 | WC |

| | | | | |
|----------------------------|-----------|----------------------|--------------|------------------------------------|
| Utilization % Color Codes: | Red < 25% | Blue < 50% | Green < 90% | Gold >= 90% |
| Capacity: | 37 | Students (Banner) | Description: | Multidisciplinary Center East/West |
| Stations: | 37 | Students (Fusion) | Division: | |
| Max Student Hrs: | 2,590 | Capacity * 70 Hrs/Wk | Room Use: | 110 Classroom |
| Use Factor: | 53 | Hrs/Week | Size: | 952 Sq. Feet |
| Occ Factor: | 25 | Students/Hr | TOP Code: | 009900 |
| State Benchmark: | 1,307 | Student Hours/Wk | TOP Title: | General Assignment |

Number of Students by Time and Day

| Time | Mon | Tues | Wed | Thur | Fri | Sat | Week |
|-------------------------------|-----|------|-----|------|-----|-----|-------|
| 0700 | 0 | 0 | 0 | 0 | 0 | 0 | 0 |
| 0730 | 0 | 0 | 0 | 0 | 0 | 0 | 0 |
| 0800 | 0 | 0 | 0 | 0 | 0 | 0 | 0 |
| 0830 | 0 | 0 | 0 | 0 | 0 | 0 | 0 |
| 0900 | 0 | 0 | 0 | 0 | 0 | 0 | 0 |
| 0930 | 0 | 0 | 0 | 0 | 0 | 0 | 0 |
| 1000 | 38 | 31 | 38 | 0 | 0 | 0 | 107 |
| 1030 | 38 | 31 | 38 | 36 | 0 | 0 | 143 |
| 1100 | 38 | 31 | 38 | 36 | 0 | 0 | 143 |
| 1130 | 38 | 31 | 38 | 36 | 0 | 0 | 143 |
| 1200 | 38 | 28 | 38 | 36 | 0 | 0 | 140 |
| 1230 | 0 | 28 | 0 | 0 | 0 | 0 | 28 |
| 1300 | 0 | 28 | 0 | 0 | 0 | 0 | 28 |
| 1330 | 0 | 28 | 0 | 0 | 0 | 0 | 28 |
| 1400 | 0 | 0 | 0 | 0 | 0 | 0 | 0 |
| 1430 | 0 | 0 | 0 | 0 | 0 | 0 | 0 |
| 1500 | 0 | 0 | 0 | 0 | 0 | 0 | 0 |
| 1530 | 0 | 0 | 0 | 0 | 0 | 0 | 0 |
| 1600 | 0 | 0 | 0 | 0 | 0 | 0 | 0 |
| 1630 | 0 | 0 | 0 | 0 | 0 | 0 | 0 |
| 1700 | 0 | 0 | 0 | 0 | 0 | 0 | 0 |
| 1730 | 0 | 0 | 0 | 0 | 0 | 0 | 0 |
| 1800 | 34 | 0 | 34 | 0 | 0 | 0 | 68 |
| 1830 | 34 | 0 | 34 | 0 | 0 | 0 | 68 |
| 1900 | 34 | 0 | 34 | 0 | 0 | 0 | 68 |
| 1930 | 34 | 0 | 34 | 0 | 0 | 0 | 68 |
| 2000 | 0 | 0 | 0 | 0 | 0 | 0 | 0 |
| 2030 | 0 | 0 | 0 | 0 | 0 | 0 | 0 |
| 2100 | 0 | 0 | 0 | 0 | 0 | 0 | 0 |
| 2130 | 0 | 0 | 0 | 0 | 0 | 0 | 0 |
| Total Student Seat 1/2 Hours: | 326 | 236 | 326 | 144 | 0 | 0 | 1,032 |
| Total Student Seat Hours: | 163 | 118 | 163 | 72 | 0 | 0 | 516 |
| % Max Student Hrs: | 31% | 23% | 31% | 14% | 0% | 0% | 20% |
| % State Benchmark: | 62% | 45% | 62% | 28% | 0% | 0% | 39% |

| CRN | Course | Enroll | Dates | Days | BTime | ETime | Instructor | Hrs | Type | |
|-------|----------|--------|-------|------|-------|-------|------------|---------------------|------|----|
| 32003 | SPAN V01 | 31 | 1/6 | 5/19 | T | 1000 | 1150 | De Clerck, Tania L. | 2 | IU |
| 32827 | MATH V21 | 38 | 1/6 | 5/19 | M W | 1000 | 1215 | McCain, Michael T. | 5 | WC |
| 30138 | SPAN V02 | 36 | 1/6 | 5/19 | R | 1030 | 1220 | De Clerck, Tania L. | 2 | IU |
| 32192 | SPAN V01 | 28 | 1/6 | 5/19 | T | 1200 | 1350 | De Clerck, Tania L. | 2 | IU |
| 32001 | BUS V29 | 34 | 1/6 | 5/19 | M W | 1800 | 1950 | Cox, Debra L. | 4 | WC |

| | | | | |
|----------------------------|-----------|----------------------|--------------|------------------------------------|
| Utilization % Color Codes: | Red < 25% | Blue < 50% | Green < 90% | Gold >= 90% |
| Capacity: | 37 | Students (Banner) | Description: | Multidisciplinary Center East/West |
| Stations: | 37 | Students (Fusion) | Division: | |
| Max Student Hrs: | 2,590 | Capacity * 70 Hrs/Wk | Room Use: | 110 Classroom |
| Use Factor: | 53 | Hrs/Week | Size: | 952 Sq. Feet |
| Occ Factor: | 25 | Students/Hr | TOP Code: | 009900 |
| State Benchmark: | 1,307 | Student Hours/Wk | TOP Title: | General Assignment |

Number of Students by Time and Day

| Time | Mon | Tues | Wed | Thur | Fri | Sat | Week |
|-------------------------------|-----|------|-----|------|-----|-----|-------|
| 0700 | 0 | 0 | 0 | 0 | 0 | 0 | 0 |
| 0730 | 0 | 0 | 0 | 0 | 0 | 0 | 0 |
| 0800 | 0 | 0 | 0 | 0 | 0 | 0 | 0 |
| 0830 | 11 | 11 | 0 | 0 | 0 | 0 | 22 |
| 0900 | 11 | 11 | 0 | 0 | 0 | 0 | 22 |
| 0930 | 11 | 11 | 0 | 0 | 0 | 0 | 22 |
| 1000 | 11 | 11 | 0 | 0 | 0 | 0 | 22 |
| 1030 | 11 | 11 | 0 | 0 | 0 | 0 | 22 |
| 1100 | 11 | 11 | 0 | 0 | 0 | 0 | 22 |
| 1130 | 11 | 11 | 0 | 0 | 0 | 0 | 22 |
| 1200 | 11 | 11 | 0 | 0 | 0 | 0 | 22 |
| 1230 | 0 | 0 | 0 | 0 | 0 | 0 | 0 |
| 1300 | 24 | 24 | 24 | 24 | 0 | 0 | 96 |
| 1330 | 24 | 24 | 24 | 24 | 0 | 0 | 96 |
| 1400 | 24 | 24 | 24 | 24 | 0 | 0 | 96 |
| 1430 | 24 | 24 | 24 | 24 | 0 | 0 | 96 |
| 1500 | 24 | 24 | 24 | 24 | 0 | 0 | 96 |
| 1530 | 24 | 24 | 24 | 24 | 0 | 0 | 96 |
| 1600 | 24 | 24 | 24 | 24 | 0 | 0 | 96 |
| 1630 | 24 | 24 | 24 | 24 | 0 | 0 | 96 |
| 1700 | 0 | 0 | 0 | 0 | 0 | 0 | 0 |
| 1730 | 0 | 19 | 0 | 19 | 0 | 0 | 38 |
| 1800 | 0 | 19 | 0 | 19 | 0 | 0 | 38 |
| 1830 | 0 | 19 | 0 | 19 | 0 | 0 | 38 |
| 1900 | 0 | 19 | 0 | 19 | 0 | 0 | 38 |
| 1930 | 0 | 19 | 0 | 19 | 0 | 0 | 38 |
| 2000 | 0 | 0 | 0 | 0 | 0 | 0 | 0 |
| 2030 | 0 | 0 | 0 | 0 | 0 | 0 | 0 |
| 2100 | 0 | 0 | 0 | 0 | 0 | 0 | 0 |
| 2130 | 0 | 0 | 0 | 0 | 0 | 0 | 0 |
| Total Student Seat 1/2 Hours: | 280 | 375 | 192 | 287 | 0 | 0 | 1,134 |
| Total Student Seat Hours: | 140 | 188 | 96 | 144 | 0 | 0 | 567 |
| % Max Student Hrs: | 27% | 36% | 19% | 28% | 0% | 0% | 22% |
| % State Benchmark: | 54% | 72% | 37% | 55% | 0% | 0% | 43% |

| CRN | Course | Enroll | Dates | Days | BTime | ETime | Instructor | Hrs | Type |
|-------|---------|--------|------------|------|-------|-------|----------------------|-----|------|
| 70014 | BUS V21 | 11 | 8/19 12/18 | MT | 0830 | 1220 | Walker, Alan J. | 8 | WC |
| 75041 | BUS V94 | 24 | 10/7 10/31 | MTWR | 1300 | 1650 | De La Pena, Karen M. | 16 | DC |
| 70671 | BUS V04 | 19 | 8/19 12/18 | T R | 1730 | 1945 | Greene, Patricia | 5 | WC |


| | | | | |
|----------------------------|-----------|----------------------|--------------|------------------------------------|
| Utilization % Color Codes: | Red < 25% | Blue < 50% | Green < 90% | Gold >= 90% |
| Capacity: | 37 | Students (Banner) | Description: | Multidisciplinary Center East/West |
| Stations: | 37 | Students (Fusion) | Division: | |
| Max Student Hrs: | 2,590 | Capacity * 70 Hrs/Wk | Room Use: | 110 Classroom |
| Use Factor: | 53 | Hrs/Week | Size: | 952 Sq. Feet |
| Occ Factor: | 25 | Students/Hr | TOP Code: | 009900 |
| State Benchmark: | 1,307 | Student Hours/Wk | TOP Title: | General Assignment |

Number of Students by Time and Day

| Time | Mon | Tues | Wed | Thur | Fri | Sat | Week |
|-------------------------------|-----|------|-----|------|-----|-----|-------|
| 0700 | 0 | 0 | 0 | 0 | 0 | 0 | 0 |
| 0730 | 0 | 0 | 0 | 0 | 0 | 0 | 0 |
| 0800 | 0 | 0 | 0 | 0 | 0 | 0 | 0 |
| 0830 | 35 | 0 | 35 | 0 | 0 | 0 | 70 |
| 0900 | 35 | 0 | 35 | 0 | 0 | 0 | 70 |
| 0930 | 35 | 0 | 35 | 0 | 0 | 0 | 70 |
| 1000 | 35 | 0 | 35 | 0 | 0 | 0 | 70 |
| 1030 | 35 | 0 | 35 | 0 | 0 | 0 | 70 |
| 1100 | 35 | 0 | 35 | 0 | 0 | 0 | 70 |
| 1130 | 35 | 0 | 35 | 0 | 0 | 0 | 70 |
| 1200 | 35 | 0 | 35 | 0 | 0 | 0 | 70 |
| 1230 | 0 | 0 | 0 | 0 | 0 | 0 | 0 |
| 1300 | 0 | 0 | 0 | 0 | 0 | 0 | 0 |
| 1330 | 0 | 0 | 0 | 0 | 0 | 0 | 0 |
| 1400 | 0 | 0 | 0 | 0 | 0 | 0 | 0 |
| 1430 | 0 | 0 | 0 | 0 | 0 | 0 | 0 |
| 1500 | 0 | 0 | 0 | 0 | 0 | 0 | 0 |
| 1530 | 0 | 0 | 0 | 0 | 0 | 0 | 0 |
| 1600 | 0 | 0 | 0 | 0 | 0 | 0 | 0 |
| 1630 | 0 | 0 | 0 | 0 | 0 | 0 | 0 |
| 1700 | 0 | 0 | 0 | 0 | 0 | 0 | 0 |
| 1730 | 0 | 0 | 0 | 0 | 0 | 0 | 0 |
| 1800 | 0 | 37 | 0 | 37 | 0 | 0 | 74 |
| 1830 | 0 | 37 | 0 | 37 | 0 | 0 | 74 |
| 1900 | 0 | 37 | 0 | 37 | 0 | 0 | 74 |
| 1930 | 0 | 37 | 0 | 37 | 0 | 0 | 74 |
| 2000 | 0 | 37 | 0 | 37 | 0 | 0 | 74 |
| 2030 | 0 | 37 | 0 | 37 | 0 | 0 | 74 |
| 2100 | 0 | 37 | 0 | 37 | 0 | 0 | 74 |
| 2130 | 0 | 37 | 0 | 37 | 0 | 0 | 74 |
| Total Student Seat 1/2 Hours: | 280 | 296 | 280 | 296 | 0 | 0 | 1,152 |
| Total Student Seat Hours: | 140 | 148 | 140 | 148 | 0 | 0 | 576 |
| % Max Student Hrs: | 27% | 29% | 27% | 29% | 0% | 0% | 22% |
| % State Benchmark: | 54% | 57% | 54% | 57% | 0% | 0% | 44% |

| CRN | Course | Enroll | Dates | Days | BTime | ETime | Instructor | Hrs | Type |
|-------|----------|--------|-------|------|-------|-------|------------|---------------------|------|
| 55589 | BUS V28A | 35 | 6/17 | 7/24 | M W | 0830 | 1220 | Newcomb, Deborah A. | 8 DC |
| 55493 | CD V38 | 11 | 6/18 | 7/31 | T R | 1800 | 2150 | Newcomb, Deborah A. | 8 DC |
| 55476 | BUS V38 | 26 | 6/18 | 7/31 | T R | 1800 | 2150 | Newcomb, Deborah A. | 8 DC |

Utilization % Color Codes:



| | | | | | |
|------------------|-------|----------------------|--------------|------------------------------------|-----------|
| Capacity: | 39 | Students (Banner) | Description: | Multidisciplinary Center East/West | |
| Stations: | 39 | Students (Fusion) | Division: | | |
| Max Student Hrs: | 2,730 | Capacity * 70 Hrs/Wk | Room Use: | 110 | Classroom |
| Use Factor: | 53 | Hrs/Week | Size: | 968 | Sq. Feet |
| Occ Factor: | 26 | Students/Hr | TOP Code: | 009900 | |
| State Benchmark: | 1,378 | Student Hours/Wk | TOP Title: | General Assignment | |

Number of Students by Time and Day

| Time | Mon | Tues | Wed | Thur | Fri | Sat | Week |
|-------------------------------|-----|------|-----|------|-----|-----|-------|
| 0700 | 0 | 0 | 0 | 0 | 0 | 0 | 0 |
| 0730 | 0 | 0 | 0 | 0 | 0 | 0 | 0 |
| 0800 | 0 | 0 | 0 | 0 | 0 | 0 | 0 |
| 0830 | 0 | 0 | 0 | 0 | 0 | 0 | 0 |
| 0900 | 35 | 0 | 35 | 0 | 0 | 0 | 70 |
| 0930 | 35 | 0 | 35 | 0 | 0 | 0 | 70 |
| 1000 | 35 | 0 | 35 | 0 | 0 | 0 | 70 |
| 1030 | 31 | 18 | 31 | 0 | 0 | 0 | 80 |
| 1100 | 31 | 18 | 31 | 0 | 0 | 0 | 80 |
| 1130 | 31 | 0 | 31 | 0 | 0 | 0 | 62 |
| 1200 | 0 | 0 | 0 | 0 | 0 | 0 | 0 |
| 1230 | 0 | 0 | 0 | 0 | 0 | 0 | 0 |
| 1300 | 0 | 38 | 0 | 38 | 0 | 0 | 76 |
| 1330 | 0 | 38 | 0 | 38 | 0 | 0 | 76 |
| 1400 | 17 | 38 | 17 | 38 | 0 | 0 | 110 |
| 1430 | 17 | 0 | 17 | 0 | 0 | 0 | 34 |
| 1500 | 17 | 0 | 17 | 0 | 0 | 0 | 34 |
| 1530 | 17 | 0 | 17 | 0 | 0 | 0 | 34 |
| 1600 | 17 | 0 | 17 | 0 | 0 | 0 | 34 |
| 1630 | 0 | 8 | 0 | 8 | 0 | 0 | 16 |
| 1700 | 0 | 8 | 0 | 8 | 0 | 0 | 16 |
| 1730 | 0 | 8 | 0 | 8 | 0 | 0 | 16 |
| 1800 | 0 | 8 | 38 | 8 | 0 | 0 | 54 |
| 1830 | 0 | 8 | 38 | 8 | 0 | 0 | 54 |
| 1900 | 0 | 0 | 38 | 0 | 0 | 0 | 38 |
| 1930 | 0 | 0 | 38 | 0 | 0 | 0 | 38 |
| 2000 | 0 | 0 | 38 | 0 | 0 | 0 | 38 |
| 2030 | 0 | 0 | 38 | 0 | 0 | 0 | 38 |
| 2100 | 0 | 0 | 0 | 0 | 0 | 0 | 0 |
| 2130 | 0 | 0 | 0 | 0 | 0 | 0 | 0 |
| Total Student Seat 1/2 Hours: | 283 | 190 | 511 | 154 | 0 | 0 | 1,138 |
| Total Student Seat Hours: | 142 | 95 | 256 | 77 | 0 | 0 | 569 |
| % Max Student Hrs: | 26% | 17% | 47% | 14% | 0% | 0% | 21% |
| % State Benchmark: | 51% | 34% | 93% | 28% | 0% | 0% | 41% |

| CRN | Course | Enroll | Dates | Days | BTime | ETime | Instructor | Hrs | Type | |
|-------|-----------|--------|-------|------|-------|-------|------------|---------------------|------|----|
| 31340 | BUS V26 | 35 | 1/6 | 5/19 | M W | 0900 | 1015 | Newcomb, Deborah A. | 3 | WC |
| 32052 | ESL V53A | 2 | 1/6 | 5/19 | T | 1030 | 1120 | O'Neill, Christine | 1 | WC |
| 31811 | ENGL V08B | 5 | 1/6 | 5/19 | T | 1030 | 1120 | O'Neill, Christine | 1 | WC |
| 30441 | ENGL V08A | 11 | 1/6 | 5/19 | T | 1030 | 1120 | O'Neill, Christine | 1 | WC |
| 32167 | CD V38 | 4 | 1/6 | 5/19 | M W | 1030 | 1145 | Newcomb, Deborah A. | 3 | WC |
| 31654 | BUS V38 | 27 | 1/6 | 5/19 | M W | 1030 | 1145 | Newcomb, Deborah A. | 3 | WC |
| 30998 | BUS V17 | 38 | 1/6 | 5/19 | T R | 1300 | 1415 | Sheetz, Michael W. | 3 | WC |
| 31499 | BUS V04 | 17 | 1/6 | 5/19 | M W | 1400 | 1615 | Greene, Patricia | 5 | WC |
| 32648 | BUS V07A | 8 | 1/6 | 5/19 | T R | 1630 | 1855 | Palafos, John | 5 | WC |
| 31827 | BUS V17 | 38 | 1/6 | 5/19 | W | 1800 | 2050 | Anderson, Mike A. | 3 | WC |

| | | | | |
|----------------------------|-----------|----------------------|--------------|------------------------------------|
| Utilization % Color Codes: | Red < 25% | Blue < 50% | Green < 90% | Gold >= 90% |
| Capacity: | 39 | Students (Banner) | Description: | Multidisciplinary Center East/West |
| Stations: | 39 | Students (Fusion) | Division: | |
| Max Student Hrs: | 2,730 | Capacity * 70 Hrs/Wk | Room Use: | 110 Classroom |
| Use Factor: | 53 | Hrs/Week | Size: | 968 Sq. Feet |
| Occ Factor: | 26 | Students/Hr | TOP Code: | 009900 |
| State Benchmark: | 1,378 | Student Hours/Wk | TOP Title: | General Assignment |

Number of Students by Time and Day

| Time | Mon | Tues | Wed | Thur | Fri | Sat | Week |
|-------------------------------|-----|------|-----|------|-----|-----|-------|
| 0700 | 0 | 0 | 0 | 0 | 0 | 0 | 0 |
| 0730 | 0 | 0 | 0 | 0 | 0 | 0 | 0 |
| 0800 | 0 | 0 | 0 | 0 | 0 | 0 | 0 |
| 0830 | 0 | 0 | 0 | 0 | 0 | 0 | 0 |
| 0900 | 0 | 0 | 0 | 0 | 0 | 0 | 0 |
| 0930 | 0 | 0 | 0 | 0 | 0 | 0 | 0 |
| 1000 | 38 | 0 | 38 | 0 | 0 | 0 | 76 |
| 1030 | 38 | 36 | 38 | 36 | 0 | 0 | 148 |
| 1100 | 38 | 36 | 38 | 36 | 0 | 0 | 148 |
| 1130 | 0 | 36 | 0 | 36 | 0 | 0 | 72 |
| 1200 | 0 | 0 | 0 | 0 | 0 | 0 | 0 |
| 1230 | 0 | 0 | 0 | 0 | 0 | 0 | 0 |
| 1300 | 0 | 39 | 0 | 39 | 0 | 0 | 78 |
| 1330 | 0 | 39 | 0 | 39 | 0 | 0 | 78 |
| 1400 | 0 | 39 | 0 | 39 | 0 | 0 | 78 |
| 1430 | 0 | 0 | 0 | 0 | 0 | 0 | 0 |
| 1500 | 0 | 0 | 0 | 0 | 0 | 0 | 0 |
| 1530 | 0 | 0 | 0 | 0 | 0 | 0 | 0 |
| 1600 | 0 | 0 | 0 | 0 | 0 | 0 | 0 |
| 1630 | 0 | 10 | 0 | 10 | 0 | 0 | 20 |
| 1700 | 0 | 10 | 0 | 10 | 0 | 0 | 20 |
| 1730 | 0 | 10 | 0 | 10 | 0 | 0 | 20 |
| 1800 | 37 | 10 | 43 | 10 | 0 | 0 | 100 |
| 1830 | 37 | 10 | 43 | 10 | 0 | 0 | 100 |
| 1900 | 37 | 0 | 43 | 0 | 0 | 0 | 80 |
| 1930 | 37 | 0 | 43 | 0 | 0 | 0 | 80 |
| 2000 | 37 | 0 | 43 | 0 | 0 | 0 | 80 |
| 2030 | 37 | 0 | 43 | 0 | 0 | 0 | 80 |
| 2100 | 0 | 0 | 0 | 0 | 0 | 0 | 0 |
| 2130 | 0 | 0 | 0 | 0 | 0 | 0 | 0 |
| Total Student Seat 1/2 Hours: | 336 | 275 | 372 | 275 | 0 | 0 | 1,258 |
| Total Student Seat Hours: | 168 | 138 | 186 | 138 | 0 | 0 | 629 |
| % Max Student Hrs: | 31% | 25% | 34% | 25% | 0% | 0% | 23% |
| % State Benchmark: | 61% | 50% | 67% | 50% | 0% | 0% | 46% |

| CRN | Course | Enroll | Dates | Days | BTime | ETime | Instructor | Hrs | Type |
|-------|----------|--------|------------|------|-------|-------|---------------------|-----|------|
| 70822 | BUS V17 | 38 | 8/19 12/18 | M W | 1000 | 1115 | Sheetz, Michael W. | 3 | WC |
| 71763 | ART V02B | 36 | 8/19 12/18 | T R | 1030 | 1145 | Bittl, Ann H. | 3 | WC |
| 70135 | BUS V17 | 39 | 8/19 12/18 | T R | 1300 | 1415 | Sheetz, Michael W. | 3 | WC |
| 72176 | BUS V07A | 10 | 8/19 12/18 | T R | 1630 | 1850 | Palafox, John | 5 | WC |
| 70884 | BUS V17 | 43 | 8/19 12/18 | W | 1800 | 2050 | Anderson, Mike A. | 3 | WC |
| 71281 | BUS V26 | 37 | 8/19 12/18 | M | 1800 | 2050 | Newcomb, Deborah A. | 3 | WC |

| | | | | |
|----------------------------|-----------|----------------------|--------------|------------------------------------|
| Utilization % Color Codes: | Red < 25% | Blue < 50% | Green < 90% | Gold >= 90% |
| Capacity: | 33 | Students (Banner) | Description: | Multidisciplinary Center East/West |
| Stations: | 33 | Students (Fusion) | Division: | |
| Max Student Hrs: | 2,310 | Capacity * 70 Hrs/Wk | Room Use: | 110 Classroom |
| Use Factor: | 53 | Hrs/Week | Size: | 964 Sq. Feet |
| Occ Factor: | 22 | Students/Hr | TOP Code: | 009900 |
| State Benchmark: | 1,166 | Student Hours/Wk | TOP Title: | General Assignment |

Number of Students by Time and Day

| Time | Mon | Tues | Wed | Thur | Fri | Sat | Week |
|-------------------------------|-----|------|-----|------|-----|-----|------|
| 0700 | 0 | 0 | 0 | 0 | 0 | 0 | 0 |
| 0730 | 0 | 0 | 0 | 0 | 0 | 0 | 0 |
| 0800 | 0 | 0 | 0 | 0 | 0 | 0 | 0 |
| 0830 | 0 | 0 | 0 | 0 | 0 | 0 | 0 |
| 0900 | 0 | 0 | 0 | 0 | 0 | 0 | 0 |
| 0930 | 0 | 0 | 0 | 0 | 0 | 0 | 0 |
| 1000 | 0 | 0 | 0 | 0 | 0 | 0 | 0 |
| 1030 | 0 | 35 | 0 | 35 | 0 | 0 | 70 |
| 1100 | 0 | 35 | 0 | 35 | 0 | 0 | 70 |
| 1130 | 36 | 35 | 36 | 35 | 0 | 0 | 142 |
| 1200 | 36 | 35 | 36 | 35 | 0 | 0 | 142 |
| 1230 | 36 | 35 | 36 | 35 | 0 | 0 | 142 |
| 1300 | 36 | 0 | 36 | 0 | 0 | 0 | 72 |
| 1330 | 36 | 0 | 36 | 0 | 0 | 0 | 72 |
| 1400 | 0 | 0 | 0 | 0 | 0 | 0 | 0 |
| 1430 | 0 | 0 | 0 | 0 | 0 | 0 | 0 |
| 1500 | 0 | 0 | 0 | 0 | 0 | 0 | 0 |
| 1530 | 0 | 0 | 0 | 0 | 0 | 0 | 0 |
| 1600 | 0 | 0 | 0 | 0 | 0 | 0 | 0 |
| 1630 | 0 | 0 | 0 | 0 | 0 | 0 | 0 |
| 1700 | 0 | 0 | 10 | 0 | 0 | 0 | 10 |
| 1730 | 0 | 0 | 10 | 0 | 0 | 0 | 10 |
| 1800 | 0 | 0 | 10 | 0 | 0 | 0 | 10 |
| 1830 | 0 | 0 | 10 | 0 | 0 | 0 | 10 |
| 1900 | 0 | 0 | 0 | 0 | 0 | 0 | 0 |
| 1930 | 0 | 0 | 0 | 0 | 0 | 0 | 0 |
| 2000 | 0 | 0 | 0 | 0 | 0 | 0 | 0 |
| 2030 | 0 | 0 | 0 | 0 | 0 | 0 | 0 |
| 2100 | 0 | 0 | 0 | 0 | 0 | 0 | 0 |
| 2130 | 0 | 0 | 0 | 0 | 0 | 0 | 0 |
| Total Student Seat 1/2 Hours: | 180 | 175 | 220 | 175 | 0 | 0 | 750 |
| Total Student Seat Hours: | 90 | 88 | 110 | 88 | 0 | 0 | 375 |
| % Max Student Hrs: | 19% | 19% | 24% | 19% | 0% | 0% | 16% |
| % State Benchmark: | 39% | 38% | 47% | 38% | 0% | 0% | 32% |

| CRN | Course | Enroll | Dates | Days | BTime | ETime | Instructor | Hrs | Type |
|-------|----------|--------|-------|------|-------|-------|------------|--------------------|------|
| 30285 | JAPN V01 | 35 | 1/6 | 5/19 | T R | 1030 | 1245 | Irion, Kumiko | 5 WC |
| 31871 | BUS V08 | 36 | 1/6 | 5/19 | M W | 1130 | 1345 | Carriger, James N. | 5 WC |
| 31513 | GW V02B | 10 | 3/19 | 5/14 | W | 1700 | 1850 | Herrera, Beatriz | 2 DC |

| | | | | |
|----------------------------|-----------|----------------------|--------------|------------------------------------|
| Utilization % Color Codes: | Red < 25% | Blue < 50% | Green < 90% | Gold >= 90% |
| Capacity: | 33 | Students (Banner) | Description: | Multidisciplinary Center East/West |
| Stations: | 33 | Students (Fusion) | Division: | |
| Max Student Hrs: | 2,310 | Capacity * 70 Hrs/Wk | Room Use: | 110 Classroom |
| Use Factor: | 53 | Hrs/Week | Size: | 964 Sq. Feet |
| Occ Factor: | 22 | Students/Hr | TOP Code: | 009900 |
| State Benchmark: | 1,166 | Student Hours/Wk | TOP Title: | General Assignment |

Number of Students by Time and Day

| Time | Mon | Tues | Wed | Thur | Fri | Sat | Week |
|-------------------------------|-----|------|-----|------|-----|-----|------|
| 0700 | 0 | 0 | 0 | 0 | 0 | 0 | 0 |
| 0730 | 0 | 0 | 0 | 0 | 0 | 0 | 0 |
| 0800 | 0 | 0 | 0 | 0 | 0 | 0 | 0 |
| 0830 | 0 | 0 | 0 | 0 | 0 | 0 | 0 |
| 0900 | 30 | 0 | 30 | 0 | 0 | 0 | 60 |
| 0930 | 30 | 0 | 30 | 0 | 0 | 0 | 60 |
| 1000 | 30 | 0 | 30 | 0 | 0 | 0 | 60 |
| 1030 | 27 | 0 | 27 | 0 | 0 | 0 | 54 |
| 1100 | 27 | 0 | 27 | 0 | 0 | 0 | 54 |
| 1130 | 27 | 0 | 27 | 0 | 0 | 0 | 54 |
| 1200 | 0 | 0 | 0 | 0 | 0 | 0 | 0 |
| 1230 | 0 | 0 | 0 | 0 | 0 | 0 | 0 |
| 1300 | 0 | 0 | 0 | 0 | 0 | 0 | 0 |
| 1330 | 0 | 0 | 0 | 0 | 0 | 0 | 0 |
| 1400 | 0 | 0 | 0 | 0 | 0 | 0 | 0 |
| 1430 | 0 | 0 | 0 | 0 | 0 | 0 | 0 |
| 1500 | 0 | 0 | 0 | 0 | 0 | 0 | 0 |
| 1530 | 0 | 0 | 0 | 0 | 0 | 0 | 0 |
| 1600 | 0 | 0 | 0 | 0 | 0 | 0 | 0 |
| 1630 | 0 | 0 | 0 | 0 | 0 | 0 | 0 |
| 1700 | 0 | 36 | 0 | 0 | 0 | 0 | 36 |
| 1730 | 0 | 36 | 0 | 0 | 0 | 0 | 36 |
| 1800 | 0 | 36 | 0 | 0 | 0 | 0 | 36 |
| 1830 | 0 | 36 | 0 | 0 | 0 | 0 | 36 |
| 1900 | 13 | 36 | 0 | 0 | 0 | 0 | 49 |
| 1930 | 13 | 36 | 0 | 0 | 0 | 0 | 49 |
| 2000 | 13 | 36 | 0 | 0 | 0 | 0 | 49 |
| 2030 | 13 | 36 | 0 | 0 | 0 | 0 | 49 |
| 2100 | 13 | 36 | 0 | 0 | 0 | 0 | 49 |
| 2130 | 13 | 36 | 0 | 0 | 0 | 0 | 49 |
| Total Student Seat 1/2 Hours: | 249 | 360 | 171 | 0 | 0 | 0 | 780 |
| Total Student Seat Hours: | 125 | 180 | 86 | 0 | 0 | 0 | 390 |
| % Max Student Hrs: | 27% | 39% | 19% | 0% | 0% | 0% | 17% |
| % State Benchmark: | 53% | 77% | 37% | 0% | 0% | 0% | 33% |

| CRN | Course | Enroll | Dates | Days | BTime | ETime | Instructor | Hrs | Type |
|-------|---------|--------|------------|------|-------|-------|----------------------|-----|------|
| 79203 | BUS V38 | 25 | 8/19 12/18 | M W | 0900 | 1015 | Boger, Kay F. | 3 | WC |
| 70611 | CD V38 | 5 | 8/19 12/18 | M W | 0900 | 1015 | Boger, Kay F. | 3 | WC |
| 70285 | BUS V25 | 27 | 8/19 12/18 | M W | 1030 | 1145 | Newcomb, Deborah A. | 3 | WC |
| 70692 | BUS V08 | 36 | 8/19 12/18 | T | 1700 | 2150 | Carriger, James N. | 5 | WC |
| 71090 | BUS V44 | 13 | 8/19 12/18 | M | 1900 | 2150 | Branca, Stephanie A. | 3 | WC |

Utilization % Color Codes:

| | | | |
|-----------|------------|-------------|-------------|
| Red < 25% | Blue < 50% | Green < 90% | Gold >= 90% |
|-----------|------------|-------------|-------------|

| | | | | | |
|------------------|-------|----------------------|--------------|------------------------------------|-----------|
| Capacity: | 47 | Students (Banner) | Description: | Multidisciplinary Center East/West | |
| Stations: | 47 | Students (Fusion) | Division: | | |
| Max Student Hrs: | 3,290 | Capacity * 70 Hrs/Wk | Room Use: | 110 | Classroom |
| Use Factor: | 53 | Hrs/Week | Size: | 1,310 | Sq. Feet |
| Occ Factor: | 31 | Students/Hr | TOP Code: | 009900 | |
| State Benchmark: | 1,661 | Student Hours/Wk | TOP Title: | General Assignment | |

Number of Students by Time and Day

| Time | Mon | Tues | Wed | Thur | Fri | Sat | Week |
|-------------------------------|------|------|------|------|-----|-----|-------|
| 0700 | 0 | 0 | 0 | 0 | 0 | 0 | 0 |
| 0730 | 0 | 51 | 0 | 51 | 0 | 0 | 102 |
| 0800 | 0 | 51 | 0 | 51 | 0 | 0 | 102 |
| 0830 | 37 | 51 | 37 | 51 | 0 | 0 | 176 |
| 0900 | 37 | 51 | 37 | 51 | 0 | 0 | 176 |
| 0930 | 37 | 51 | 37 | 51 | 0 | 0 | 176 |
| 1000 | 37 | 51 | 37 | 51 | 0 | 0 | 176 |
| 1030 | 37 | 40 | 37 | 40 | 0 | 0 | 154 |
| 1100 | 37 | 40 | 37 | 40 | 0 | 0 | 154 |
| 1130 | 46 | 40 | 46 | 40 | 46 | 0 | 218 |
| 1200 | 46 | 40 | 46 | 40 | 46 | 0 | 218 |
| 1230 | 0 | 40 | 0 | 40 | 0 | 0 | 80 |
| 1300 | 0 | 0 | 0 | 0 | 0 | 0 | 0 |
| 1330 | 0 | 0 | 0 | 0 | 0 | 0 | 0 |
| 1400 | 26 | 0 | 26 | 0 | 0 | 0 | 52 |
| 1430 | 26 | 0 | 26 | 0 | 0 | 0 | 52 |
| 1500 | 26 | 0 | 26 | 0 | 0 | 0 | 52 |
| 1530 | 26 | 0 | 26 | 0 | 0 | 0 | 52 |
| 1600 | 26 | 24 | 26 | 0 | 0 | 0 | 76 |
| 1630 | 26 | 24 | 26 | 0 | 0 | 0 | 76 |
| 1700 | 0 | 24 | 0 | 0 | 0 | 0 | 24 |
| 1730 | 0 | 24 | 0 | 0 | 0 | 0 | 24 |
| 1800 | 0 | 24 | 0 | 0 | 0 | 0 | 24 |
| 1830 | 0 | 24 | 0 | 0 | 0 | 0 | 24 |
| 1900 | 32 | 30 | 32 | 30 | 0 | 0 | 124 |
| 1930 | 32 | 30 | 32 | 30 | 0 | 0 | 124 |
| 2000 | 32 | 30 | 32 | 30 | 0 | 0 | 124 |
| 2030 | 32 | 30 | 32 | 30 | 0 | 0 | 124 |
| 2100 | 32 | 30 | 32 | 30 | 0 | 0 | 124 |
| 2130 | 32 | 30 | 32 | 30 | 0 | 0 | 124 |
| Total Student Seat 1/2 Hours: | 662 | 830 | 662 | 686 | 92 | 0 | 2,932 |
| Total Student Seat Hours: | 331 | 415 | 331 | 343 | 46 | 0 | 1,466 |
| % Max Student Hrs: | 50% | 63% | 50% | 52% | 7% | 0% | 45% |
| % State Benchmark: | 100% | 125% | 100% | 103% | 14% | 0% | 88% |

| CRN | Course | Enroll | Dates | Days | BTime | ETime | Instructor | Hrs | Type | |
|-------|----------|--------|-------|------|-------|-------|------------|-----------------------|------|----|
| 31185 | BUS V01B | 51 | 1/6 | 5/19 | T R | 0730 | 1020 | Carriger, James N. | 6 | WC |
| 31064 | BUS V01A | 37 | 1/6 | 5/19 | M W | 0830 | 1120 | Carriger, James N. | 6 | WC |
| 31397 | BUS V03 | 40 | 1/6 | 5/19 | T R | 1030 | 1245 | Carriger, James N. | 5 | WC |
| 32211 | BUS V33 | 46 | 1/6 | 5/19 | M W F | 1130 | 1220 | Spencer, James L. | 3 | WC |
| 31131 | BUS V01A | 26 | 1/6 | 5/19 | M W | 1400 | 1650 | Carriger, James N. | 6 | WC |
| 30362 | CD V61 | 24 | 1/6 | 5/19 | T | 1600 | 1850 | Berrington, Noreen A. | 3 | WC |
| 31161 | BUS V01A | 30 | 1/6 | 5/19 | T R | 1900 | 2150 | Bell, Roy M. | 6 | WC |
| 31206 | BUS V01B | 32 | 1/6 | 5/19 | M W | 1900 | 2150 | Bell, Roy M. | 6 | WC |

| | | | | |
|----------------------------|-----------|----------------------|--------------|------------------------------------|
| Utilization % Color Codes: | Red < 25% | Blue < 50% | Green < 90% | Gold >= 90% |
| Capacity: | 47 | Students (Banner) | Description: | Multidisciplinary Center East/West |
| Stations: | 47 | Students (Fusion) | Division: | |
| Max Student Hrs: | 3,290 | Capacity * 70 Hrs/Wk | Room Use: | 110 Classroom |
| Use Factor: | 53 | Hrs/Week | Size: | 1,310 Sq. Feet |
| Occ Factor: | 31 | Students/Hr | TOP Code: | 009900 |
| State Benchmark: | 1,661 | Student Hours/Wk | TOP Title: | General Assignment |

Number of Students by Time and Day

| Time | Mon | Tues | Wed | Thur | Fri | Sat | Week |
|-------------------------------|-----|------|-----|------|-----|-----|-------|
| 0700 | 0 | 0 | 0 | 0 | 0 | 0 | 0 |
| 0730 | 0 | 0 | 0 | 0 | 0 | 0 | 0 |
| 0800 | 0 | 0 | 0 | 0 | 0 | 0 | 0 |
| 0830 | 44 | 0 | 44 | 0 | 0 | 0 | 88 |
| 0900 | 44 | 47 | 44 | 47 | 0 | 0 | 182 |
| 0930 | 44 | 47 | 44 | 47 | 0 | 0 | 182 |
| 1000 | 0 | 47 | 0 | 47 | 0 | 0 | 94 |
| 1030 | 0 | 44 | 0 | 44 | 0 | 0 | 88 |
| 1100 | 0 | 44 | 0 | 44 | 0 | 0 | 88 |
| 1130 | 48 | 44 | 48 | 44 | 0 | 0 | 184 |
| 1200 | 48 | 0 | 48 | 0 | 0 | 0 | 96 |
| 1230 | 48 | 0 | 48 | 0 | 0 | 0 | 96 |
| 1300 | 48 | 0 | 48 | 0 | 0 | 0 | 96 |
| 1330 | 48 | 0 | 48 | 0 | 0 | 0 | 96 |
| 1400 | 0 | 0 | 0 | 0 | 0 | 0 | 0 |
| 1430 | 0 | 45 | 0 | 45 | 0 | 0 | 90 |
| 1500 | 0 | 45 | 0 | 45 | 0 | 0 | 90 |
| 1530 | 0 | 45 | 0 | 45 | 0 | 0 | 90 |
| 1600 | 0 | 45 | 0 | 45 | 0 | 0 | 90 |
| 1630 | 0 | 45 | 0 | 45 | 0 | 0 | 90 |
| 1700 | 0 | 35 | 0 | 0 | 0 | 0 | 35 |
| 1730 | 0 | 35 | 0 | 0 | 0 | 0 | 35 |
| 1800 | 0 | 35 | 0 | 0 | 0 | 0 | 35 |
| 1830 | 0 | 35 | 0 | 0 | 0 | 0 | 35 |
| 1900 | 35 | 35 | 0 | 0 | 0 | 0 | 70 |
| 1930 | 35 | 35 | 0 | 0 | 0 | 0 | 70 |
| 2000 | 35 | 35 | 0 | 0 | 0 | 0 | 70 |
| 2030 | 35 | 35 | 0 | 0 | 0 | 0 | 70 |
| 2100 | 35 | 0 | 0 | 0 | 0 | 0 | 35 |
| 2130 | 35 | 0 | 0 | 0 | 0 | 0 | 35 |
| Total Student Seat 1/2 Hours: | 582 | 778 | 372 | 498 | 0 | 0 | 2,230 |
| Total Student Seat Hours: | 291 | 389 | 186 | 249 | 0 | 0 | 1,115 |
| % Max Student Hrs: | 44% | 59% | 28% | 38% | 0% | 0% | 34% |
| % State Benchmark: | 88% | 117% | 56% | 75% | 0% | 0% | 67% |

| CRN | Course | Enroll | Dates | Days | BTime | ETime | Instructor | Hrs | Type |
|-------|---------|--------|------------|------|-------|-------|----------------------|-----|------|
| 70116 | BUS V30 | 44 | 8/19 12/18 | M W | 0830 | 0945 | Drake, Kenneth L. | 3 | WC |
| 70119 | BUS V30 | 47 | 8/19 12/18 | T R | 0900 | 1015 | Drake, Kenneth L. | 3 | WC |
| 70299 | HED V87 | 44 | 8/19 12/18 | T R | 1030 | 1145 | Bailey, Michele L. | 3 | WC |
| 70104 | BUS V03 | 48 | 8/19 12/18 | M W | 1130 | 1345 | Carriger, James N. | 5 | WC |
| 70636 | BUS V03 | 45 | 8/19 12/18 | T R | 1430 | 1645 | Greene, Patricia | 5 | WC |
| 71333 | CD V01 | 35 | 8/20 9/10 | T | 1700 | 2050 | Douglas, Robin L. | 4 | PA |
| 71054 | SUP V94 | 3 | 8/19 12/18 | M | 1900 | 2150 | Fallett, Franceen F. | 3 | WC |
| 70682 | BUS V31 | 32 | 8/19 12/18 | M | 1900 | 2150 | Fallett, Franceen F. | 3 | WC |

| | | | | |
|----------------------------|-----------|----------------------|--------------|------------------------------------|
| Utilization % Color Codes: | Red < 25% | Blue < 50% | Green < 90% | Gold >= 90% |
| Capacity: | 47 | Students (Banner) | Description: | Multidisciplinary Center East/West |
| Stations: | 47 | Students (Fusion) | Division: | |
| Max Student Hrs: | 3,290 | Capacity * 70 Hrs/Wk | Room Use: | 110 Classroom |
| Use Factor: | 53 | Hrs/Week | Size: | 1,310 Sq. Feet |
| Occ Factor: | 31 | Students/Hr | TOP Code: | 009900 |
| State Benchmark: | 1,661 | Student Hours/Wk | TOP Title: | General Assignment |

Number of Students by Time and Day

| Time | Mon | Tues | Wed | Thur | Fri | Sat | Week |
|-------------------------------|-----|------|-----|------|-----|-----|-------|
| 0700 | 0 | 0 | 0 | 0 | 0 | 0 | 0 |
| 0730 | 0 | 0 | 0 | 0 | 0 | 0 | 0 |
| 0800 | 0 | 0 | 0 | 0 | 0 | 0 | 0 |
| 0830 | 43 | 43 | 43 | 43 | 0 | 0 | 172 |
| 0900 | 43 | 43 | 43 | 43 | 0 | 0 | 172 |
| 0930 | 43 | 43 | 43 | 43 | 0 | 0 | 172 |
| 1000 | 43 | 43 | 43 | 43 | 0 | 0 | 172 |
| 1030 | 43 | 43 | 43 | 43 | 0 | 0 | 172 |
| 1100 | 43 | 43 | 43 | 43 | 0 | 0 | 172 |
| 1130 | 43 | 43 | 43 | 43 | 0 | 0 | 172 |
| 1200 | 0 | 0 | 0 | 0 | 0 | 0 | 0 |
| 1230 | 0 | 0 | 0 | 0 | 0 | 0 | 0 |
| 1300 | 0 | 0 | 0 | 0 | 0 | 0 | 0 |
| 1330 | 0 | 0 | 0 | 0 | 0 | 0 | 0 |
| 1400 | 0 | 0 | 0 | 0 | 0 | 0 | 0 |
| 1430 | 0 | 0 | 0 | 0 | 0 | 0 | 0 |
| 1500 | 0 | 0 | 0 | 0 | 0 | 0 | 0 |
| 1530 | 0 | 0 | 0 | 0 | 0 | 0 | 0 |
| 1600 | 0 | 0 | 0 | 0 | 0 | 0 | 0 |
| 1630 | 0 | 0 | 0 | 0 | 0 | 0 | 0 |
| 1700 | 0 | 0 | 0 | 0 | 0 | 0 | 0 |
| 1730 | 0 | 0 | 0 | 0 | 0 | 0 | 0 |
| 1800 | 40 | 0 | 40 | 0 | 0 | 0 | 80 |
| 1830 | 40 | 0 | 40 | 0 | 0 | 0 | 80 |
| 1900 | 40 | 0 | 40 | 0 | 0 | 0 | 80 |
| 1930 | 40 | 0 | 40 | 0 | 0 | 0 | 80 |
| 2000 | 40 | 0 | 40 | 0 | 0 | 0 | 80 |
| 2030 | 40 | 0 | 40 | 0 | 0 | 0 | 80 |
| 2100 | 40 | 0 | 40 | 0 | 0 | 0 | 80 |
| 2130 | 40 | 0 | 40 | 0 | 0 | 0 | 80 |
| Total Student Seat 1/2 Hours: | 621 | 301 | 621 | 301 | 0 | 0 | 1,844 |
| Total Student Seat Hours: | 311 | 151 | 311 | 151 | 0 | 0 | 922 |
| % Max Student Hrs: | 47% | 23% | 47% | 23% | 0% | 0% | 28% |
| % State Benchmark: | 93% | 45% | 93% | 45% | 0% | 0% | 56% |

| CRN | Course | Enroll | Dates | Days | BTime | ETime | Instructor | Hrs | Type | |
|-------|---------|--------|-------|------|-------|-------|------------|-----------------|------|----|
| 50581 | BUS V03 | 43 | 6/17 | 7/29 | MTWR | 0830 | 1145 | Bell, Roy M. | 14 | DC |
| 50023 | SL V10A | 40 | 6/17 | 7/24 | M W | 1800 | 2150 | Sladek, Dave A. | 8 | DC |

| | | | | |
|----------------------------|-----------|----------------------|--------------|------------------------------------|
| Utilization % Color Codes: | Red < 25% | Blue < 50% | Green < 90% | Gold >= 90% |
| Capacity: | 72 | Students (Banner) | Description: | Multidisciplinary Center East/West |
| Stations: | 72 | Students (Fusion) | Division: | |
| Max Student Hrs: | 5,040 | Capacity * 70 Hrs/Wk | Room Use: | 110 Classroom |
| Use Factor: | 53 | Hrs/Week | Size: | 1,251 Sq. Feet |
| Occ Factor: | 48 | Students/Hr | TOP Code: | 009900 |
| State Benchmark: | 2,544 | Student Hours/Wk | TOP Title: | General Assignment |

Number of Students by Time and Day

| Time | Mon | Tues | Wed | Thur | Fri | Sat | Week |
|-------------------------------|-------|------|-----|------|-----|-----|-------|
| 0700 | 0 | 0 | 0 | 0 | 0 | 0 | 0 |
| 0730 | 0 | 0 | 0 | 0 | 0 | 0 | 0 |
| 0800 | 0 | 0 | 0 | 0 | 0 | 0 | 0 |
| 0830 | 69 | 0 | 69 | 0 | 0 | 0 | 138 |
| 0900 | 69 | 50 | 69 | 50 | 0 | 0 | 238 |
| 0930 | 69 | 50 | 69 | 50 | 0 | 0 | 238 |
| 1000 | 0 | 50 | 0 | 50 | 0 | 0 | 100 |
| 1030 | 60 | 71 | 60 | 71 | 0 | 0 | 262 |
| 1100 | 60 | 71 | 60 | 71 | 0 | 0 | 262 |
| 1130 | 60 | 71 | 60 | 71 | 0 | 0 | 262 |
| 1200 | 59 | 53 | 59 | 53 | 0 | 0 | 224 |
| 1230 | 59 | 53 | 59 | 53 | 0 | 0 | 224 |
| 1300 | 59 | 53 | 59 | 53 | 0 | 0 | 224 |
| 1330 | 45 | 41 | 45 | 41 | 0 | 0 | 172 |
| 1400 | 45 | 41 | 45 | 41 | 0 | 0 | 172 |
| 1430 | 45 | 41 | 45 | 41 | 0 | 0 | 172 |
| 1500 | 45 | 41 | 45 | 41 | 0 | 0 | 172 |
| 1530 | 0 | 0 | 0 | 0 | 0 | 0 | 0 |
| 1600 | 0 | 0 | 0 | 0 | 0 | 0 | 0 |
| 1630 | 0 | 0 | 0 | 0 | 0 | 0 | 0 |
| 1700 | 0 | 0 | 0 | 0 | 0 | 0 | 0 |
| 1730 | 0 | 0 | 0 | 0 | 0 | 0 | 0 |
| 1800 | 0 | 0 | 0 | 52 | 0 | 0 | 52 |
| 1830 | 0 | 0 | 0 | 52 | 0 | 0 | 52 |
| 1900 | 69 | 50 | 0 | 52 | 0 | 0 | 171 |
| 1930 | 69 | 50 | 0 | 52 | 0 | 0 | 171 |
| 2000 | 69 | 50 | 0 | 52 | 0 | 0 | 171 |
| 2030 | 69 | 50 | 0 | 52 | 0 | 0 | 171 |
| 2100 | 69 | 50 | 0 | 0 | 0 | 0 | 119 |
| 2130 | 69 | 50 | 0 | 0 | 0 | 0 | 119 |
| Total Student Seat 1/2 Hours: | 1,158 | 986 | 744 | 998 | 0 | 0 | 3,886 |
| Total Student Seat Hours: | 579 | 493 | 372 | 499 | 0 | 0 | 1,943 |
| % Max Student Hrs: | 57% | 49% | 37% | 50% | 0% | 0% | 39% |
| % State Benchmark: | 114% | 97% | 73% | 98% | 0% | 0% | 76% |

| CRN | Course | Enroll | Dates | Days | BTime | ETime | Instructor | Hrs | Type | |
|-------|-----------|--------|-------|------|-------|-------|------------|-------------------------|------|----|
| 31564 | PSY V29 | 69 | 1/6 | 5/19 | M W | 0830 | 0945 | Pauley, Mark A. | 3 | WC |
| 32774 | PSY V03 | 50 | 1/6 | 5/19 | T R | 0900 | 1015 | Balcerzak, Judith G. | 3 | WC |
| 33366 | PSY V07 | 71 | 1/6 | 5/19 | T R | 1030 | 1145 | Cushner, Michael J. | 3 | WC |
| 31334 | ENGL V01A | 30 | 1/6 | 5/19 | M W | 1030 | 1145 | Martinsen, Eric L. | 3 | IU |
| 30399 | POLS V03 | 30 | 1/6 | 5/19 | M W | 1030 | 1145 | Porter, Robert M. | 3 | WC |
| 30560 | HIST V07B | 53 | 1/6 | 5/19 | T R | 1200 | 1315 | Tracy, Raymond D. | 3 | WC |
| 31367 | ENGL V01A | 30 | 1/6 | 5/19 | M W | 1200 | 1315 | Martinsen, Eric L. | 3 | IU |
| 30397 | POLS V03 | 29 | 1/6 | 5/19 | M W | 1200 | 1315 | Porter, Robert M. | 3 | WC |
| 32034 | PSY V04 | 41 | 1/6 | 5/19 | T R | 1330 | 1520 | Pugh, Robert D. | 4 | WC |
| 33361 | PSY V04 | 45 | 1/6 | 5/19 | M W | 1330 | 1520 | Pugh, Robert D. | 4 | WC |
| 31990 | POLS V01 | 52 | 1/6 | 5/19 | R | 1800 | 2050 | Gonzalez, Daniel R. | 3 | WC |
| 30889 | PHIL V04 | 50 | 1/6 | 5/19 | T | 1900 | 2150 | Horrock, Christopher N. | 3 | WC |
| 31475 | PSY V01 | 69 | 1/6 | 5/19 | M | 1900 | 2150 | Rivere, Edelwina | 3 | WC |

| | | | | |
|----------------------------|-----------|----------------------|--------------|------------------------------------|
| Utilization % Color Codes: | Red < 25% | Blue < 50% | Green < 90% | Gold >= 90% |
| Capacity: | 72 | Students (Banner) | Description: | Multidisciplinary Center East/West |
| Stations: | 72 | Students (Fusion) | Division: | |
| Max Student Hrs: | 5,040 | Capacity * 70 Hrs/Wk | Room Use: | 110 Classroom |
| Use Factor: | 53 | Hrs/Week | Size: | 1,251 Sq. Feet |
| Occ Factor: | 48 | Students/Hr | TOP Code: | 009900 |
| State Benchmark: | 2,544 | Student Hours/Wk | TOP Title: | General Assignment |

Number of Students by Time and Day

| Time | Mon | Tues | Wed | Thur | Fri | Sat | Week |
|-------------------------------|-----|------|-----|------|-----|-----|-------|
| 0700 | 0 | 0 | 0 | 0 | 0 | 0 | 0 |
| 0730 | 0 | 0 | 0 | 0 | 0 | 0 | 0 |
| 0800 | 0 | 0 | 0 | 0 | 0 | 0 | 0 |
| 0830 | 71 | 0 | 71 | 0 | 0 | 0 | 142 |
| 0900 | 71 | 57 | 71 | 57 | 0 | 0 | 256 |
| 0930 | 71 | 57 | 71 | 57 | 0 | 0 | 256 |
| 1000 | 0 | 57 | 0 | 57 | 0 | 0 | 114 |
| 1030 | 57 | 51 | 57 | 51 | 0 | 0 | 216 |
| 1100 | 57 | 51 | 57 | 51 | 0 | 0 | 216 |
| 1130 | 57 | 51 | 57 | 51 | 0 | 0 | 216 |
| 1200 | 0 | 0 | 0 | 0 | 0 | 0 | 0 |
| 1230 | 44 | 51 | 44 | 51 | 0 | 0 | 190 |
| 1300 | 44 | 51 | 44 | 51 | 0 | 0 | 190 |
| 1330 | 44 | 51 | 44 | 51 | 0 | 0 | 190 |
| 1400 | 0 | 51 | 0 | 51 | 0 | 0 | 102 |
| 1430 | 0 | 0 | 0 | 0 | 0 | 0 | 0 |
| 1500 | 21 | 0 | 21 | 0 | 0 | 0 | 42 |
| 1530 | 21 | 0 | 21 | 0 | 0 | 0 | 42 |
| 1600 | 21 | 0 | 21 | 0 | 0 | 0 | 42 |
| 1630 | 21 | 0 | 21 | 0 | 0 | 0 | 42 |
| 1700 | 0 | 0 | 0 | 0 | 0 | 0 | 0 |
| 1730 | 0 | 0 | 0 | 0 | 0 | 0 | 0 |
| 1800 | 0 | 0 | 0 | 0 | 0 | 0 | 0 |
| 1830 | 0 | 0 | 0 | 0 | 0 | 0 | 0 |
| 1900 | 44 | 0 | 0 | 49 | 0 | 0 | 93 |
| 1930 | 44 | 0 | 0 | 49 | 0 | 0 | 93 |
| 2000 | 44 | 0 | 0 | 49 | 0 | 0 | 93 |
| 2030 | 44 | 0 | 0 | 49 | 0 | 0 | 93 |
| 2100 | 44 | 0 | 0 | 49 | 0 | 0 | 93 |
| 2130 | 44 | 0 | 0 | 49 | 0 | 0 | 93 |
| Total Student Seat 1/2 Hours: | 864 | 528 | 600 | 822 | 0 | 0 | 2,814 |
| Total Student Seat Hours: | 432 | 264 | 300 | 411 | 0 | 0 | 1,407 |
| % Max Student Hrs: | 43% | 26% | 30% | 41% | 0% | 0% | 28% |
| % State Benchmark: | 85% | 52% | 59% | 81% | 0% | 0% | 55% |

| CRN | Course | Enroll | Dates | Days | BTime | ETime | Instructor | Hrs | Type |
|-------|----------|--------|------------|------|-------|-------|-----------------------|-----|------|
| 70916 | PSY V15 | 71 | 8/19 12/18 | M W | 0830 | 0945 | Pauley, Mark A. | 3 | WC |
| 76813 | PHIL V01 | 57 | 8/19 12/18 | T R | 0900 | 1015 | Mules, Ronald N. | 3 | WC |
| 71471 | PSY V07 | 51 | 8/19 12/18 | T R | 1030 | 1145 | Williams, Oliver B. | 3 | WC |
| 74237 | PSY V03 | 57 | 8/19 12/18 | M W | 1030 | 1145 | Pauley, Mark A. | 3 | WC |
| 71715 | PSY V04 | 51 | 8/19 12/18 | T R | 1230 | 1420 | Herring, Fred | 4 | WC |
| 71584 | PHIL V02 | 44 | 8/19 12/18 | M W | 1230 | 1345 | Sanders, Russell M. | 3 | WC |
| 71444 | PSY V04 | 21 | 8/19 12/18 | M W | 1500 | 1650 | Williams, Oliver B. | 4 | WC |
| 70276 | PSY V03 | 49 | 8/19 12/18 | R | 1900 | 2150 | Pugh, Robert D. | 3 | WC |
| 70873 | SOC V07 | 44 | 8/19 12/18 | M | 1900 | 2150 | Corrette, Nicholas S. | 3 | WC |

| | | | | |
|----------------------------|-----------|----------------------|--------------|------------------------------------|
| Utilization % Color Codes: | Red < 25% | Blue < 50% | Green < 90% | Gold >= 90% |
| Capacity: | 72 | Students (Banner) | Description: | Multidisciplinary Center East/West |
| Stations: | 72 | Students (Fusion) | Division: | |
| Max Student Hrs: | 5,040 | Capacity * 70 Hrs/Wk | Room Use: | 110 Classroom |
| Use Factor: | 53 | Hrs/Week | Size: | 1,251 Sq. Feet |
| Occ Factor: | 48 | Students/Hr | TOP Code: | 009900 |
| State Benchmark: | 2,544 | Student Hours/Wk | TOP Title: | General Assignment |

Number of Students by Time and Day

| Time | Mon | Tues | Wed | Thur | Fri | Sat | Week |
|-------------------------------|-----|------|-----|------|-----|-----|-------|
| 0700 | 0 | 0 | 0 | 0 | 0 | 0 | 0 |
| 0730 | 0 | 0 | 0 | 0 | 0 | 0 | 0 |
| 0800 | 49 | 49 | 49 | 49 | 0 | 0 | 196 |
| 0830 | 49 | 49 | 49 | 49 | 0 | 0 | 196 |
| 0900 | 49 | 49 | 49 | 49 | 0 | 0 | 196 |
| 0930 | 49 | 49 | 49 | 49 | 0 | 0 | 196 |
| 1000 | 61 | 61 | 61 | 61 | 0 | 0 | 244 |
| 1030 | 61 | 61 | 61 | 61 | 0 | 0 | 244 |
| 1100 | 61 | 61 | 61 | 61 | 0 | 0 | 244 |
| 1130 | 61 | 61 | 61 | 61 | 0 | 0 | 244 |
| 1200 | 0 | 0 | 0 | 0 | 0 | 0 | 0 |
| 1230 | 0 | 0 | 0 | 0 | 0 | 0 | 0 |
| 1300 | 0 | 0 | 0 | 0 | 0 | 0 | 0 |
| 1330 | 0 | 0 | 0 | 0 | 0 | 0 | 0 |
| 1400 | 0 | 0 | 0 | 0 | 0 | 0 | 0 |
| 1430 | 0 | 0 | 0 | 0 | 0 | 0 | 0 |
| 1500 | 0 | 0 | 0 | 0 | 0 | 0 | 0 |
| 1530 | 0 | 0 | 0 | 0 | 0 | 0 | 0 |
| 1600 | 0 | 0 | 0 | 0 | 0 | 0 | 0 |
| 1630 | 0 | 0 | 0 | 0 | 0 | 0 | 0 |
| 1700 | 0 | 0 | 0 | 0 | 0 | 0 | 0 |
| 1730 | 0 | 0 | 0 | 0 | 0 | 0 | 0 |
| 1800 | 0 | 0 | 0 | 0 | 0 | 0 | 0 |
| 1830 | 0 | 0 | 0 | 0 | 0 | 0 | 0 |
| 1900 | 0 | 0 | 0 | 0 | 0 | 0 | 0 |
| 1930 | 0 | 0 | 0 | 0 | 0 | 0 | 0 |
| 2000 | 0 | 0 | 0 | 0 | 0 | 0 | 0 |
| 2030 | 0 | 0 | 0 | 0 | 0 | 0 | 0 |
| 2100 | 0 | 0 | 0 | 0 | 0 | 0 | 0 |
| 2130 | 0 | 0 | 0 | 0 | 0 | 0 | 0 |
| Total Student Seat 1/2 Hours: | 440 | 440 | 440 | 440 | 0 | 0 | 1,760 |
| Total Student Seat Hours: | 220 | 220 | 220 | 220 | 0 | 0 | 880 |
| % Max Student Hrs: | 22% | 22% | 22% | 22% | 0% | 0% | 17% |
| % State Benchmark: | 43% | 43% | 43% | 43% | 0% | 0% | 35% |

| CRN | Course | Enroll | Dates | Days | BTime | ETime | Instructor | Hrs | Type |
|-------|-----------|--------|-----------|------|-------|-------|-------------------------|-----|------|
| 50280 | ECON V01A | 49 | 6/17 7/29 | MTWR | 0800 | 0950 | Cheline, Richard J. | 8 | DC |
| 50501 | PHIL V01 | 61 | 6/17 7/29 | MTWR | 1000 | 1150 | Horrock, Christopher N. | 8 | DC |

Utilization % Color Codes:

| | | | |
|-----------|------------|-------------|-------------|
| Red < 25% | Blue < 50% | Green < 90% | Gold >= 90% |
|-----------|------------|-------------|-------------|

| | | | | | |
|------------------|-------|----------------------|--------------|------------------------------------|-----------|
| Capacity: | 27 | Students (Banner) | Description: | Multidisciplinary Center East/West | |
| Stations: | 27 | Students (Fusion) | Division: | | |
| Max Student Hrs: | 1,890 | Capacity * 70 Hrs/Wk | Room Use: | 110 | Classroom |
| Use Factor: | 53 | Hrs/Week | Size: | 680 | Sq. Feet |
| Occ Factor: | 18 | Students/Hr | TOP Code: | 009900 | |
| State Benchmark: | 954 | Student Hours/Wk | TOP Title: | General Assignment | |

Number of Students by Time and Day

| Time | Mon | Tues | Wed | Thur | Fri | Sat | Week |
|-------------------------------|-----|------|-----|------|-----|-----|------|
| 0700 | 0 | 0 | 0 | 0 | 0 | 0 | 0 |
| 0730 | 0 | 0 | 0 | 0 | 0 | 0 | 0 |
| 0800 | 0 | 0 | 0 | 0 | 0 | 0 | 0 |
| 0830 | 21 | 14 | 21 | 14 | 0 | 0 | 70 |
| 0900 | 21 | 14 | 21 | 14 | 0 | 0 | 70 |
| 0930 | 21 | 14 | 21 | 14 | 0 | 0 | 70 |
| 1000 | 21 | 14 | 21 | 14 | 0 | 0 | 70 |
| 1030 | 0 | 0 | 0 | 0 | 0 | 0 | 0 |
| 1100 | 0 | 0 | 0 | 0 | 0 | 0 | 0 |
| 1130 | 0 | 0 | 0 | 0 | 0 | 0 | 0 |
| 1200 | 0 | 0 | 0 | 0 | 0 | 0 | 0 |
| 1230 | 0 | 0 | 0 | 0 | 0 | 0 | 0 |
| 1300 | 0 | 0 | 0 | 0 | 0 | 0 | 0 |
| 1330 | 0 | 0 | 0 | 0 | 0 | 0 | 0 |
| 1400 | 0 | 0 | 0 | 0 | 0 | 0 | 0 |
| 1430 | 0 | 0 | 0 | 0 | 0 | 0 | 0 |
| 1500 | 0 | 0 | 0 | 0 | 0 | 0 | 0 |
| 1530 | 0 | 0 | 0 | 0 | 0 | 0 | 0 |
| 1600 | 0 | 0 | 0 | 0 | 0 | 0 | 0 |
| 1630 | 0 | 0 | 0 | 0 | 0 | 0 | 0 |
| 1700 | 0 | 0 | 0 | 0 | 0 | 0 | 0 |
| 1730 | 0 | 0 | 0 | 0 | 0 | 0 | 0 |
| 1800 | 0 | 0 | 0 | 0 | 0 | 0 | 0 |
| 1830 | 0 | 0 | 0 | 0 | 0 | 0 | 0 |
| 1900 | 0 | 0 | 0 | 0 | 0 | 0 | 0 |
| 1930 | 0 | 0 | 0 | 0 | 0 | 0 | 0 |
| 2000 | 0 | 0 | 0 | 0 | 0 | 0 | 0 |
| 2030 | 0 | 0 | 0 | 0 | 0 | 0 | 0 |
| 2100 | 0 | 0 | 0 | 0 | 0 | 0 | 0 |
| 2130 | 0 | 0 | 0 | 0 | 0 | 0 | 0 |
| Total Student Seat 1/2 Hours: | 84 | 56 | 84 | 56 | 0 | 0 | 280 |
| Total Student Seat Hours: | 42 | 28 | 42 | 28 | 0 | 0 | 140 |
| % Max Student Hrs: | 11% | 7% | 11% | 7% | 0% | 0% | 7% |
| % State Benchmark: | 22% | 15% | 22% | 15% | 0% | 0% | 15% |

| CRN | Course | Enroll | Dates | Days | BTime | ETime | Instructor | Hrs | Type |
|-------|---------|--------|------------|------|-------|-------|------------|-----|------|
| 71226 | ESL V42 | 14 | 8/19 12/18 | T R | 0830 | 1020 | Loe, Geri | 4 | WC |
| 71421 | ESL V32 | 21 | 8/19 12/18 | M W | 0830 | 1020 | Loe, Geri | 4 | WC |

| | | | | |
|----------------------------|-----------|----------------------|--------------|------------------------------------|
| Utilization % Color Codes: | Red < 25% | Blue < 50% | Green < 90% | Gold >= 90% |
| Capacity: | 31 | Students (Banner) | Description: | Multidisciplinary Center East/West |
| Stations: | 31 | Students (Fusion) | Division: | |
| Max Student Hrs: | 2,170 | Capacity * 70 Hrs/Wk | Room Use: | 110 Classroom |
| Use Factor: | 53 | Hrs/Week | Size: | 546 Sq. Feet |
| Occ Factor: | 21 | Students/Hr | TOP Code: | 009900 |
| State Benchmark: | 1,095 | Student Hours/Wk | TOP Title: | General Assignment |

Number of Students by Time and Day

| Time | Mon | Tues | Wed | Thur | Fri | Sat | Week |
|-------------------------------|-----|------|-----|------|-----|-----|------|
| 0700 | 0 | 0 | 0 | 0 | 0 | 0 | 0 |
| 0730 | 0 | 0 | 0 | 0 | 0 | 0 | 0 |
| 0800 | 0 | 0 | 0 | 0 | 0 | 0 | 0 |
| 0830 | 0 | 0 | 0 | 0 | 0 | 0 | 0 |
| 0900 | 0 | 22 | 0 | 22 | 0 | 0 | 44 |
| 0930 | 18 | 22 | 18 | 22 | 18 | 0 | 98 |
| 1000 | 18 | 22 | 18 | 22 | 18 | 0 | 98 |
| 1030 | 19 | 27 | 19 | 27 | 19 | 0 | 111 |
| 1100 | 19 | 27 | 19 | 27 | 19 | 0 | 111 |
| 1130 | 29 | 27 | 29 | 27 | 29 | 0 | 141 |
| 1200 | 29 | 0 | 29 | 0 | 29 | 0 | 87 |
| 1230 | 0 | 0 | 0 | 0 | 0 | 0 | 0 |
| 1300 | 0 | 0 | 0 | 0 | 0 | 0 | 0 |
| 1330 | 0 | 0 | 0 | 0 | 0 | 0 | 0 |
| 1400 | 0 | 0 | 0 | 0 | 0 | 0 | 0 |
| 1430 | 0 | 0 | 0 | 0 | 0 | 0 | 0 |
| 1500 | 0 | 0 | 0 | 0 | 0 | 0 | 0 |
| 1530 | 0 | 0 | 0 | 0 | 0 | 0 | 0 |
| 1600 | 0 | 0 | 0 | 0 | 0 | 0 | 0 |
| 1630 | 0 | 0 | 0 | 0 | 0 | 0 | 0 |
| 1700 | 0 | 0 | 0 | 0 | 0 | 0 | 0 |
| 1730 | 0 | 0 | 0 | 0 | 0 | 0 | 0 |
| 1800 | 0 | 0 | 0 | 0 | 0 | 0 | 0 |
| 1830 | 0 | 0 | 0 | 0 | 0 | 0 | 0 |
| 1900 | 0 | 0 | 0 | 0 | 0 | 0 | 0 |
| 1930 | 0 | 0 | 0 | 0 | 0 | 0 | 0 |
| 2000 | 0 | 0 | 0 | 0 | 0 | 0 | 0 |
| 2030 | 0 | 0 | 0 | 0 | 0 | 0 | 0 |
| 2100 | 0 | 0 | 0 | 0 | 0 | 0 | 0 |
| 2130 | 0 | 0 | 0 | 0 | 0 | 0 | 0 |
| Total Student Seat 1/2 Hours: | 132 | 147 | 132 | 147 | 132 | 0 | 690 |
| Total Student Seat Hours: | 66 | 74 | 66 | 74 | 66 | 0 | 345 |
| % Max Student Hrs: | 15% | 17% | 15% | 17% | 15% | 0% | 16% |
| % State Benchmark: | 30% | 34% | 30% | 34% | 30% | 0% | 32% |

| CRN | Course | Enroll | Dates | Days | BTime | ETime | Instructor | Hrs | Type |
|-------|--------|--------|-------|------|-------|-------|------------|-------------------|------|
| 33740 | LS V25 | 22 | 1/6 | 5/19 | T R | 0900 | 1015 | Dalton, Thomas W. | 3 WC |
| 30637 | LS V25 | 18 | 1/6 | 5/19 | M W F | 0930 | 1020 | Dalton, Thomas W. | 3 WC |
| 33912 | LS V07 | 27 | 1/6 | 5/19 | T R | 1030 | 1145 | Dalton, Thomas W. | 3 WC |
| 39449 | LS V10 | 19 | 1/6 | 5/19 | M W F | 1030 | 1120 | Dalton, Thomas W. | 3 WC |
| 33913 | LS V07 | 29 | 1/6 | 5/19 | M W F | 1130 | 1220 | Dalton, Thomas W. | 3 WC |

Utilization % Color Codes:

| | | | |
|-----------|------------|-------------|-------------|
| Red < 25% | Blue < 50% | Green < 90% | Gold >= 90% |
|-----------|------------|-------------|-------------|

| | | | | | |
|------------------|-------|----------------------|--------------|------------------------------------|-----------|
| Capacity: | 31 | Students (Banner) | Description: | Multidisciplinary Center East/West | |
| Stations: | 31 | Students (Fusion) | Division: | | |
| Max Student Hrs: | 2,170 | Capacity * 70 Hrs/Wk | Room Use: | 110 | Classroom |
| Use Factor: | 53 | Hrs/Week | Size: | 546 | Sq. Feet |
| Occ Factor: | 21 | Students/Hr | TOP Code: | 009900 | |
| State Benchmark: | 1,095 | Student Hours/Wk | TOP Title: | General Assignment | |

Number of Students by Time and Day

| Time | Mon | Tues | Wed | Thur | Fri | Sat | Week |
|-------------------------------|-----|------|-----|------|-----|-----|------|
| 0700 | 0 | 0 | 0 | 0 | 0 | 0 | 0 |
| 0730 | 0 | 0 | 0 | 0 | 0 | 0 | 0 |
| 0800 | 0 | 0 | 0 | 0 | 0 | 0 | 0 |
| 0830 | 0 | 0 | 0 | 0 | 0 | 0 | 0 |
| 0900 | 0 | 30 | 0 | 30 | 0 | 0 | 60 |
| 0930 | 20 | 30 | 20 | 30 | 20 | 0 | 120 |
| 1000 | 20 | 30 | 20 | 30 | 20 | 0 | 120 |
| 1030 | 26 | 32 | 26 | 32 | 26 | 0 | 142 |
| 1100 | 26 | 32 | 26 | 32 | 26 | 0 | 142 |
| 1130 | 24 | 32 | 24 | 32 | 24 | 0 | 136 |
| 1200 | 24 | 0 | 24 | 0 | 24 | 0 | 72 |
| 1230 | 0 | 0 | 0 | 0 | 0 | 0 | 0 |
| 1300 | 0 | 0 | 0 | 0 | 0 | 0 | 0 |
| 1330 | 0 | 0 | 0 | 0 | 0 | 0 | 0 |
| 1400 | 0 | 0 | 0 | 0 | 0 | 0 | 0 |
| 1430 | 0 | 0 | 0 | 0 | 0 | 0 | 0 |
| 1500 | 0 | 0 | 0 | 0 | 0 | 0 | 0 |
| 1530 | 0 | 0 | 0 | 0 | 0 | 0 | 0 |
| 1600 | 0 | 0 | 0 | 0 | 0 | 0 | 0 |
| 1630 | 0 | 0 | 0 | 0 | 0 | 0 | 0 |
| 1700 | 0 | 0 | 0 | 0 | 0 | 0 | 0 |
| 1730 | 0 | 0 | 0 | 0 | 0 | 0 | 0 |
| 1800 | 0 | 0 | 0 | 0 | 0 | 0 | 0 |
| 1830 | 0 | 0 | 0 | 0 | 0 | 0 | 0 |
| 1900 | 0 | 0 | 0 | 0 | 0 | 0 | 0 |
| 1930 | 0 | 0 | 0 | 0 | 0 | 0 | 0 |
| 2000 | 0 | 0 | 0 | 0 | 0 | 0 | 0 |
| 2030 | 0 | 0 | 0 | 0 | 0 | 0 | 0 |
| 2100 | 0 | 0 | 0 | 0 | 0 | 0 | 0 |
| 2130 | 0 | 0 | 0 | 0 | 0 | 0 | 0 |
| Total Student Seat 1/2 Hours: | 140 | 186 | 140 | 186 | 140 | 0 | 792 |
| Total Student Seat Hours: | 70 | 93 | 70 | 93 | 70 | 0 | 396 |
| % Max Student Hrs: | 16% | 21% | 16% | 21% | 16% | 0% | 18% |
| % State Benchmark: | 32% | 42% | 32% | 42% | 32% | 0% | 36% |

| CRN | Course | Enroll | Dates | Days | BTime | ETime | Instructor | Hrs | Type |
|-------|---------|--------|------------|-------|-------|-------|-------------------|-----|------|
| 70930 | LS V25 | 30 | 8/19 12/18 | T R | 0900 | 1015 | Dalton, Thomas W. | 3 | WC |
| 79483 | EAC V01 | 20 | 8/19 12/18 | M W F | 0930 | 1020 | Dalton, Thomas W. | 3 | WC |
| 70924 | LS V07 | 32 | 8/19 12/18 | T R | 1030 | 1145 | Dalton, Thomas W. | 3 | WC |
| 70926 | LS V07 | 26 | 8/19 12/18 | M W F | 1030 | 1120 | Dalton, Thomas W. | 3 | WC |
| 72624 | LS V14 | 24 | 8/19 12/18 | M W F | 1130 | 1220 | Dalton, Thomas W. | 3 | WC |

| | | | | |
|----------------------------|-----------|----------------------|--------------|------------------------------------|
| Utilization % Color Codes: | Red < 25% | Blue < 50% | Green < 90% | Gold >= 90% |
| Capacity: | 31 | Students (Banner) | Description: | Multidisciplinary Center East/West |
| Stations: | 31 | Students (Fusion) | Division: | |
| Max Student Hrs: | 2,170 | Capacity * 70 Hrs/Wk | Room Use: | 110 Classroom |
| Use Factor: | 53 | Hrs/Week | Size: | 546 Sq. Feet |
| Occ Factor: | 21 | Students/Hr | TOP Code: | 009900 |
| State Benchmark: | 1,095 | Student Hours/Wk | TOP Title: | General Assignment |

Number of Students by Time and Day

| Time | Mon | Tues | Wed | Thur | Fri | Sat | Week |
|-------------------------------|-----|------|-----|------|-----|-----|------|
| 0700 | 0 | 0 | 0 | 0 | 0 | 0 | 0 |
| 0730 | 0 | 0 | 0 | 0 | 0 | 0 | 0 |
| 0800 | 16 | 16 | 16 | 16 | 0 | 0 | 64 |
| 0830 | 16 | 16 | 16 | 16 | 0 | 0 | 64 |
| 0900 | 16 | 16 | 16 | 16 | 0 | 0 | 64 |
| 0930 | 16 | 16 | 16 | 16 | 0 | 0 | 64 |
| 1000 | 16 | 16 | 16 | 16 | 0 | 0 | 64 |
| 1030 | 16 | 16 | 16 | 16 | 0 | 0 | 64 |
| 1100 | 16 | 16 | 16 | 16 | 0 | 0 | 64 |
| 1130 | 16 | 16 | 16 | 16 | 0 | 0 | 64 |
| 1200 | 0 | 0 | 0 | 0 | 0 | 0 | 0 |
| 1230 | 0 | 0 | 0 | 0 | 0 | 0 | 0 |
| 1300 | 0 | 0 | 0 | 0 | 0 | 0 | 0 |
| 1330 | 0 | 0 | 0 | 0 | 0 | 0 | 0 |
| 1400 | 0 | 0 | 0 | 0 | 0 | 0 | 0 |
| 1430 | 0 | 0 | 0 | 0 | 0 | 0 | 0 |
| 1500 | 0 | 0 | 0 | 0 | 0 | 0 | 0 |
| 1530 | 0 | 0 | 0 | 0 | 0 | 0 | 0 |
| 1600 | 0 | 0 | 0 | 0 | 0 | 0 | 0 |
| 1630 | 0 | 0 | 0 | 0 | 0 | 0 | 0 |
| 1700 | 0 | 0 | 0 | 0 | 0 | 0 | 0 |
| 1730 | 0 | 0 | 0 | 0 | 0 | 0 | 0 |
| 1800 | 0 | 0 | 0 | 0 | 0 | 0 | 0 |
| 1830 | 0 | 0 | 0 | 0 | 0 | 0 | 0 |
| 1900 | 0 | 0 | 0 | 0 | 0 | 0 | 0 |
| 1930 | 0 | 0 | 0 | 0 | 0 | 0 | 0 |
| 2000 | 0 | 0 | 0 | 0 | 0 | 0 | 0 |
| 2030 | 0 | 0 | 0 | 0 | 0 | 0 | 0 |
| 2100 | 0 | 0 | 0 | 0 | 0 | 0 | 0 |
| 2130 | 0 | 0 | 0 | 0 | 0 | 0 | 0 |
| Total Student Seat 1/2 Hours: | 128 | 128 | 128 | 128 | 0 | 0 | 512 |
| Total Student Seat Hours: | 64 | 64 | 64 | 64 | 0 | 0 | 256 |
| % Max Student Hrs: | 15% | 15% | 15% | 15% | 0% | 0% | 12% |
| % State Benchmark: | 29% | 29% | 29% | 29% | 0% | 0% | 23% |

| CRN | Course | Enroll | Dates | Days | BTime | ETime | Instructor | Hrs | Type |
|-------|--------|--------|-------|------|-------|-------|------------|-------------------|------|
| 50851 | LS V07 | 16 | 6/17 | 8/1 | MTWR | 0800 | 0950 | Dalton, Thomas W. | 8 DC |
| 51865 | LS V25 | 16 | 6/17 | 8/1 | MTWR | 1000 | 1150 | Dalton, Thomas W. | 8 DC |

Utilization % Color Codes:

| | | | |
|-----------|------------|-------------|-------------|
| Red < 25% | Blue < 50% | Green < 90% | Gold >= 90% |
|-----------|------------|-------------|-------------|

| | | | | | |
|------------------|-------|----------------------|--------------|------------------------------------|-----------|
| Capacity: | 57 | Students (Banner) | Description: | Multidisciplinary Center East/West | |
| Stations: | 57 | Students (Fusion) | Division: | | |
| Max Student Hrs: | 3,990 | Capacity * 70 Hrs/Wk | Room Use: | 110 | Classroom |
| Use Factor: | 53 | Hrs/Week | Size: | 943 | Sq. Feet |
| Occ Factor: | 38 | Students/Hr | TOP Code: | 009900 | |
| State Benchmark: | 2,014 | Student Hours/Wk | TOP Title: | General Assignment | |

Number of Students by Time and Day

| Time | Mon | Tues | Wed | Thur | Fri | Sat | Week |
|-------------------------------|------|------|------|------|-----|-----|-------|
| 0700 | 0 | 0 | 0 | 0 | 0 | 0 | 0 |
| 0730 | 0 | 0 | 0 | 0 | 0 | 0 | 0 |
| 0800 | 0 | 0 | 0 | 0 | 0 | 0 | 0 |
| 0830 | 0 | 0 | 0 | 0 | 0 | 0 | 0 |
| 0900 | 52 | 49 | 52 | 49 | 0 | 0 | 202 |
| 0930 | 52 | 49 | 52 | 49 | 0 | 0 | 202 |
| 1000 | 52 | 49 | 52 | 49 | 0 | 0 | 202 |
| 1030 | 33 | 47 | 33 | 47 | 29 | 0 | 189 |
| 1100 | 33 | 47 | 33 | 47 | 29 | 0 | 189 |
| 1130 | 33 | 47 | 33 | 47 | 29 | 0 | 189 |
| 1200 | 40 | 0 | 40 | 0 | 29 | 0 | 109 |
| 1230 | 40 | 32 | 40 | 32 | 0 | 0 | 144 |
| 1300 | 40 | 32 | 40 | 32 | 0 | 0 | 144 |
| 1330 | 34 | 32 | 34 | 32 | 0 | 0 | 132 |
| 1400 | 34 | 0 | 34 | 0 | 0 | 0 | 68 |
| 1430 | 34 | 0 | 34 | 0 | 0 | 0 | 68 |
| 1500 | 0 | 0 | 0 | 0 | 0 | 0 | 0 |
| 1530 | 0 | 0 | 0 | 0 | 0 | 0 | 0 |
| 1600 | 30 | 26 | 30 | 26 | 0 | 0 | 112 |
| 1630 | 30 | 26 | 30 | 26 | 0 | 0 | 112 |
| 1700 | 30 | 26 | 30 | 26 | 0 | 0 | 112 |
| 1730 | 30 | 26 | 30 | 26 | 0 | 0 | 112 |
| 1800 | 30 | 26 | 30 | 26 | 0 | 0 | 112 |
| 1830 | 0 | 0 | 0 | 0 | 0 | 0 | 0 |
| 1900 | 35 | 26 | 48 | 26 | 0 | 0 | 135 |
| 1930 | 35 | 26 | 48 | 26 | 0 | 0 | 135 |
| 2000 | 35 | 26 | 48 | 26 | 0 | 0 | 135 |
| 2030 | 35 | 26 | 48 | 26 | 0 | 0 | 135 |
| 2100 | 35 | 26 | 48 | 26 | 0 | 0 | 135 |
| 2130 | 35 | 0 | 48 | 0 | 0 | 0 | 83 |
| Total Student Seat 1/2 Hours: | 837 | 644 | 915 | 644 | 116 | 0 | 3,156 |
| Total Student Seat Hours: | 419 | 322 | 458 | 322 | 58 | 0 | 1,578 |
| % Max Student Hrs: | 52% | 40% | 57% | 40% | 7% | 0% | 40% |
| % State Benchmark: | 104% | 80% | 114% | 80% | 14% | 0% | 78% |

| CRN | Course | Enroll | Dates | Days | BTime | ETime | Instructor | Hrs | Type | |
|-------|-----------|--------|-------|------|-------|-------|------------|-------------------------|------|----|
| 31124 | HIST V01A | 49 | 1/6 | 5/19 | T R | 0900 | 1015 | Hughes, Kevin A. | 3 | WC |
| 30155 | HED V70 | 52 | 1/6 | 5/19 | M W | 0900 | 1015 | Koerner, Raeann | 3 | WC |
| 30764 | HED V82 | 29 | 1/6 | 5/19 | F | 1030 | 1220 | Cairns, Nancy J. | 2 | IU |
| 31289 | HED V95 | 47 | 1/6 | 5/19 | T R | 1030 | 1145 | Koerner, Raeann | 3 | WC |
| 31517 | HED V73 | 33 | 1/6 | 5/19 | M W | 1030 | 1145 | Koerner, Raeann | 3 | WC |
| 31384 | HED V93 | 40 | 1/6 | 5/19 | M W | 1200 | 1315 | McDonough, Mary E. | 3 | WC |
| 30873 | PHIL V02 | 32 | 1/6 | 5/19 | T R | 1230 | 1345 | Farner, Dirk M. | 3 | WC |
| 33619 | HED V93 | 34 | 1/6 | 5/19 | M W | 1330 | 1445 | McDonough, Mary E. | 3 | WC |
| 30432 | SPAN V01 | 26 | 1/6 | 5/19 | T R | 1600 | 1815 | Hernandez Jr, Alejandro | 5 | WC |
| 30118 | SPAN V01 | 30 | 1/6 | 5/19 | M W | 1600 | 1815 | Centeno, Rene | 5 | WC |
| 31038 | HED V87 | 48 | 1/6 | 5/19 | W | 1900 | 2150 | Oster, Pamela A. | 3 | WC |
| 30669 | SPAN V02 | 26 | 1/6 | 5/19 | T R | 1900 | 2115 | Hernandez Jr, Alejandro | 5 | WC |
| 30506 | SOC V07 | 35 | 1/6 | 5/19 | M | 1900 | 2150 | Corrette, Nicholas S. | 3 | WC |

| | | | | |
|----------------------------|-----------|----------------------|--------------|------------------------------------|
| Utilization % Color Codes: | Red < 25% | Blue < 50% | Green < 90% | Gold >= 90% |
| Capacity: | 57 | Students (Banner) | Description: | Multidisciplinary Center East/West |
| Stations: | 57 | Students (Fusion) | Division: | |
| Max Student Hrs: | 3,990 | Capacity * 70 Hrs/Wk | Room Use: | 110 Classroom |
| Use Factor: | 53 | Hrs/Week | Size: | 943 Sq. Feet |
| Occ Factor: | 38 | Students/Hr | TOP Code: | 009900 |
| State Benchmark: | 2,014 | Student Hours/Wk | TOP Title: | General Assignment |

Number of Students by Time and Day

| Time | Mon | Tues | Wed | Thur | Fri | Sat | Week |
|-------------------------------|-----|------|-----|------|-----|-----|-------|
| 0700 | 0 | 0 | 0 | 0 | 0 | 0 | 0 |
| 0730 | 0 | 0 | 0 | 0 | 0 | 0 | 0 |
| 0800 | 0 | 0 | 0 | 0 | 0 | 0 | 0 |
| 0830 | 45 | 0 | 45 | 0 | 0 | 0 | 90 |
| 0900 | 45 | 31 | 45 | 32 | 0 | 0 | 153 |
| 0930 | 45 | 31 | 45 | 32 | 0 | 0 | 153 |
| 1000 | 45 | 31 | 45 | 32 | 0 | 0 | 153 |
| 1030 | 45 | 31 | 45 | 32 | 0 | 0 | 153 |
| 1100 | 45 | 0 | 45 | 0 | 0 | 0 | 90 |
| 1130 | 0 | 0 | 0 | 0 | 0 | 0 | 0 |
| 1200 | 37 | 32 | 0 | 0 | 0 | 0 | 69 |
| 1230 | 37 | 32 | 0 | 0 | 0 | 0 | 69 |
| 1300 | 37 | 32 | 0 | 0 | 0 | 0 | 69 |
| 1330 | 37 | 32 | 0 | 0 | 0 | 0 | 69 |
| 1400 | 0 | 0 | 0 | 0 | 0 | 0 | 0 |
| 1430 | 0 | 0 | 0 | 0 | 0 | 0 | 0 |
| 1500 | 0 | 0 | 0 | 0 | 0 | 0 | 0 |
| 1530 | 0 | 0 | 0 | 0 | 0 | 0 | 0 |
| 1600 | 33 | 32 | 33 | 32 | 0 | 0 | 130 |
| 1630 | 33 | 32 | 33 | 32 | 0 | 0 | 130 |
| 1700 | 33 | 32 | 33 | 32 | 0 | 0 | 130 |
| 1730 | 33 | 32 | 33 | 32 | 0 | 0 | 130 |
| 1800 | 33 | 32 | 33 | 32 | 0 | 0 | 130 |
| 1830 | 0 | 0 | 0 | 0 | 0 | 0 | 0 |
| 1900 | 30 | 39 | 30 | 39 | 0 | 0 | 138 |
| 1930 | 30 | 39 | 30 | 39 | 0 | 0 | 138 |
| 2000 | 30 | 39 | 30 | 39 | 0 | 0 | 138 |
| 2030 | 30 | 39 | 30 | 39 | 0 | 0 | 138 |
| 2100 | 30 | 39 | 30 | 39 | 0 | 0 | 138 |
| 2130 | 0 | 0 | 0 | 0 | 0 | 0 | 0 |
| Total Student Seat 1/2 Hours: | 733 | 607 | 585 | 483 | 0 | 0 | 2,408 |
| Total Student Seat Hours: | 367 | 304 | 293 | 242 | 0 | 0 | 1,204 |
| % Max Student Hrs: | 46% | 38% | 37% | 30% | 0% | 0% | 30% |
| % State Benchmark: | 91% | 75% | 73% | 60% | 0% | 0% | 60% |

| CRN | Course | Enroll | Dates | Days | BTime | ETime | Instructor | Hrs | Type |
|-------|----------|--------|------------|------|-------|-------|-------------------------|-----|------|
| 71115 | BUS V01B | 45 | 8/19 12/18 | M W | 0830 | 1120 | Carriger, James N. | 6 | WC |
| 71209 | SPAN V01 | 32 | 8/19 12/18 | R | 0900 | 1050 | De Clerck, Tania L. | 2 | IU |
| 71154 | SPAN V01 | 31 | 8/19 12/18 | T | 0900 | 1050 | De Clerck, Tania L. | 2 | IU |
| 70851 | SPAN V01 | 32 | 8/19 12/18 | T | 1200 | 1350 | De Clerck, Tania L. | 2 | IU |
| 72210 | SPAN V02 | 37 | 8/19 12/18 | M | 1200 | 1350 | Sandford, Arthur J. | 2 | IU |
| 70487 | SPAN V01 | 32 | 8/19 12/18 | T R | 1600 | 1815 | Raney, Kathryn D. | 5 | WC |
| 70254 | SPAN V01 | 33 | 8/19 12/18 | M W | 1600 | 1815 | Hernandez Jr, Alejandro | 5 | WC |
| 70802 | JAPN V01 | 39 | 8/19 12/18 | T R | 1900 | 2115 | Irion, Kumiko | 5 | WC |
| 71289 | SPAN V01 | 30 | 8/19 12/18 | M W | 1900 | 2115 | Hernandez Jr, Alejandro | 5 | WC |


| | | | | |
|----------------------------|-----------|----------------------|--------------|------------------------------------|
| Utilization % Color Codes: | Red < 25% | Blue < 50% | Green < 90% | Gold >= 90% |
| Capacity: | 57 | Students (Banner) | Description: | Multidisciplinary Center East/West |
| Stations: | 57 | Students (Fusion) | Division: | |
| Max Student Hrs: | 3,990 | Capacity * 70 Hrs/Wk | Room Use: | 110 Classroom |
| Use Factor: | 53 | Hrs/Week | Size: | 943 Sq. Feet |
| Occ Factor: | 38 | Students/Hr | TOP Code: | 009900 |
| State Benchmark: | 2,014 | Student Hours/Wk | TOP Title: | General Assignment |

Number of Students by Time and Day

| Time | Mon | Tues | Wed | Thur | Fri | Sat | Week |
|-------------------------------|------|------|------|------|-----|-----|-------|
| 0700 | 0 | 0 | 0 | 0 | 0 | 0 | 0 |
| 0730 | 0 | 0 | 0 | 0 | 0 | 0 | 0 |
| 0800 | 41 | 41 | 41 | 41 | 0 | 0 | 164 |
| 0830 | 41 | 41 | 41 | 41 | 0 | 0 | 164 |
| 0900 | 41 | 41 | 41 | 41 | 0 | 0 | 164 |
| 0930 | 41 | 41 | 41 | 41 | 0 | 0 | 164 |
| 1000 | 0 | 0 | 0 | 0 | 0 | 0 | 0 |
| 1030 | 40 | 40 | 40 | 40 | 0 | 0 | 160 |
| 1100 | 40 | 40 | 40 | 40 | 0 | 0 | 160 |
| 1130 | 40 | 40 | 40 | 40 | 0 | 0 | 160 |
| 1200 | 40 | 40 | 40 | 40 | 0 | 0 | 160 |
| 1230 | 40 | 40 | 40 | 40 | 0 | 0 | 160 |
| 1300 | 40 | 40 | 40 | 40 | 0 | 0 | 160 |
| 1330 | 31 | 31 | 31 | 31 | 0 | 0 | 124 |
| 1400 | 31 | 31 | 31 | 31 | 0 | 0 | 124 |
| 1430 | 31 | 31 | 31 | 31 | 0 | 0 | 124 |
| 1500 | 31 | 31 | 31 | 31 | 0 | 0 | 124 |
| 1530 | 31 | 31 | 31 | 31 | 0 | 0 | 124 |
| 1600 | 31 | 31 | 31 | 31 | 0 | 0 | 124 |
| 1630 | 0 | 0 | 0 | 0 | 0 | 0 | 0 |
| 1700 | 0 | 0 | 0 | 0 | 0 | 0 | 0 |
| 1730 | 0 | 0 | 0 | 0 | 0 | 0 | 0 |
| 1800 | 32 | 33 | 32 | 33 | 0 | 0 | 130 |
| 1830 | 32 | 33 | 32 | 33 | 0 | 0 | 130 |
| 1900 | 32 | 33 | 32 | 33 | 0 | 0 | 130 |
| 1930 | 32 | 33 | 32 | 33 | 0 | 0 | 130 |
| 2000 | 32 | 33 | 32 | 33 | 0 | 0 | 130 |
| 2030 | 32 | 33 | 32 | 33 | 0 | 0 | 130 |
| 2100 | 32 | 33 | 32 | 33 | 0 | 0 | 130 |
| 2130 | 32 | 33 | 32 | 33 | 0 | 0 | 130 |
| Total Student Seat 1/2 Hours: | 846 | 854 | 846 | 854 | 0 | 0 | 3,400 |
| Total Student Seat Hours: | 423 | 427 | 423 | 427 | 0 | 0 | 1,700 |
| % Max Student Hrs: | 53% | 54% | 53% | 54% | 0% | 0% | 43% |
| % State Benchmark: | 105% | 106% | 105% | 106% | 0% | 0% | 84% |

| CRN | Course | Enroll | Dates | Days | BTime | ETime | Instructor | Hrs | Type |
|-------|----------|--------|-----------|------|-------|-------|-------------------|-----|------|
| 55344 | PSY V15 | 41 | 6/17 7/29 | MTWR | 0800 | 0950 | Herring, Fred | 8 | DC |
| 53544 | SPAN V01 | 40 | 6/17 8/1 | MTWR | 1030 | 1320 | Lopez, Mariano L. | 12 | DC |
| 54333 | SPAN V01 | 31 | 6/17 8/1 | MTWR | 1330 | 1620 | Lopez, Mariano L. | 12 | DC |
| 55472 | COMM V01 | 33 | 6/18 7/30 | T R | 1800 | 2150 | Peterson, Gary L. | 8 | DC |
| 55473 | COMM V01 | 32 | 6/17 7/24 | M W | 1800 | 2150 | Peterson, Gary L. | 8 | DC |

Utilization % Color Codes:



| | | | | | |
|------------------|-------|----------------------|--------------|------------------------------------|-----------|
| Capacity: | 74 | Students (Banner) | Description: | Multidisciplinary Center East/West | |
| Stations: | 74 | Students (Fusion) | Division: | | |
| Max Student Hrs: | 5,180 | Capacity * 70 Hrs/Wk | Room Use: | 110 | Classroom |
| Use Factor: | 53 | Hrs/Week | Size: | 1,726 | Sq. Feet |
| Occ Factor: | 49 | Students/Hr | TOP Code: | 009900 | |
| State Benchmark: | 2,614 | Student Hours/Wk | TOP Title: | General Assignment | |

Number of Students by Time and Day

| Time | Mon | Tues | Wed | Thur | Fri | Sat | Week |
|-------------------------------|-----|------|-------|------|-----|-----|-------|
| 0700 | 0 | 0 | 0 | 0 | 0 | 0 | 0 |
| 0730 | 0 | 0 | 0 | 0 | 0 | 0 | 0 |
| 0800 | 0 | 0 | 0 | 0 | 0 | 0 | 0 |
| 0830 | 48 | 0 | 48 | 0 | 0 | 0 | 96 |
| 0900 | 48 | 71 | 48 | 71 | 0 | 0 | 238 |
| 0930 | 48 | 71 | 48 | 71 | 0 | 0 | 238 |
| 1000 | 51 | 71 | 51 | 71 | 0 | 0 | 244 |
| 1030 | 51 | 73 | 51 | 73 | 0 | 0 | 248 |
| 1100 | 51 | 73 | 51 | 73 | 0 | 0 | 248 |
| 1130 | 75 | 73 | 75 | 73 | 75 | 0 | 371 |
| 1200 | 75 | 67 | 75 | 67 | 75 | 0 | 359 |
| 1230 | 62 | 67 | 62 | 67 | 62 | 0 | 320 |
| 1300 | 62 | 67 | 62 | 67 | 62 | 0 | 320 |
| 1330 | 16 | 0 | 16 | 0 | 16 | 0 | 48 |
| 1400 | 16 | 0 | 16 | 0 | 16 | 0 | 48 |
| 1430 | 0 | 0 | 75 | 0 | 0 | 0 | 75 |
| 1500 | 0 | 0 | 75 | 0 | 0 | 0 | 75 |
| 1530 | 0 | 0 | 75 | 0 | 0 | 0 | 75 |
| 1600 | 0 | 0 | 75 | 0 | 0 | 0 | 75 |
| 1630 | 0 | 0 | 75 | 0 | 0 | 0 | 75 |
| 1700 | 0 | 0 | 75 | 0 | 0 | 0 | 75 |
| 1730 | 0 | 44 | 0 | 44 | 0 | 0 | 88 |
| 1800 | 0 | 44 | 0 | 44 | 0 | 0 | 88 |
| 1830 | 0 | 44 | 0 | 44 | 0 | 0 | 88 |
| 1900 | 0 | 0 | 45 | 0 | 0 | 0 | 45 |
| 1930 | 0 | 0 | 45 | 0 | 0 | 0 | 45 |
| 2000 | 0 | 0 | 45 | 0 | 0 | 0 | 45 |
| 2030 | 0 | 0 | 45 | 0 | 0 | 0 | 45 |
| 2100 | 0 | 0 | 45 | 0 | 0 | 0 | 45 |
| 2130 | 0 | 0 | 45 | 0 | 0 | 0 | 45 |
| Total Student Seat 1/2 Hours: | 603 | 765 | 1,323 | 765 | 306 | 0 | 3,762 |
| Total Student Seat Hours: | 302 | 383 | 662 | 383 | 153 | 0 | 1,881 |
| % Max Student Hrs: | 29% | 37% | 64% | 37% | 15% | 0% | 36% |
| % State Benchmark: | 58% | 73% | 127% | 73% | 29% | 0% | 72% |

| CRN | Course | Enroll | Dates | Days | BTime | ETime | Instructor | Hrs | Type | |
|-------|-----------|--------|-------|------|-------|-------|------------|----------------------|------|----|
| 30029 | ECON V01A | 48 | 1/6 | 5/19 | M W | 0830 | 0945 | Nasri, Farzeen F. | 3 | WC |
| 34355 | PHIL V01 | 71 | 1/6 | 5/19 | T R | 0900 | 1015 | Mules, Ronald N. | 3 | WC |
| 30160 | ECON V01A | 51 | 1/6 | 5/19 | M W | 1000 | 1115 | Nasri, Farzeen F. | 3 | WC |
| 32171 | ECON V01A | 73 | 1/6 | 5/19 | T R | 1030 | 1145 | Khanjian, Ara | 3 | WC |
| 32012 | PSY V01 | 75 | 1/6 | 5/19 | M W F | 1130 | 1220 | Capuano, Lucy | 3 | WC |
| 31098 | ECON V01B | 67 | 1/6 | 5/19 | T R | 1200 | 1315 | Khanjian, Ara | 3 | WC |
| 34442 | PSY V02 | 62 | 1/6 | 5/19 | M W F | 1230 | 1320 | Capuano, Lucy | 3 | WC |
| 31621 | HIST V07B | 16 | 1/6 | 5/19 | M W F | 1330 | 1420 | Powelson, Michael W. | 3 | WC |
| 30325 | PSY V01 | 75 | 1/6 | 5/19 | W | 1430 | 1720 | Capuano, Lucy | 3 | WC |
| 31026 | PHSO V01 | 21 | 1/6 | 5/19 | T R | 1730 | 1845 | Gadbois, Steven | 3 | WC |
| 31025 | PHSO V01 | 23 | 1/6 | 5/19 | T R | 1730 | 1845 | Gadbois, Steven | 3 | WC |
| 32105 | PSY V15 | 45 | 1/6 | 5/19 | W | 1900 | 2150 | Reinauer, Bruce J. | 3 | WC |

| | | | | |
|----------------------------|-----------|----------------------|--------------|------------------------------------|
| Utilization % Color Codes: | Red < 25% | Blue < 50% | Green < 90% | Gold >= 90% |
| Capacity: | 74 | Students (Banner) | Description: | Multidisciplinary Center East/West |
| Stations: | 74 | Students (Fusion) | Division: | |
| Max Student Hrs: | 5,180 | Capacity * 70 Hrs/Wk | Room Use: | 110 Classroom |
| Use Factor: | 53 | Hrs/Week | Size: | 1,726 Sq. Feet |
| Occ Factor: | 49 | Students/Hr | TOP Code: | 009900 |
| State Benchmark: | 2,614 | Student Hours/Wk | TOP Title: | General Assignment |

Number of Students by Time and Day

| Time | Mon | Tues | Wed | Thur | Fri | Sat | Week |
|-------------------------------|-------|-------|-------|------|-----|-----|-------|
| 0700 | 0 | 0 | 0 | 0 | 0 | 0 | 0 |
| 0730 | 52 | 50 | 52 | 50 | 0 | 0 | 204 |
| 0800 | 52 | 50 | 52 | 50 | 0 | 0 | 204 |
| 0830 | 52 | 50 | 52 | 50 | 0 | 0 | 204 |
| 0900 | 48 | 0 | 48 | 0 | 0 | 0 | 96 |
| 0930 | 48 | 0 | 48 | 0 | 0 | 0 | 96 |
| 1000 | 48 | 0 | 48 | 0 | 0 | 0 | 96 |
| 1030 | 70 | 77 | 70 | 77 | 42 | 0 | 336 |
| 1100 | 70 | 77 | 70 | 77 | 42 | 0 | 336 |
| 1130 | 70 | 77 | 70 | 77 | 42 | 0 | 336 |
| 1200 | 0 | 47 | 0 | 0 | 42 | 0 | 89 |
| 1230 | 0 | 47 | 0 | 0 | 0 | 0 | 47 |
| 1300 | 0 | 47 | 0 | 0 | 0 | 0 | 47 |
| 1330 | 41 | 47 | 41 | 0 | 0 | 0 | 129 |
| 1400 | 41 | 47 | 41 | 0 | 0 | 0 | 129 |
| 1430 | 41 | 47 | 41 | 0 | 0 | 0 | 129 |
| 1500 | 0 | 0 | 0 | 0 | 0 | 0 | 0 |
| 1530 | 0 | 0 | 0 | 0 | 0 | 0 | 0 |
| 1600 | 33 | 0 | 33 | 0 | 0 | 0 | 66 |
| 1630 | 33 | 0 | 33 | 0 | 0 | 0 | 66 |
| 1700 | 33 | 0 | 33 | 0 | 0 | 0 | 66 |
| 1730 | 27 | 47 | 27 | 47 | 0 | 0 | 148 |
| 1800 | 27 | 47 | 27 | 47 | 0 | 0 | 148 |
| 1830 | 27 | 47 | 27 | 47 | 0 | 0 | 148 |
| 1900 | 51 | 41 | 52 | 0 | 0 | 0 | 144 |
| 1930 | 51 | 41 | 52 | 0 | 0 | 0 | 144 |
| 2000 | 51 | 41 | 52 | 0 | 0 | 0 | 144 |
| 2030 | 51 | 41 | 52 | 0 | 0 | 0 | 144 |
| 2100 | 51 | 41 | 52 | 0 | 0 | 0 | 144 |
| 2130 | 51 | 41 | 52 | 0 | 0 | 0 | 144 |
| Total Student Seat 1/2 Hours: | 1,119 | 1,050 | 1,125 | 522 | 168 | 0 | 3,984 |
| Total Student Seat Hours: | 560 | 525 | 563 | 261 | 84 | 0 | 1,992 |
| % Max Student Hrs: | 54% | 51% | 54% | 25% | 8% | 0% | 38% |
| % State Benchmark: | 107% | 100% | 108% | 50% | 16% | 0% | 76% |

| CRN | Course | Enroll | Dates | Days | BTime | ETime | Instructor | Hrs | Type |
|-------|-----------|--------|------------|------|-------|-------|-----------------------|-----|------|
| 75658 | HED V93 | 50 | 8/19 12/18 | T R | 0730 | 0845 | Passno, Phillip E. | 3 | WC |
| 71221 | HED V93 | 52 | 8/19 12/18 | M W | 0730 | 0845 | Carey, David E. | 3 | WC |
| 71638 | PHIL V03B | 48 | 8/19 12/18 | M W | 0900 | 1015 | Bortolin, Kevin M. | 3 | WC |
| 71138 | HED V82 | 42 | 8/19 12/18 | F | 1030 | 1220 | Cairns, Nancy J. | 2 | IU |
| 70100 | PSY V01 | 77 | 8/19 12/18 | T R | 1030 | 1145 | Pauley, Mark A. | 3 | WC |
| 70925 | POLS V03 | 70 | 8/19 12/18 | M W | 1030 | 1145 | Porter, Robert M. | 3 | WC |
| 70160 | POLS V03 | 47 | 8/19 12/18 | T | 1200 | 1450 | Edwards, Audrey D. | 3 | WC |
| 70620 | POLS V02 | 41 | 8/19 12/18 | M W | 1330 | 1445 | McKoy, Corinna R. | 3 | WC |
| 71625 | HED V76 | 33 | 8/19 12/18 | M W | 1600 | 1715 | Carey, David E. | 3 | WC |
| 71419 | HED V70 | 47 | 8/19 12/18 | T R | 1730 | 1845 | McClain, Constance K. | 3 | WC |
| 71240 | HED V71 | 27 | 8/19 12/18 | M W | 1730 | 1845 | Carey, David E. | 3 | WC |
| 70329 | HED V87 | 52 | 8/19 12/18 | W | 1900 | 2150 | Oster, Pamela A. | 3 | WC |
| 71241 | HED V93 | 41 | 8/19 12/18 | T | 1900 | 2150 | Vandermay, Diane L. | 3 | WC |
| 71247 | HED V97 | 51 | 8/19 12/18 | M | 1900 | 2150 | Bailey, Michele L. | 3 | WC |

Utilization % Color Codes:

| | | | |
|-----------|------------|-------------|-------------|
| Red < 25% | Blue < 50% | Green < 90% | Gold >= 90% |
|-----------|------------|-------------|-------------|

| | | | | | |
|------------------|-------|----------------------|--------------|------------------------------------|-----------|
| Capacity: | 74 | Students (Banner) | Description: | Multidisciplinary Center East/West | |
| Stations: | 74 | Students (Fusion) | Division: | | |
| Max Student Hrs: | 5,180 | Capacity * 70 Hrs/Wk | Room Use: | 110 | Classroom |
| Use Factor: | 53 | Hrs/Week | Size: | 1,726 | Sq. Feet |
| Occ Factor: | 49 | Students/Hr | TOP Code: | 009900 | |
| State Benchmark: | 2,614 | Student Hours/Wk | TOP Title: | General Assignment | |

Number of Students by Time and Day

| Time | Mon | Tues | Wed | Thur | Fri | Sat | Week |
|-------------------------------|-----|------|-----|------|-----|-----|-------|
| 0700 | 0 | 0 | 0 | 0 | 0 | 0 | 0 |
| 0730 | 0 | 0 | 0 | 0 | 0 | 0 | 0 |
| 0800 | 68 | 68 | 68 | 68 | 0 | 0 | 272 |
| 0830 | 68 | 68 | 68 | 68 | 0 | 0 | 272 |
| 0900 | 68 | 68 | 68 | 68 | 0 | 0 | 272 |
| 0930 | 68 | 68 | 68 | 68 | 0 | 0 | 272 |
| 1000 | 47 | 47 | 47 | 47 | 0 | 0 | 188 |
| 1030 | 47 | 47 | 47 | 47 | 0 | 0 | 188 |
| 1100 | 47 | 47 | 47 | 47 | 0 | 0 | 188 |
| 1130 | 47 | 47 | 47 | 47 | 0 | 0 | 188 |
| 1200 | 0 | 0 | 0 | 0 | 0 | 0 | 0 |
| 1230 | 25 | 25 | 25 | 25 | 0 | 0 | 100 |
| 1300 | 25 | 25 | 25 | 25 | 0 | 0 | 100 |
| 1330 | 25 | 25 | 25 | 25 | 0 | 0 | 100 |
| 1400 | 25 | 25 | 25 | 25 | 0 | 0 | 100 |
| 1430 | 0 | 0 | 0 | 0 | 0 | 0 | 0 |
| 1500 | 0 | 0 | 0 | 0 | 0 | 0 | 0 |
| 1530 | 0 | 16 | 16 | 16 | 0 | 0 | 48 |
| 1600 | 0 | 16 | 16 | 16 | 0 | 0 | 48 |
| 1630 | 0 | 16 | 16 | 16 | 0 | 0 | 48 |
| 1700 | 0 | 16 | 16 | 16 | 0 | 0 | 48 |
| 1730 | 0 | 16 | 16 | 16 | 0 | 0 | 48 |
| 1800 | 0 | 16 | 16 | 16 | 0 | 0 | 48 |
| 1830 | 0 | 39 | 39 | 39 | 0 | 0 | 117 |
| 1900 | 0 | 39 | 39 | 39 | 0 | 0 | 117 |
| 1930 | 0 | 39 | 39 | 39 | 0 | 0 | 117 |
| 2000 | 0 | 39 | 39 | 39 | 0 | 0 | 117 |
| 2030 | 0 | 39 | 39 | 39 | 0 | 0 | 117 |
| 2100 | 0 | 39 | 39 | 39 | 0 | 0 | 117 |
| 2130 | 0 | 0 | 0 | 0 | 0 | 0 | 0 |
| Total Student Seat 1/2 Hours: | 560 | 890 | 890 | 890 | 0 | 0 | 3,230 |
| Total Student Seat Hours: | 280 | 445 | 445 | 445 | 0 | 0 | 1,615 |
| % Max Student Hrs: | 27% | 43% | 43% | 43% | 0% | 0% | 31% |
| % State Benchmark: | 54% | 85% | 85% | 85% | 0% | 0% | 62% |

| CRN | Course | Enroll | Dates | Days | BTime | ETime | Instructor | Hrs | Type |
|-------|-----------|--------|-----------|------|-------|-------|-----------------------|-----|------|
| 51106 | HIST V07A | 68 | 6/17 7/29 | MTWR | 0800 | 0950 | Sanchez, Tomas D. | 8 | DC |
| 55430 | HED V76 | 47 | 6/17 7/29 | MTWR | 1000 | 1150 | Koerner, Raeann | 8 | DC |
| 55594 | HED V73 | 25 | 6/17 7/29 | MTWR | 1230 | 1420 | Koerner, Raeann | 8 | DC |
| 55431 | HED V70 | 16 | 6/18 7/24 | TWR | 1530 | 1820 | McClain, Constance K. | 9 | DC |
| 50201 | HED V93 | 39 | 6/18 7/24 | TWR | 1830 | 2120 | Vandermay, Diane L. | 9 | DC |

Utilization % Color Codes:

| | | | |
|-----------|------------|-------------|-------------|
| Red < 25% | Blue < 50% | Green < 90% | Gold >= 90% |
|-----------|------------|-------------|-------------|

| | | | | | |
|------------------|-------|----------------------|--------------|------------------------------------|-----------|
| Capacity: | 122 | Students (Banner) | Description: | Multidisciplinary Center East/West | |
| Stations: | 122 | Students (Fusion) | Division: | | |
| Max Student Hrs: | 8,540 | Capacity * 70 Hrs/Wk | Room Use: | 110 | Classroom |
| Use Factor: | 53 | Hrs/Week | Size: | 2,323 | Sq. Feet |
| Occ Factor: | 81 | Students/Hr | TOP Code: | 009900 | |
| State Benchmark: | 4,310 | Student Hours/Wk | TOP Title: | General Assignment | |


Number of Students by Time and Day

| Time | Mon | Tues | Wed | Thur | Fri | Sat | Week |
|------|-----|------|-----|------|-----|-----|------|
| 0700 | 0 | 0 | 0 | 0 | 0 | 0 | 0 |
| 0730 | 28 | 69 | 28 | 69 | 28 | 0 | 222 |
| 0800 | 28 | 69 | 28 | 69 | 28 | 0 | 222 |
| 0830 | 90 | 69 | 90 | 69 | 90 | 0 | 408 |
| 0900 | 90 | 90 | 90 | 90 | 90 | 0 | 450 |
| 0930 | 74 | 90 | 74 | 90 | 74 | 0 | 402 |
| 1000 | 74 | 90 | 74 | 90 | 74 | 0 | 402 |
| 1030 | 91 | 130 | 91 | 130 | 91 | 0 | 533 |
| 1100 | 91 | 130 | 91 | 130 | 91 | 0 | 533 |
| 1130 | 131 | 130 | 131 | 130 | 0 | 0 | 522 |
| 1200 | 131 | 98 | 131 | 98 | 0 | 0 | 458 |
| 1230 | 131 | 98 | 131 | 98 | 0 | 0 | 458 |
| 1300 | 0 | 98 | 0 | 98 | 0 | 0 | 196 |
| 1330 | 110 | 64 | 110 | 64 | 0 | 0 | 348 |
| 1400 | 110 | 64 | 110 | 64 | 0 | 0 | 348 |
| 1430 | 110 | 64 | 110 | 64 | 0 | 0 | 348 |
| 1500 | 0 | 66 | 0 | 66 | 0 | 0 | 132 |
| 1530 | 0 | 66 | 0 | 66 | 0 | 0 | 132 |
| 1600 | 0 | 66 | 0 | 66 | 0 | 0 | 132 |
| 1630 | 0 | 0 | 0 | 0 | 0 | 0 | 0 |
| 1700 | 0 | 0 | 0 | 0 | 0 | 0 | 0 |
| 1730 | 67 | 72 | 67 | 72 | 0 | 0 | 278 |
| 1800 | 67 | 72 | 67 | 72 | 0 | 0 | 278 |
| 1830 | 67 | 72 | 67 | 72 | 0 | 0 | 278 |
| 1900 | 72 | 0 | 0 | 0 | 0 | 0 | 72 |
| 1930 | 72 | 0 | 0 | 0 | 0 | 0 | 72 |
| 2000 | 72 | 0 | 0 | 0 | 0 | 0 | 72 |
| 2030 | 72 | 0 | 0 | 0 | 0 | 0 | 72 |
| 2100 | 72 | 0 | 0 | 0 | 0 | 0 | 72 |
| 2130 | 72 | 0 | 0 | 0 | 0 | 0 | 72 |

| Utilization % Color Codes: | Red < 25% | | Blue < 50% | | Green < 90% | | Gold >= 90% | |
|-------------------------------|-----------|-------|------------|-------|-------------|----|-------------|--|
| Total Student Seat 1/2 Hours: | 1.922 | 1.767 | 1.490 | 1.767 | 566 | 0 | 7.512 | |
| Total Student Seat Hours: | 961 | 884 | 745 | 884 | 283 | 0 | 3.756 | |
| % Max Student Hrs: | 56% | 52% | 44% | 52% | 17% | 0% | 44% | |
| % State Benchmark: | 111% | 102% | 86% | 102% | 33% | 0% | 87% | |

| CRN | Course | Enroll | Dates | Days | BTime | ETime | Instructor | Hrs | Type |
|-------|-----------|--------|-------|------|-------|-------|------------|--------------------|------|
| 32550 | BIOL V01 | 69 | 1/6 | 5/19 | T R | 0730 | 0845 | Huxley, Mary P. | 3 WC |
| 30156 | HIST V01A | 28 | 1/6 | 5/19 | M W F | 0730 | 0820 | Ward, Michael K. | 3 WC |
| 32005 | PSY V01 | 90 | 1/6 | 5/19 | M W F | 0830 | 0920 | Capuano, Lucy | 3 WC |
| 31478 | PSY V05 | 90 | 1/6 | 5/19 | T R | 0900 | 1015 | Pauley, Mark A. | 3 WC |
| 30607 | PSY V15 | 74 | 1/6 | 5/19 | M W F | 0930 | 1020 | Capuano, Lucy | 3 WC |
| 30655 | PHSO V01 | 33 | 1/6 | 5/19 | T R | 1030 | 1145 | Pardee, Terry | 3 WC |
| 31011 | PHSO V01 | 33 | 1/6 | 5/19 | T R | 1030 | 1145 | Pardee, Terry | 3 WC |
| 31466 | PHSO V01 | 33 | 1/6 | 5/19 | T R | 1030 | 1145 | Pardee, Terry | 3 WC |
| 31521 | PHSO V01 | 31 | 1/6 | 5/19 | T R | 1030 | 1145 | Pardee, Terry | 3 WC |
| 32075 | PSY V25 | 91 | 1/6 | 5/19 | M W F | 1030 | 1120 | Capuano, Lucy | 3 WC |
| 31341 | ANAT V01 | 33 | 1/6 | 5/19 | M W | 1130 | 1245 | Pardee, Terry | 3 WC |
| 30489 | ANAT V01 | 34 | 1/6 | 5/19 | M W | 1130 | 1245 | Pardee, Terry | 3 WC |
| 30488 | ANAT V01 | 33 | 1/6 | 5/19 | M W | 1130 | 1245 | Pardee, Terry | 3 WC |
| 30492 | ANAT V01 | 31 | 1/6 | 5/19 | M W | 1130 | 1245 | Pardee, Terry | 3 WC |
| 30407 | BIOL V01 | 98 | 1/6 | 5/19 | T R | 1200 | 1315 | Gardner, Ty J. | 3 WC |
| 36065 | PSY V03 | 64 | 1/6 | 5/19 | T R | 1330 | 1445 | Pauley, Mark A. | 3 WC |
| 31325 | ANAT V01 | 24 | 1/6 | 5/19 | M W | 1330 | 1445 | Gardner, Ty J. | 3 WC |
| 30728 | ANAT V01 | 29 | 1/6 | 5/19 | M W | 1330 | 1445 | Gardner, Ty J. | 3 WC |
| 30610 | ANAT V01 | 27 | 1/6 | 5/19 | M W | 1330 | 1445 | Gardner, Ty J. | 3 WC |
| 31204 | ANAT V01 | 30 | 1/6 | 5/19 | M W | 1330 | 1445 | Gardner, Ty J. | 3 WC |
| 30901 | ECON V01A | 66 | 1/6 | 5/19 | T R | 1500 | 1615 | Khanjian, Ara | 3 WC |
| 30410 | BIOL V01 | 72 | 1/6 | 5/19 | T R | 1730 | 1845 | Biggle, Carri M. | 3 WC |
| 30490 | ANAT V01 | 22 | 1/6 | 5/19 | M W | 1730 | 1845 | Johnson, Keith A. | 3 WC |
| 30512 | ANAT V01 | 24 | 1/6 | 5/19 | M W | 1730 | 1845 | Johnson, Keith A. | 3 WC |
| 31008 | ANAT V01 | 21 | 1/6 | 5/19 | M W | 1730 | 1845 | Johnson, Keith A. | 3 WC |
| 30871 | PHIL V01 | 72 | 1/6 | 5/19 | M | 1900 | 2150 | Bortolin, Kevin M. | 3 WC |

Utilization % Color Codes:



| | | | | | |
|------------------|-------|----------------------|--------------|------------------------------------|-----------|
| Capacity: | 122 | Students (Banner) | Description: | Multidisciplinary Center East/West | |
| Stations: | 122 | Students (Fusion) | Division: | | |
| Max Student Hrs: | 8,540 | Capacity * 70 Hrs/Wk | Room Use: | 110 | Classroom |
| Use Factor: | 53 | Hrs/Week | Size: | 2,323 | Sq. Feet |
| Occ Factor: | 81 | Students/Hr | TOP Code: | 009900 | |
| State Benchmark: | 4,310 | Student Hours/Wk | TOP Title: | General Assignment | |

Number of Students by Time and Day

| Time | Mon | Tues | Wed | Thur | Fri | Sat | Week |
|-------------------------------|-------|-------|-------|-------|-----|-----|-------|
| 0700 | 0 | 0 | 0 | 0 | 0 | 0 | 0 |
| 0730 | 66 | 0 | 66 | 0 | 66 | 0 | 198 |
| 0800 | 66 | 0 | 66 | 0 | 66 | 0 | 198 |
| 0830 | 77 | 0 | 77 | 0 | 77 | 0 | 231 |
| 0900 | 77 | 94 | 77 | 94 | 77 | 0 | 419 |
| 0930 | 73 | 94 | 73 | 94 | 73 | 0 | 407 |
| 1000 | 73 | 94 | 73 | 94 | 73 | 0 | 407 |
| 1030 | 98 | 127 | 98 | 127 | 0 | 0 | 450 |
| 1100 | 98 | 127 | 98 | 127 | 0 | 0 | 450 |
| 1130 | 98 | 127 | 98 | 127 | 0 | 0 | 450 |
| 1200 | 81 | 95 | 81 | 95 | 0 | 0 | 352 |
| 1230 | 81 | 95 | 81 | 95 | 0 | 0 | 352 |
| 1300 | 81 | 95 | 81 | 95 | 0 | 0 | 352 |
| 1330 | 0 | 0 | 0 | 0 | 0 | 0 | 0 |
| 1400 | 0 | 0 | 0 | 0 | 0 | 0 | 0 |
| 1430 | 0 | 0 | 47 | 0 | 0 | 0 | 47 |
| 1500 | 0 | 0 | 47 | 0 | 0 | 0 | 47 |
| 1530 | 0 | 0 | 47 | 0 | 0 | 0 | 47 |
| 1600 | 0 | 0 | 47 | 0 | 0 | 0 | 47 |
| 1630 | 0 | 0 | 47 | 0 | 0 | 0 | 47 |
| 1700 | 0 | 0 | 47 | 0 | 0 | 0 | 47 |
| 1730 | 80 | 79 | 80 | 79 | 0 | 0 | 318 |
| 1800 | 80 | 79 | 80 | 79 | 0 | 0 | 318 |
| 1830 | 80 | 79 | 80 | 79 | 0 | 0 | 318 |
| 1900 | 0 | 0 | 52 | 0 | 0 | 0 | 52 |
| 1930 | 0 | 0 | 52 | 0 | 0 | 0 | 52 |
| 2000 | 0 | 0 | 52 | 0 | 0 | 0 | 52 |
| 2030 | 0 | 0 | 52 | 0 | 0 | 0 | 52 |
| 2100 | 0 | 0 | 52 | 0 | 0 | 0 | 52 |
| 2130 | 0 | 0 | 52 | 0 | 0 | 0 | 52 |
| Total Student Seat 1/2 Hours: | 1,209 | 1,185 | 1,803 | 1,185 | 432 | 0 | 5,814 |
| Total Student Seat Hours: | 605 | 593 | 902 | 593 | 216 | 0 | 2,907 |
| % Max Student Hrs: | 35% | 35% | 53% | 35% | 13% | 0% | 34% |
| % State Benchmark: | 70% | 69% | 105% | 69% | 25% | 0% | 67% |

| CRN | Course | Enroll | Dates | Days | BTime | ETime | Instructor | Hrs | Type |
|-------|-----------|--------|------------|-------|-------|-------|-----------------------|-----|------|
| 70847 | POLS V01 | 66 | 8/19 12/18 | M W F | 0730 | 0820 | Gonzalez, Daniel R. | 3 | WC |
| 70871 | PSY V01 | 77 | 8/19 12/18 | M W F | 0830 | 0920 | Capuano, Lucy | 3 | WC |
| 71718 | PSY V05 | 94 | 8/19 12/18 | T R | 0900 | 1015 | Pauley, Mark A. | 3 | WC |
| 71734 | PSY V05 | 73 | 8/19 12/18 | M W F | 0930 | 1020 | Capuano, Lucy | 3 | WC |
| 71268 | PHSO V01 | 33 | 8/19 12/18 | T R | 1030 | 1145 | Pardee, Terry | 3 | WC |
| 71020 | PHSO V01 | 34 | 8/19 12/18 | T R | 1030 | 1145 | Pardee, Terry | 3 | WC |
| 71270 | PHSO V01 | 31 | 8/19 12/18 | T R | 1030 | 1145 | Pardee, Terry | 3 | WC |
| 71272 | PHSO V01 | 29 | 8/19 12/18 | T R | 1030 | 1145 | Pardee, Terry | 3 | WC |
| 70316 | PHIL V01 | 98 | 8/19 12/18 | M W | 1030 | 1145 | Bortolin, Kevin M. | 3 | WC |
| 73679 | ECON V01A | 95 | 8/19 12/18 | T R | 1200 | 1315 | Khanjian, Ara | 3 | WC |
| 72240 | BIOL V01 | 81 | 8/19 12/18 | M W | 1200 | 1315 | Algiers, Kamelia | 3 | WC |
| 71457 | PSY V05 | 47 | 8/19 12/18 | W | 1430 | 1720 | Capuano, Lucy | 3 | WC |
| 70177 | BIOL V01 | 79 | 8/19 12/18 | T R | 1730 | 1845 | Gardner, Stephanie A. | 3 | WC |
| 70166 | ANAT V01 | 20 | 8/19 12/18 | M W | 1730 | 1845 | Johnson, Keith A. | 3 | WC |
| 72460 | ANAT V01 | 19 | 8/19 12/18 | M W | 1730 | 1845 | Johnson, Keith A. | 3 | WC |
| 70204 | ANAT V01 | 23 | 8/19 12/18 | M W | 1730 | 1845 | Johnson, Keith A. | 3 | WC |
| 70185 | ANAT V01 | 18 | 8/19 12/18 | M W | 1730 | 1845 | Johnson, Keith A. | 3 | WC |
| 70952 | ECON V01A | 52 | 8/19 12/18 | W | 1900 | 2150 | Bohan, Philip K. | 3 | WC |

Utilization % Color Codes:

| | | | |
|-----------|------------|-------------|-------------|
| Red < 25% | Blue < 50% | Green < 90% | Gold >= 90% |
|-----------|------------|-------------|-------------|

| | | | | | |
|------------------|-------|----------------------|--------------|------------------------------------|-----------|
| Capacity: | 122 | Students (Banner) | Description: | Multidisciplinary Center East/West | |
| Stations: | 122 | Students (Fusion) | Division: | | |
| Max Student Hrs: | 8,540 | Capacity * 70 Hrs/Wk | Room Use: | 110 | Classroom |
| Use Factor: | 53 | Hrs/Week | Size: | 2,323 | Sq. Feet |
| Occ Factor: | 81 | Students/Hr | TOP Code: | 009900 | |
| State Benchmark: | 4,310 | Student Hours/Wk | TOP Title: | General Assignment | |

Number of Students by Time and Day

| Time | Mon | Tues | Wed | Thur | Fri | Sat | Week |
|-------------------------------|-------|-------|-------|-------|-----|-----|-------|
| 0700 | 0 | 0 | 0 | 0 | 0 | 0 | 0 |
| 0730 | 0 | 0 | 0 | 0 | 0 | 0 | 0 |
| 0800 | 91 | 91 | 91 | 91 | 0 | 0 | 364 |
| 0830 | 91 | 91 | 91 | 91 | 0 | 0 | 364 |
| 0900 | 91 | 91 | 91 | 91 | 0 | 0 | 364 |
| 0930 | 91 | 91 | 91 | 91 | 0 | 0 | 364 |
| 1000 | 102 | 102 | 102 | 102 | 0 | 0 | 408 |
| 1030 | 102 | 102 | 102 | 102 | 0 | 0 | 408 |
| 1100 | 102 | 102 | 102 | 102 | 0 | 0 | 408 |
| 1130 | 102 | 102 | 102 | 102 | 0 | 0 | 408 |
| 1200 | 0 | 0 | 0 | 0 | 0 | 0 | 0 |
| 1230 | 0 | 0 | 0 | 0 | 0 | 0 | 0 |
| 1300 | 0 | 0 | 0 | 0 | 0 | 0 | 0 |
| 1330 | 0 | 0 | 0 | 0 | 0 | 0 | 0 |
| 1400 | 0 | 0 | 0 | 0 | 0 | 0 | 0 |
| 1430 | 0 | 0 | 0 | 0 | 0 | 0 | 0 |
| 1500 | 0 | 0 | 0 | 0 | 0 | 0 | 0 |
| 1530 | 0 | 0 | 0 | 0 | 0 | 0 | 0 |
| 1600 | 0 | 0 | 0 | 0 | 0 | 0 | 0 |
| 1630 | 0 | 0 | 0 | 0 | 0 | 0 | 0 |
| 1700 | 0 | 0 | 0 | 0 | 0 | 0 | 0 |
| 1730 | 0 | 0 | 0 | 0 | 0 | 0 | 0 |
| 1800 | 66 | 69 | 66 | 69 | 0 | 0 | 270 |
| 1830 | 66 | 69 | 66 | 69 | 0 | 0 | 270 |
| 1900 | 66 | 69 | 66 | 69 | 0 | 0 | 270 |
| 1930 | 66 | 69 | 66 | 69 | 0 | 0 | 270 |
| 2000 | 66 | 69 | 66 | 69 | 0 | 0 | 270 |
| 2030 | 66 | 69 | 66 | 69 | 0 | 0 | 270 |
| 2100 | 66 | 69 | 66 | 69 | 0 | 0 | 270 |
| 2130 | 66 | 69 | 66 | 69 | 0 | 0 | 270 |
| Total Student Seat 1/2 Hours: | 1,300 | 1,324 | 1,300 | 1,324 | 0 | 0 | 5,248 |
| Total Student Seat Hours: | 650 | 662 | 650 | 662 | 0 | 0 | 2,624 |
| % Max Student Hrs: | 38% | 39% | 38% | 39% | 0% | 0% | 31% |
| % State Benchmark: | 75% | 77% | 75% | 77% | 0% | 0% | 61% |

| CRN | Course | Enroll | Dates | Days | BTime | ETime | Instructor | Hrs | Type |
|-------|---------|--------|-------|------|-------|-------|------------|------------------|------|
| 53126 | ART V01 | 91 | 6/17 | 7/29 | MTWR | 0800 | 0950 | Phelps, Margaret | 8 DC |
| 50584 | PSY V01 | 102 | 6/17 | 7/29 | MTWR | 1000 | 1150 | Pauley, Mark A. | 8 DC |
| 50153 | ART V01 | 69 | 6/18 | 7/30 | T R | 1800 | 2150 | Coughran, Sharon | 8 DC |
| 53829 | SOC V01 | 66 | 6/17 | 7/24 | M W | 1800 | 2150 | Pagson, Paul K. | 8 DC |

Utilization % Color Codes:




| | | | | | |
|------------------|-------|----------------------|--------------|------------------------------------|-----------|
| Capacity: | 55 | Students (Banner) | Description: | Multidisciplinary Center East/West | |
| Stations: | 55 | Students (Fusion) | Division: | | |
| Max Student Hrs: | 3,850 | Capacity * 70 Hrs/Wk | Room Use: | 110 | Classroom |
| Use Factor: | 53 | Hrs/Week | Size: | 961 | Sq. Feet |
| Occ Factor: | 37 | Students/Hr | TOP Code: | 009900 | |
| State Benchmark: | 1,943 | Student Hours/Wk | TOP Title: | General Assignment | |

Number of Students by Time and Day

| Time | Mon | Tues | Wed | Thur | Fri | Sat | Week |
|-------------------------------|-----|------|-----|------|-----|-----|-------|
| 0700 | 0 | 0 | 0 | 0 | 0 | 0 | 0 |
| 0730 | 0 | 37 | 0 | 37 | 0 | 0 | 74 |
| 0800 | 0 | 37 | 0 | 37 | 0 | 0 | 74 |
| 0830 | 0 | 37 | 0 | 37 | 0 | 0 | 74 |
| 0900 | 29 | 46 | 29 | 46 | 0 | 0 | 150 |
| 0930 | 29 | 46 | 29 | 46 | 0 | 0 | 150 |
| 1000 | 29 | 46 | 29 | 46 | 0 | 0 | 150 |
| 1030 | 30 | 49 | 30 | 49 | 0 | 0 | 158 |
| 1100 | 30 | 49 | 30 | 49 | 0 | 0 | 158 |
| 1130 | 30 | 49 | 30 | 49 | 0 | 0 | 158 |
| 1200 | 0 | 52 | 0 | 52 | 0 | 0 | 104 |
| 1230 | 0 | 52 | 0 | 52 | 0 | 0 | 104 |
| 1300 | 0 | 52 | 0 | 52 | 0 | 0 | 104 |
| 1330 | 0 | 0 | 0 | 0 | 0 | 0 | 0 |
| 1400 | 0 | 0 | 0 | 0 | 0 | 0 | 0 |
| 1430 | 0 | 0 | 0 | 0 | 0 | 0 | 0 |
| 1500 | 0 | 0 | 0 | 0 | 0 | 0 | 0 |
| 1530 | 0 | 0 | 0 | 0 | 0 | 0 | 0 |
| 1600 | 26 | 0 | 25 | 0 | 0 | 0 | 51 |
| 1630 | 26 | 0 | 25 | 0 | 0 | 0 | 51 |
| 1700 | 26 | 0 | 25 | 0 | 0 | 0 | 51 |
| 1730 | 26 | 0 | 25 | 0 | 0 | 0 | 51 |
| 1800 | 26 | 0 | 25 | 0 | 0 | 0 | 51 |
| 1830 | 26 | 0 | 25 | 0 | 0 | 0 | 51 |
| 1900 | 26 | 31 | 22 | 31 | 0 | 0 | 110 |
| 1930 | 26 | 31 | 22 | 31 | 0 | 0 | 110 |
| 2000 | 26 | 31 | 22 | 31 | 0 | 0 | 110 |
| 2030 | 26 | 31 | 22 | 31 | 0 | 0 | 110 |
| 2100 | 0 | 31 | 22 | 31 | 0 | 0 | 84 |
| 2130 | 0 | 0 | 22 | 0 | 0 | 0 | 22 |
| Total Student Seat 1/2 Hours: | 437 | 707 | 459 | 707 | 0 | 0 | 2,310 |
| Total Student Seat Hours: | 219 | 354 | 230 | 354 | 0 | 0 | 1,155 |
| % Max Student Hrs: | 28% | 46% | 30% | 46% | 0% | 0% | 30% |
| % State Benchmark: | 56% | 91% | 59% | 91% | 0% | 0% | 59% |

| CRN | Course | Enroll | Dates | Days | BTime | ETime | Instructor | Hrs | Type | |
|-------|-----------|--------|-------|------|-------|-------|------------|---------------------|------|----|
| 31182 | HED V93 | 37 | 1/6 | 5/19 | T R | 0730 | 0845 | Passno, Phillip E. | 3 | WC |
| 33017 | AES V02B | 17 | 1/6 | 5/19 | T R | 0900 | 1015 | Ward, Michael K. | 3 | WC |
| 30532 | HIST V05B | 29 | 1/6 | 5/19 | T R | 0900 | 1015 | Ward, Michael K. | 3 | WC |
| 32023 | COMM V01 | 29 | 1/6 | 5/19 | M W | 0900 | 1015 | Maritato, James F. | 3 | WC |
| 38303 | PHIL V01 | 49 | 1/6 | 5/19 | T R | 1030 | 1145 | Mules, Ronald N. | 3 | WC |
| 31911 | COMM V10 | 30 | 1/6 | 5/19 | M W | 1030 | 1145 | Maritato, James F. | 3 | WC |
| 30098 | POLS V01 | 52 | 1/6 | 5/19 | T R | 1200 | 1315 | Grant, Philip | 3 | WC |
| 31173 | HMSV V53 | 25 | 1/6 | 5/19 | W | 1600 | 1850 | Horigan, Andrea L. | 3 | WC |
| 38480 | SPAN V01 | 26 | 1/6 | 5/19 | M | 1600 | 1750 | Sandford, Arthur J. | 2 | IU |
| 30184 | HED V73 | 26 | 1/6 | 5/19 | M | 1800 | 2050 | Shuler, Lynn S. | 3 | WC |
| 30726 | CJ V08 | 22 | 1/6 | 5/19 | W | 1900 | 2150 | MacDonald, Bryan A. | 3 | WC |
| 30097 | SPAN V01 | 31 | 1/6 | 5/19 | T R | 1900 | 2115 | Sovich, Frank E. | 5 | WC |

Utilization % Color Codes:



| | | | | | |
|------------------|-------|----------------------|--------------|------------------------------------|-----------|
| Capacity: | 55 | Students (Banner) | Description: | Multidisciplinary Center East/West | |
| Stations: | 55 | Students (Fusion) | Division: | | |
| Max Student Hrs: | 3,850 | Capacity * 70 Hrs/Wk | Room Use: | 110 | Classroom |
| Use Factor: | 53 | Hrs/Week | Size: | 961 | Sq. Feet |
| Occ Factor: | 37 | Students/Hr | TOP Code: | 009900 | |
| State Benchmark: | 1,943 | Student Hours/Wk | TOP Title: | General Assignment | |

Number of Students by Time and Day

| Time | Mon | Tues | Wed | Thur | Fri | Sat | Week |
|-------------------------------|-----|------|-----|------|-----|-----|-------|
| 0700 | 0 | 0 | 0 | 0 | 0 | 0 | 0 |
| 0730 | 0 | 0 | 0 | 0 | 0 | 0 | 0 |
| 0800 | 0 | 0 | 0 | 0 | 0 | 0 | 0 |
| 0830 | 0 | 0 | 0 | 0 | 0 | 0 | 0 |
| 0900 | 0 | 27 | 0 | 27 | 0 | 0 | 54 |
| 0930 | 0 | 27 | 0 | 27 | 0 | 0 | 54 |
| 1000 | 0 | 27 | 0 | 27 | 0 | 0 | 54 |
| 1030 | 49 | 27 | 49 | 27 | 0 | 0 | 152 |
| 1100 | 49 | 27 | 49 | 27 | 0 | 0 | 152 |
| 1130 | 49 | 0 | 49 | 0 | 0 | 0 | 98 |
| 1200 | 0 | 50 | 0 | 50 | 0 | 0 | 100 |
| 1230 | 0 | 50 | 0 | 50 | 0 | 0 | 100 |
| 1300 | 0 | 50 | 0 | 50 | 0 | 0 | 100 |
| 1330 | 33 | 32 | 33 | 32 | 0 | 0 | 130 |
| 1400 | 33 | 32 | 33 | 32 | 0 | 0 | 130 |
| 1430 | 33 | 32 | 33 | 32 | 0 | 0 | 130 |
| 1500 | 0 | 0 | 0 | 0 | 0 | 0 | 0 |
| 1530 | 0 | 0 | 0 | 0 | 0 | 0 | 0 |
| 1600 | 41 | 0 | 0 | 0 | 0 | 0 | 41 |
| 1630 | 41 | 0 | 0 | 0 | 0 | 0 | 41 |
| 1700 | 41 | 0 | 0 | 0 | 0 | 0 | 41 |
| 1730 | 41 | 0 | 0 | 0 | 0 | 0 | 41 |
| 1800 | 41 | 0 | 0 | 0 | 0 | 0 | 41 |
| 1830 | 41 | 0 | 0 | 0 | 0 | 0 | 41 |
| 1900 | 0 | 33 | 51 | 33 | 0 | 0 | 117 |
| 1930 | 0 | 33 | 51 | 33 | 0 | 0 | 117 |
| 2000 | 0 | 33 | 51 | 33 | 0 | 0 | 117 |
| 2030 | 0 | 33 | 51 | 33 | 0 | 0 | 117 |
| 2100 | 0 | 33 | 51 | 33 | 0 | 0 | 117 |
| 2130 | 0 | 0 | 51 | 0 | 0 | 0 | 51 |
| Total Student Seat 1/2 Hours: | 492 | 546 | 552 | 546 | 0 | 0 | 2,136 |
| Total Student Seat Hours: | 246 | 273 | 276 | 273 | 0 | 0 | 1,068 |
| % Max Student Hrs: | 32% | 35% | 36% | 35% | 0% | 0% | 28% |
| % State Benchmark: | 63% | 70% | 71% | 70% | 0% | 0% | 55% |

| CRN | Course | Enroll | Dates | Days | BTime | ETime | Instructor | Hrs | Type |
|-------|-----------|--------|------------|------|-------|-------|-------------------------|-----|------|
| 71315 | SPAN V03 | 27 | 8/19 12/18 | T R | 0900 | 1115 | Sovich, Frank E. | 5 | WC |
| 71453 | PSY V05 | 49 | 8/19 12/18 | M W | 1030 | 1145 | Cushner, Michael J. | 3 | WC |
| 73702 | HIST V01A | 50 | 8/19 12/18 | T R | 1200 | 1315 | Cunningham, Gary L. | 3 | WC |
| 70593 | ENGL V01B | 32 | 8/19 12/18 | T R | 1330 | 1445 | Arquilevich, Gabriel D. | 3 | WC |
| 70385 | ENGL V01B | 33 | 8/19 12/18 | M W | 1330 | 1445 | Arquilevich, Gabriel D. | 3 | WC |
| 73513 | SL V10B | 41 | 8/19 12/18 | M | 1600 | 1850 | Sladek, Dave A. | 3 | WC |
| 71934 | HIST V18A | 51 | 8/19 12/18 | W | 1900 | 2150 | Corbett, Paul S. | 3 | WC |
| 71286 | SPAN V01 | 33 | 8/19 12/18 | T R | 1900 | 2115 | Boroumand, Cecilia | 5 | WC |

Utilization % Color Codes:

| | | | |
|-----------|------------|-------------|-------------|
| Red < 25% | Blue < 50% | Green < 90% | Gold >= 90% |
|-----------|------------|-------------|-------------|

| | | | | | |
|------------------|-------|----------------------|--------------|------------------------------------|-----------|
| Capacity: | 55 | Students (Banner) | Description: | Multidisciplinary Center East/West | |
| Stations: | 55 | Students (Fusion) | Division: | | |
| Max Student Hrs: | 3,850 | Capacity * 70 Hrs/Wk | Room Use: | 110 | Classroom |
| Use Factor: | 53 | Hrs/Week | Size: | 961 | Sq. Feet |
| Occ Factor: | 37 | Students/Hr | TOP Code: | 009900 | |
| State Benchmark: | 1,943 | Student Hours/Wk | TOP Title: | General Assignment | |

Number of Students by Time and Day

| Time | Mon | Tues | Wed | Thur | Fri | Sat | Week |
|-------------------------------|------|------|------|------|-----|-----|-------|
| 0700 | 0 | 0 | 0 | 0 | 0 | 0 | 0 |
| 0730 | 39 | 39 | 39 | 39 | 0 | 0 | 156 |
| 0800 | 39 | 39 | 39 | 39 | 0 | 0 | 156 |
| 0830 | 39 | 39 | 39 | 39 | 0 | 0 | 156 |
| 0900 | 39 | 39 | 39 | 39 | 0 | 0 | 156 |
| 0930 | 39 | 39 | 39 | 39 | 0 | 0 | 156 |
| 1000 | 39 | 39 | 39 | 39 | 0 | 0 | 156 |
| 1030 | 35 | 35 | 35 | 35 | 0 | 0 | 140 |
| 1100 | 35 | 35 | 35 | 35 | 0 | 0 | 140 |
| 1130 | 35 | 35 | 35 | 35 | 0 | 0 | 140 |
| 1200 | 35 | 35 | 35 | 35 | 0 | 0 | 140 |
| 1230 | 35 | 35 | 35 | 35 | 0 | 0 | 140 |
| 1300 | 35 | 35 | 35 | 35 | 0 | 0 | 140 |
| 1330 | 25 | 25 | 25 | 25 | 0 | 0 | 100 |
| 1400 | 25 | 25 | 25 | 25 | 0 | 0 | 100 |
| 1430 | 25 | 25 | 25 | 25 | 0 | 0 | 100 |
| 1500 | 25 | 25 | 25 | 25 | 0 | 0 | 100 |
| 1530 | 25 | 25 | 25 | 25 | 0 | 0 | 100 |
| 1600 | 25 | 25 | 25 | 25 | 0 | 0 | 100 |
| 1630 | 0 | 0 | 0 | 0 | 0 | 0 | 0 |
| 1700 | 0 | 0 | 0 | 0 | 0 | 0 | 0 |
| 1730 | 0 | 0 | 0 | 0 | 0 | 0 | 0 |
| 1800 | 0 | 0 | 0 | 0 | 0 | 0 | 0 |
| 1830 | 46 | 46 | 46 | 46 | 0 | 0 | 184 |
| 1900 | 46 | 46 | 46 | 46 | 0 | 0 | 184 |
| 1930 | 46 | 46 | 46 | 46 | 0 | 0 | 184 |
| 2000 | 46 | 46 | 46 | 46 | 0 | 0 | 184 |
| 2030 | 46 | 46 | 46 | 46 | 0 | 0 | 184 |
| 2100 | 46 | 46 | 46 | 46 | 0 | 0 | 184 |
| 2130 | 0 | 0 | 0 | 0 | 0 | 0 | 0 |
| Total Student Seat 1/2 Hours: | 870 | 870 | 870 | 870 | 0 | 0 | 3,480 |
| Total Student Seat Hours: | 435 | 435 | 435 | 435 | 0 | 0 | 1,740 |
| % Max Student Hrs: | 56% | 56% | 56% | 56% | 0% | 0% | 45% |
| % State Benchmark: | 112% | 112% | 112% | 112% | 0% | 0% | 90% |

| CRN | Course | Enroll | Dates | Days | BTime | ETime | Instructor | Hrs | Type |
|-------|----------|--------|-------|------|-------|-------|------------|---------------------------|-------|
| 53545 | SPAN V02 | 39 | 6/17 | 8/1 | MTWR | 0730 | 1020 | Sandford, Arthur J. | 12 DC |
| 55623 | SPAN V03 | 35 | 6/17 | 8/1 | MTWR | 1030 | 1320 | Sandford, Arthur J. | 12 DC |
| 50016 | SPAN V01 | 25 | 6/17 | 8/1 | MTWR | 1330 | 1620 | Harding Castillo, Sara J. | 12 DC |
| 55551 | SPAN V01 | 46 | 6/17 | 8/1 | MTWR | 1830 | 2120 | Harding Castillo, Sara J. | 12 DC |

| | | | | |
|----------------------------|-----------|----------------------|--------------|------------------------------------|
| Utilization % Color Codes: | Red < 25% | Blue < 50% | Green < 90% | Gold >= 90% |
| Capacity: | 55 | Students (Banner) | Description: | Multidisciplinary Center East/West |
| Stations: | 55 | Students (Fusion) | Division: | |
| Max Student Hrs: | 3,850 | Capacity * 70 Hrs/Wk | Room Use: | 110 Classroom |
| Use Factor: | 53 | Hrs/Week | Size: | 928 Sq. Feet |
| Occ Factor: | 37 | Students/Hr | TOP Code: | 009900 |
| State Benchmark: | 1,943 | Student Hours/Wk | TOP Title: | General Assignment |

Number of Students by Time and Day

| Time | Mon | Tues | Wed | Thur | Fri | Sat | Week |
|-------------------------------|-----|------|-----|------|-----|-----|-------|
| 0700 | 0 | 0 | 0 | 0 | 0 | 0 | 0 |
| 0730 | 0 | 0 | 0 | 0 | 0 | 0 | 0 |
| 0800 | 0 | 0 | 0 | 0 | 0 | 0 | 0 |
| 0830 | 16 | 0 | 16 | 0 | 16 | 0 | 48 |
| 0900 | 16 | 42 | 16 | 42 | 16 | 0 | 132 |
| 0930 | 18 | 42 | 18 | 42 | 18 | 0 | 138 |
| 1000 | 18 | 42 | 18 | 42 | 18 | 0 | 138 |
| 1030 | 53 | 56 | 53 | 56 | 25 | 0 | 243 |
| 1100 | 53 | 56 | 53 | 56 | 25 | 0 | 243 |
| 1130 | 53 | 56 | 53 | 56 | 25 | 0 | 243 |
| 1200 | 0 | 23 | 0 | 23 | 25 | 0 | 71 |
| 1230 | 0 | 23 | 0 | 23 | 25 | 0 | 71 |
| 1300 | 0 | 23 | 0 | 23 | 25 | 0 | 71 |
| 1330 | 48 | 53 | 0 | 53 | 0 | 0 | 154 |
| 1400 | 48 | 53 | 0 | 53 | 0 | 0 | 154 |
| 1430 | 48 | 53 | 0 | 53 | 0 | 0 | 154 |
| 1500 | 48 | 0 | 0 | 0 | 0 | 0 | 48 |
| 1530 | 48 | 0 | 0 | 0 | 0 | 0 | 48 |
| 1600 | 48 | 22 | 0 | 22 | 0 | 0 | 92 |
| 1630 | 0 | 22 | 0 | 22 | 0 | 0 | 44 |
| 1700 | 0 | 22 | 0 | 22 | 0 | 0 | 44 |
| 1730 | 30 | 30 | 30 | 30 | 0 | 0 | 120 |
| 1800 | 30 | 30 | 30 | 30 | 0 | 0 | 120 |
| 1830 | 30 | 30 | 30 | 30 | 0 | 0 | 120 |
| 1900 | 0 | 47 | 0 | 0 | 0 | 0 | 47 |
| 1930 | 0 | 47 | 0 | 0 | 0 | 0 | 47 |
| 2000 | 0 | 47 | 0 | 0 | 0 | 0 | 47 |
| 2030 | 0 | 47 | 0 | 0 | 0 | 0 | 47 |
| 2100 | 0 | 47 | 0 | 0 | 0 | 0 | 47 |
| 2130 | 0 | 47 | 0 | 0 | 0 | 0 | 47 |
| Total Student Seat 1/2 Hours: | 605 | 960 | 317 | 678 | 218 | 0 | 2,778 |
| Total Student Seat Hours: | 303 | 480 | 159 | 339 | 109 | 0 | 1,389 |
| % Max Student Hrs: | 39% | 62% | 21% | 44% | 14% | 0% | 36% |
| % State Benchmark: | 78% | 124% | 41% | 87% | 28% | 0% | 71% |

| CRN | Course | Enroll | Dates | Days | BTime | ETime | Instructor | Hrs | Type | |
|-------|-----------|--------|-------|------|-------|-------|------------|-----------------------|------|----|
| 30524 | HIST V02B | 16 | 1/6 | 5/19 | M W F | 0830 | 0920 | Miller, Jeanne L. | 3 | WC |
| 31328 | HED V73 | 42 | 1/6 | 5/19 | T R | 0900 | 1015 | Fredrickson, Nancy E. | 3 | WC |
| 31281 | HED V95 | 18 | 1/6 | 5/19 | M W F | 0930 | 1020 | Fredrickson, Nancy E. | 3 | WC |
| 31447 | ANPH V01 | 25 | 1/6 | 5/19 | F | 1030 | 1320 | Jesu, Kimberly A. | 3 | WC |
| 30374 | HED V70 | 56 | 1/6 | 5/19 | T R | 1030 | 1145 | Fredrickson, Nancy E. | 3 | WC |
| 30634 | HED V76 | 53 | 1/6 | 5/19 | M W | 1030 | 1145 | Fredrickson, Nancy E. | 3 | WC |
| 31194 | HED V93 | 23 | 1/6 | 5/19 | T R | 1200 | 1315 | Shuler, Lynn S. | 3 | WC |
| 31187 | HED V93 | 53 | 1/6 | 5/19 | T R | 1330 | 1445 | Shuler, Lynn S. | 3 | WC |
| 39999 | HED V76 | 48 | 1/6 | 5/19 | M | 1330 | 1620 | Koerner, Raeann | 3 | WC |
| 30136 | HED V93 | 22 | 1/6 | 5/19 | T R | 1600 | 1715 | Eberst, Richard M. | 3 | WC |
| 30157 | HED V70 | 30 | 1/6 | 5/19 | T R | 1730 | 1845 | Eberst, Richard M. | 3 | WC |
| 30175 | HED V76 | 30 | 1/6 | 5/19 | M W | 1730 | 1845 | Carey, David E. | 3 | WC |
| 33628 | HED V97 | 47 | 1/6 | 5/19 | T | 1900 | 2150 | Bailey, Michele L. | 3 | WC |

| | | | | |
|----------------------------|-----------|----------------------|--------------|------------------------------------|
| Utilization % Color Codes: | Red < 25% | Blue < 50% | Green < 90% | Gold >= 90% |
| Capacity: | 55 | Students (Banner) | Description: | Multidisciplinary Center East/West |
| Stations: | 55 | Students (Fusion) | Division: | |
| Max Student Hrs: | 3,850 | Capacity * 70 Hrs/Wk | Room Use: | 110 Classroom |
| Use Factor: | 53 | Hrs/Week | Size: | 928 Sq. Feet |
| Occ Factor: | 37 | Students/Hr | TOP Code: | 009900 |
| State Benchmark: | 1,943 | Student Hours/Wk | TOP Title: | General Assignment |

Number of Students by Time and Day

| Time | Mon | Tues | Wed | Thur | Fri | Sat | Week |
|-------------------------------|------|------|------|------|-----|-----|-------|
| 0700 | 0 | 0 | 0 | 0 | 0 | 0 | 0 |
| 0730 | 0 | 0 | 0 | 0 | 0 | 0 | 0 |
| 0800 | 42 | 0 | 42 | 0 | 0 | 0 | 84 |
| 0830 | 42 | 0 | 42 | 0 | 0 | 0 | 84 |
| 0900 | 42 | 57 | 42 | 57 | 0 | 0 | 198 |
| 0930 | 0 | 57 | 0 | 57 | 0 | 0 | 114 |
| 1000 | 50 | 57 | 50 | 57 | 0 | 0 | 214 |
| 1030 | 50 | 59 | 50 | 59 | 0 | 0 | 218 |
| 1100 | 50 | 59 | 50 | 59 | 0 | 0 | 218 |
| 1130 | 53 | 59 | 53 | 59 | 0 | 0 | 224 |
| 1200 | 53 | 60 | 53 | 60 | 0 | 0 | 226 |
| 1230 | 53 | 60 | 53 | 60 | 0 | 0 | 226 |
| 1300 | 0 | 60 | 0 | 60 | 0 | 0 | 120 |
| 1330 | 49 | 49 | 49 | 49 | 0 | 0 | 196 |
| 1400 | 49 | 49 | 49 | 49 | 0 | 0 | 196 |
| 1430 | 49 | 49 | 49 | 49 | 0 | 0 | 196 |
| 1500 | 0 | 0 | 0 | 0 | 0 | 0 | 0 |
| 1530 | 0 | 0 | 0 | 0 | 0 | 0 | 0 |
| 1600 | 0 | 0 | 51 | 0 | 0 | 0 | 51 |
| 1630 | 0 | 0 | 51 | 0 | 0 | 0 | 51 |
| 1700 | 0 | 0 | 51 | 0 | 0 | 0 | 51 |
| 1730 | 0 | 0 | 51 | 0 | 0 | 0 | 51 |
| 1800 | 0 | 0 | 51 | 0 | 0 | 0 | 51 |
| 1830 | 0 | 0 | 51 | 0 | 0 | 0 | 51 |
| 1900 | 54 | 48 | 0 | 0 | 0 | 0 | 102 |
| 1930 | 54 | 48 | 0 | 0 | 0 | 0 | 102 |
| 2000 | 54 | 48 | 0 | 0 | 0 | 0 | 102 |
| 2030 | 54 | 48 | 0 | 0 | 0 | 0 | 102 |
| 2100 | 54 | 48 | 0 | 0 | 0 | 0 | 102 |
| 2130 | 54 | 48 | 0 | 0 | 0 | 0 | 102 |
| Total Student Seat 1/2 Hours: | 906 | 963 | 888 | 675 | 0 | 0 | 3,432 |
| Total Student Seat Hours: | 453 | 482 | 444 | 338 | 0 | 0 | 1,716 |
| % Max Student Hrs: | 59% | 63% | 58% | 44% | 0% | 0% | 45% |
| % State Benchmark: | 117% | 124% | 114% | 87% | 0% | 0% | 88% |

| CRN | Course | Enroll | Dates | Days | BTime | ETime | Instructor | Hrs | Type |
|-------|-----------|--------|------------|------|-------|-------|----------------------------|-----|------|
| 70931 | BIOL V29 | 42 | 8/19 12/18 | M W | 0800 | 0915 | Diaz de Leon, Elizabeth F. | 3 | WC |
| 71751 | SOC V04 | 57 | 8/19 12/18 | T R | 0900 | 1015 | Horigan, Andrea L. | 3 | WC |
| 71615 | PHIL V01 | 50 | 8/19 12/18 | M W | 1000 | 1115 | Mules, Ronald N. | 3 | WC |
| 70491 | HIST V07A | 59 | 8/19 12/18 | T R | 1030 | 1145 | Ward, Michael K. | 3 | WC |
| 70979 | ART V02A | 53 | 8/19 12/18 | M W | 1130 | 1245 | Bittl, Ann H. | 3 | WC |
| 75518 | SOC V01 | 60 | 8/19 12/18 | T R | 1200 | 1315 | Corrette, Nicholas S. | 3 | WC |
| 70566 | PSY V29 | 49 | 8/19 12/18 | T R | 1330 | 1445 | Pauley, Mark A. | 3 | WC |
| 70881 | PSY V01 | 49 | 8/19 12/18 | M W | 1330 | 1445 | Cushner, Michael J. | 3 | WC |
| 77371 | PSY V15 | 51 | 8/19 12/18 | W | 1600 | 1850 | Reinauer, Bruce J. | 3 | WC |
| 71862 | SOC V04 | 48 | 8/19 12/18 | T | 1900 | 2150 | Jones, J Allison | 3 | WC |
| 71723 | PSY V01 | 54 | 8/19 12/18 | M | 1900 | 2150 | Reinauer, Bruce J. | 3 | WC |


| | | | | |
|----------------------------|-----------|----------------------|--------------|------------------------------------|
| Utilization % Color Codes: | Red < 25% | Blue < 50% | Green < 90% | Gold >= 90% |
| Capacity: | 55 | Students (Banner) | Description: | Multidisciplinary Center East/West |
| Stations: | 55 | Students (Fusion) | Division: | |
| Max Student Hrs: | 3,850 | Capacity * 70 Hrs/Wk | Room Use: | 110 Classroom |
| Use Factor: | 53 | Hrs/Week | Size: | 928 Sq. Feet |
| Occ Factor: | 37 | Students/Hr | TOP Code: | 009900 |
| State Benchmark: | 1,943 | Student Hours/Wk | TOP Title: | General Assignment |

Number of Students by Time and Day

| Time | Mon | Tues | Wed | Thur | Fri | Sat | Week |
|-------------------------------|-----|------|-----|------|-----|-----|-------|
| 0700 | 0 | 0 | 0 | 0 | 0 | 0 | 0 |
| 0730 | 0 | 0 | 0 | 0 | 0 | 0 | 0 |
| 0800 | 29 | 29 | 29 | 29 | 0 | 0 | 116 |
| 0830 | 29 | 29 | 29 | 29 | 0 | 0 | 116 |
| 0900 | 29 | 29 | 29 | 29 | 0 | 0 | 116 |
| 0930 | 29 | 29 | 29 | 29 | 0 | 0 | 116 |
| 1000 | 44 | 44 | 44 | 44 | 0 | 0 | 176 |
| 1030 | 44 | 44 | 44 | 44 | 0 | 0 | 176 |
| 1100 | 44 | 44 | 44 | 44 | 0 | 0 | 176 |
| 1130 | 44 | 44 | 44 | 44 | 0 | 0 | 176 |
| 1200 | 0 | 0 | 0 | 0 | 0 | 0 | 0 |
| 1230 | 0 | 0 | 0 | 0 | 0 | 0 | 0 |
| 1300 | 0 | 0 | 0 | 0 | 0 | 0 | 0 |
| 1330 | 0 | 0 | 0 | 0 | 0 | 0 | 0 |
| 1400 | 0 | 0 | 0 | 0 | 0 | 0 | 0 |
| 1430 | 0 | 0 | 0 | 0 | 0 | 0 | 0 |
| 1500 | 0 | 0 | 0 | 0 | 0 | 0 | 0 |
| 1530 | 0 | 0 | 0 | 0 | 0 | 0 | 0 |
| 1600 | 0 | 0 | 0 | 0 | 0 | 0 | 0 |
| 1630 | 0 | 0 | 0 | 0 | 0 | 0 | 0 |
| 1700 | 0 | 0 | 0 | 0 | 0 | 0 | 0 |
| 1730 | 0 | 0 | 0 | 0 | 0 | 0 | 0 |
| 1800 | 0 | 47 | 0 | 47 | 0 | 0 | 94 |
| 1830 | 0 | 47 | 0 | 47 | 0 | 0 | 94 |
| 1900 | 0 | 47 | 0 | 47 | 0 | 0 | 94 |
| 1930 | 0 | 47 | 0 | 47 | 0 | 0 | 94 |
| 2000 | 0 | 47 | 0 | 47 | 0 | 0 | 94 |
| 2030 | 0 | 47 | 0 | 47 | 0 | 0 | 94 |
| 2100 | 0 | 47 | 0 | 47 | 0 | 0 | 94 |
| 2130 | 0 | 47 | 0 | 47 | 0 | 0 | 94 |
| Total Student Seat 1/2 Hours: | 292 | 668 | 292 | 668 | 0 | 0 | 1,920 |
| Total Student Seat Hours: | 146 | 334 | 146 | 334 | 0 | 0 | 960 |
| % Max Student Hrs: | 19% | 43% | 19% | 43% | 0% | 0% | 25% |
| % State Benchmark: | 38% | 86% | 38% | 86% | 0% | 0% | 49% |

| CRN | Course | Enroll | Dates | Days | BTime | ETime | Instructor | Hrs | Type |
|-------|-----------|--------|-----------|------|-------|-------|--------------------------|-----|------|
| 55591 | HIST V18B | 29 | 6/17 7/29 | MTWR | 0800 | 0950 | Ward, Michael K. | 8 | DC |
| 50199 | HED V93 | 44 | 6/17 7/29 | MTWR | 1000 | 1150 | Newton-Eliot, Maureen V. | 8 | DC |
| 55222 | HIST V07A | 47 | 6/18 7/30 | T R | 1800 | 2150 | Miller, Jeanne L. | 8 | DC |

Utilization % Color Codes:




| | | | | | |
|------------------|-------|----------------------|--------------|------------------------------------|-----------|
| Capacity: | 55 | Students (Banner) | Description: | Multidisciplinary Center East/West | |
| Stations: | 55 | Students (Fusion) | Division: | | |
| Max Student Hrs: | 3,850 | Capacity * 70 Hrs/Wk | Room Use: | 110 | Classroom |
| Use Factor: | 53 | Hrs/Week | Size: | 928 | Sq. Feet |
| Occ Factor: | 37 | Students/Hr | TOP Code: | 009900 | |
| State Benchmark: | 1,943 | Student Hours/Wk | TOP Title: | General Assignment | |

Number of Students by Time and Day

| Time | Mon | Tues | Wed | Thur | Fri | Sat | Week |
|-------------------------------|-----|------|------|------|-----|-----|-------|
| 0700 | 0 | 0 | 0 | 0 | 0 | 0 | 0 |
| 0730 | 44 | 49 | 44 | 49 | 44 | 0 | 230 |
| 0800 | 44 | 49 | 44 | 49 | 44 | 0 | 230 |
| 0830 | 0 | 49 | 0 | 49 | 0 | 0 | 98 |
| 0900 | 0 | 38 | 0 | 38 | 0 | 0 | 76 |
| 0930 | 43 | 38 | 43 | 38 | 43 | 0 | 205 |
| 1000 | 43 | 38 | 43 | 38 | 43 | 0 | 205 |
| 1030 | 38 | 48 | 38 | 48 | 38 | 0 | 210 |
| 1100 | 38 | 48 | 38 | 48 | 38 | 0 | 210 |
| 1130 | 27 | 48 | 27 | 48 | 27 | 0 | 177 |
| 1200 | 27 | 40 | 27 | 40 | 27 | 0 | 161 |
| 1230 | 0 | 40 | 0 | 40 | 0 | 0 | 80 |
| 1300 | 0 | 40 | 0 | 40 | 0 | 0 | 80 |
| 1330 | 0 | 46 | 0 | 46 | 0 | 0 | 92 |
| 1400 | 0 | 46 | 0 | 46 | 0 | 0 | 92 |
| 1430 | 0 | 46 | 0 | 46 | 0 | 0 | 92 |
| 1500 | 0 | 0 | 0 | 0 | 0 | 0 | 0 |
| 1530 | 0 | 0 | 0 | 0 | 0 | 0 | 0 |
| 1600 | 0 | 0 | 50 | 0 | 0 | 0 | 50 |
| 1630 | 0 | 0 | 50 | 0 | 0 | 0 | 50 |
| 1700 | 0 | 0 | 50 | 0 | 0 | 0 | 50 |
| 1730 | 0 | 0 | 50 | 0 | 0 | 0 | 50 |
| 1800 | 0 | 0 | 50 | 0 | 0 | 0 | 50 |
| 1830 | 0 | 0 | 50 | 0 | 0 | 0 | 50 |
| 1900 | 49 | 31 | 43 | 16 | 0 | 0 | 139 |
| 1930 | 49 | 31 | 43 | 16 | 0 | 0 | 139 |
| 2000 | 49 | 31 | 43 | 16 | 0 | 0 | 139 |
| 2030 | 49 | 31 | 43 | 16 | 0 | 0 | 139 |
| 2100 | 49 | 31 | 43 | 16 | 0 | 0 | 139 |
| 2130 | 49 | 31 | 43 | 16 | 0 | 0 | 139 |
| Total Student Seat 1/2 Hours: | 598 | 849 | 862 | 759 | 304 | 0 | 3,372 |
| Total Student Seat Hours: | 299 | 425 | 431 | 380 | 152 | 0 | 1,686 |
| % Max Student Hrs: | 39% | 55% | 56% | 49% | 20% | 0% | 44% |
| % State Benchmark: | 77% | 109% | 111% | 98% | 39% | 0% | 87% |

| CRN | Course | Enroll | Dates | Days | BTime | ETime | Instructor | Hrs | Type | |
|-------|-----------|--------|-------|------|-------|-------|------------|----------------------|------|----|
| 31275 | HIST V07A | 49 | 1/6 | 5/19 | T R | 0730 | 0845 | Addison, Kathleen E. | 3 | WC |
| 30536 | HIST V07A | 44 | 1/6 | 5/19 | M W F | 0730 | 0820 | Miller, Jeanne L. | 3 | WC |
| 30527 | HIST V03B | 26 | 1/6 | 5/19 | T R | 0900 | 1015 | Washington, Ola V. | 3 | WC |
| 33149 | AES V40B | 12 | 1/6 | 5/19 | T R | 0900 | 1015 | Washington, Ola V. | 3 | WC |
| 30389 | HIST V18A | 43 | 1/6 | 5/19 | M W F | 0930 | 1020 | Ward, Michael K. | 3 | WC |
| 30165 | HIST V18A | 48 | 1/6 | 5/19 | T R | 1030 | 1145 | Ward, Michael K. | 3 | WC |
| 39506 | HIST V01A | 38 | 1/6 | 5/19 | M W F | 1030 | 1120 | Gamboa, Miguel A. | 3 | WC |
| 30025 | CHST V01 | 18 | 1/6 | 5/19 | M W F | 1130 | 1220 | Rocha, Jesus | 3 | WC |
| 33023 | AES V20 | 9 | 1/6 | 5/19 | M W F | 1130 | 1220 | Rocha, Jesus | 3 | WC |
| 31424 | HIST V01A | 40 | 1/6 | 5/19 | T R | 1200 | 1315 | Addison, Kathleen E. | 3 | WC |
| 30872 | HIST V07A | 46 | 1/6 | 5/19 | T R | 1330 | 1445 | Cunningham, Gary L. | 3 | WC |
| 32068 | PSY V05 | 50 | 1/6 | 5/19 | W | 1600 | 1850 | Reinauer, Bruce J. | 3 | WC |
| 32428 | AES V20 | 2 | 1/6 | 5/19 | R | 1900 | 2150 | Valadez, Veronica | 3 | WC |
| 32426 | CHST V01 | 14 | 1/6 | 5/19 | R | 1900 | 2150 | Valadez, Veronica | 3 | WC |
| 30176 | ECON V01B | 43 | 1/6 | 5/19 | W | 1900 | 2150 | Bohan, Philip K. | 3 | WC |
| 30133 | ECON V01A | 31 | 1/6 | 5/19 | T | 1900 | 2150 | Bohan, Philip K. | 3 | WC |
| 32976 | SOC V01 | 49 | 1/6 | 5/19 | M | 1900 | 2150 | Chen, Albert Y. | 3 | WC |

Utilization % Color Codes:



| | | | | | |
|------------------|-------|----------------------|--------------|------------------------------------|-----------|
| Capacity: | 55 | Students (Banner) | Description: | Multidisciplinary Center East/West | |
| Stations: | 55 | Students (Fusion) | Division: | | |
| Max Student Hrs: | 3,850 | Capacity * 70 Hrs/Wk | Room Use: | 110 | Classroom |
| Use Factor: | 53 | Hrs/Week | Size: | 928 | Sq. Feet |
| Occ Factor: | 37 | Students/Hr | TOP Code: | 009900 | |
| State Benchmark: | 1,943 | Student Hours/Wk | TOP Title: | General Assignment | |

Number of Students by Time and Day

| Time | Mon | Tues | Wed | Thur | Fri | Sat | Week |
|-------------------------------|-----|------|-----|------|-----|-----|-------|
| 0700 | 0 | 0 | 0 | 0 | 0 | 0 | 0 |
| 0730 | 0 | 55 | 0 | 55 | 0 | 0 | 110 |
| 0800 | 0 | 55 | 0 | 55 | 0 | 0 | 110 |
| 0830 | 45 | 55 | 45 | 55 | 45 | 0 | 245 |
| 0900 | 45 | 38 | 45 | 38 | 45 | 0 | 211 |
| 0930 | 47 | 38 | 47 | 38 | 47 | 0 | 217 |
| 1000 | 47 | 38 | 47 | 38 | 47 | 0 | 217 |
| 1030 | 55 | 54 | 55 | 54 | 55 | 0 | 273 |
| 1100 | 55 | 54 | 55 | 54 | 55 | 0 | 273 |
| 1130 | 53 | 54 | 53 | 54 | 0 | 0 | 214 |
| 1200 | 53 | 48 | 53 | 48 | 0 | 0 | 202 |
| 1230 | 53 | 48 | 53 | 48 | 0 | 0 | 202 |
| 1300 | 0 | 48 | 0 | 48 | 0 | 0 | 96 |
| 1330 | 0 | 0 | 0 | 0 | 0 | 0 | 0 |
| 1400 | 0 | 0 | 0 | 0 | 0 | 0 | 0 |
| 1430 | 0 | 0 | 0 | 0 | 0 | 0 | 0 |
| 1500 | 0 | 0 | 0 | 0 | 0 | 0 | 0 |
| 1530 | 0 | 0 | 0 | 0 | 0 | 0 | 0 |
| 1600 | 0 | 0 | 0 | 0 | 0 | 0 | 0 |
| 1630 | 0 | 0 | 0 | 0 | 0 | 0 | 0 |
| 1700 | 0 | 0 | 0 | 0 | 0 | 0 | 0 |
| 1730 | 27 | 0 | 0 | 0 | 0 | 0 | 27 |
| 1800 | 27 | 0 | 0 | 0 | 0 | 0 | 27 |
| 1830 | 27 | 0 | 0 | 0 | 0 | 0 | 27 |
| 1900 | 27 | 43 | 45 | 0 | 0 | 0 | 115 |
| 1930 | 27 | 43 | 45 | 0 | 0 | 0 | 115 |
| 2000 | 27 | 43 | 45 | 0 | 0 | 0 | 115 |
| 2030 | 0 | 43 | 45 | 0 | 0 | 0 | 88 |
| 2100 | 0 | 43 | 45 | 0 | 0 | 0 | 88 |
| 2130 | 0 | 43 | 45 | 0 | 0 | 0 | 88 |
| Total Student Seat 1/2 Hours: | 615 | 843 | 723 | 585 | 294 | 0 | 3,060 |
| Total Student Seat Hours: | 308 | 422 | 362 | 293 | 147 | 0 | 1,530 |
| % Max Student Hrs: | 40% | 55% | 47% | 38% | 19% | 0% | 40% |
| % State Benchmark: | 79% | 108% | 93% | 75% | 38% | 0% | 79% |

| CRN | Course | Enroll | Dates | Days | BTime | ETime | Instructor | Hrs | Type |
|-------|-----------|--------|------------|-------|-------|-------|-----------------------|-----|------|
| 71606 | HIST V01A | 55 | 8/19 12/18 | T R | 0730 | 0845 | Ward, Michael K. | 3 | WC |
| 70787 | AES V22 | 12 | 8/19 12/18 | M W F | 0830 | 0920 | Sanchez, Tomas D. | 3 | WC |
| 70674 | HIST V12 | 33 | 8/19 12/18 | M W F | 0830 | 0920 | Sanchez, Tomas D. | 3 | WC |
| 71984 | HIST V01B | 38 | 8/19 12/18 | T R | 0900 | 1015 | Corbett, Paul S. | 3 | WC |
| 70242 | HIST V18A | 47 | 8/19 12/18 | M W F | 0930 | 1020 | Ward, Michael K. | 3 | WC |
| 71719 | PSY V15 | 54 | 8/19 12/18 | T R | 1030 | 1145 | Cushner, Michael J. | 3 | WC |
| 70107 | HIST V12 | 40 | 8/19 12/18 | M W F | 1030 | 1120 | Sanchez, Tomas D. | 3 | WC |
| 70036 | AES V22 | 15 | 8/19 12/18 | M W F | 1030 | 1120 | Sanchez, Tomas D. | 3 | WC |
| 71749 | SOC V03 | 41 | 8/19 12/18 | M W | 1130 | 1245 | Corrette, Nicholas S. | 3 | WC |
| 70549 | AES V11 | 12 | 8/19 12/18 | M W | 1130 | 1245 | Corrette, Nicholas S. | 3 | WC |
| 71228 | HED V93 | 48 | 8/19 12/18 | T R | 1200 | 1315 | McClain, Constance K. | 3 | WC |
| 71244 | HED V95 | 27 | 8/19 12/18 | M | 1730 | 2020 | Vandermay, Diane L. | 3 | WC |
| 73911 | AES V20 | 22 | 8/19 12/18 | W | 1900 | 2150 | Saiz, Benjamin F. | 3 | WC |
| 71959 | CHST V01 | 23 | 8/19 12/18 | W | 1900 | 2150 | Saiz, Benjamin F. | 3 | WC |
| 71533 | ECON V01B | 43 | 8/19 12/18 | T | 1900 | 2150 | Bohan, Philip K. | 3 | WC |

Utilization % Color Codes:

| | | | |
|-----------|------------|-------------|-------------|
| Red < 25% | Blue < 50% | Green < 90% | Gold >= 90% |
|-----------|------------|-------------|-------------|

| | | | | | |
|------------------|-------|----------------------|--------------|------------------------------------|-----------|
| Capacity: | 55 | Students (Banner) | Description: | Multidisciplinary Center East/West | |
| Stations: | 55 | Students (Fusion) | Division: | | |
| Max Student Hrs: | 3,850 | Capacity * 70 Hrs/Wk | Room Use: | 110 | Classroom |
| Use Factor: | 53 | Hrs/Week | Size: | 928 | Sq. Feet |
| Occ Factor: | 37 | Students/Hr | TOP Code: | 009900 | |
| State Benchmark: | 1,943 | Student Hours/Wk | TOP Title: | General Assignment | |

Number of Students by Time and Day

| Time | Mon | Tues | Wed | Thur | Fri | Sat | Week |
|-------------------------------|-----|------|-----|------|-----|-----|-------|
| 0700 | 0 | 0 | 0 | 0 | 0 | 0 | 0 |
| 0730 | 0 | 0 | 0 | 0 | 0 | 0 | 0 |
| 0800 | 44 | 44 | 44 | 44 | 0 | 0 | 176 |
| 0830 | 44 | 44 | 44 | 44 | 0 | 0 | 176 |
| 0900 | 44 | 44 | 44 | 44 | 0 | 0 | 176 |
| 0930 | 44 | 44 | 44 | 44 | 0 | 0 | 176 |
| 1000 | 49 | 49 | 49 | 49 | 0 | 0 | 196 |
| 1030 | 49 | 49 | 49 | 49 | 0 | 0 | 196 |
| 1100 | 49 | 49 | 49 | 49 | 0 | 0 | 196 |
| 1130 | 49 | 49 | 49 | 49 | 0 | 0 | 196 |
| 1200 | 0 | 0 | 0 | 0 | 0 | 0 | 0 |
| 1230 | 0 | 0 | 0 | 0 | 0 | 0 | 0 |
| 1300 | 0 | 0 | 0 | 0 | 0 | 0 | 0 |
| 1330 | 0 | 0 | 0 | 0 | 0 | 0 | 0 |
| 1400 | 0 | 0 | 0 | 0 | 0 | 0 | 0 |
| 1430 | 0 | 0 | 0 | 0 | 0 | 0 | 0 |
| 1500 | 0 | 0 | 0 | 0 | 0 | 0 | 0 |
| 1530 | 0 | 0 | 0 | 0 | 0 | 0 | 0 |
| 1600 | 0 | 0 | 0 | 0 | 0 | 0 | 0 |
| 1630 | 0 | 0 | 0 | 0 | 0 | 0 | 0 |
| 1700 | 0 | 0 | 0 | 0 | 0 | 0 | 0 |
| 1730 | 0 | 0 | 0 | 0 | 0 | 0 | 0 |
| 1800 | 39 | 0 | 39 | 0 | 0 | 0 | 78 |
| 1830 | 39 | 0 | 39 | 0 | 0 | 0 | 78 |
| 1900 | 39 | 0 | 39 | 0 | 0 | 0 | 78 |
| 1930 | 39 | 0 | 39 | 0 | 0 | 0 | 78 |
| 2000 | 39 | 0 | 39 | 0 | 0 | 0 | 78 |
| 2030 | 39 | 0 | 39 | 0 | 0 | 0 | 78 |
| 2100 | 39 | 0 | 39 | 0 | 0 | 0 | 78 |
| 2130 | 39 | 0 | 39 | 0 | 0 | 0 | 78 |
| Total Student Seat 1/2 Hours: | 684 | 372 | 684 | 372 | 0 | 0 | 2,112 |
| Total Student Seat Hours: | 342 | 186 | 342 | 186 | 0 | 0 | 1,056 |
| % Max Student Hrs: | 44% | 24% | 44% | 24% | 0% | 0% | 27% |
| % State Benchmark: | 88% | 48% | 88% | 48% | 0% | 0% | 54% |

| CRN | Course | Enroll | Dates | Days | BTime | ETime | Instructor | Hrs | Type |
|-------|----------|--------|-----------|------|-------|-------|--------------------------|-----|------|
| 50096 | HED V93 | 44 | 6/17 7/29 | MTWR | 0800 | 0950 | Newton-Eliot, Maureen V. | 8 | DC |
| 50618 | SOC V03 | 37 | 6/17 7/29 | MTWR | 1000 | 1150 | Corrette, Nicholas S. | 8 | DC |
| 50427 | AES V11 | 12 | 6/17 7/29 | MTWR | 1000 | 1150 | Corrette, Nicholas S. | 8 | DC |
| 54656 | AES V20 | 18 | 6/17 7/24 | M W | 1800 | 2150 | Saiz, Benjamin F. | 8 | DC |
| 54655 | CHST V01 | 21 | 6/17 7/24 | M W | 1800 | 2150 | Saiz, Benjamin F. | 8 | DC |

| | | | | |
|----------------------------|-----------|----------------------|--------------|------------------------------------|
| Utilization % Color Codes: | Red < 25% | Blue < 50% | Green < 90% | Gold >= 90% |
| Capacity: | 58 | Students (Banner) | Description: | Multidisciplinary Center East/West |
| Stations: | 58 | Students (Fusion) | Division: | |
| Max Student Hrs: | 4,060 | Capacity * 70 Hrs/Wk | Room Use: | 110 Classroom |
| Use Factor: | 53 | Hrs/Week | Size: | 928 Sq. Feet |
| Occ Factor: | 39 | Students/Hr | TOP Code: | 009900 |
| State Benchmark: | 2,049 | Student Hours/Wk | TOP Title: | General Assignment |

Number of Students by Time and Day

| Time | Mon | Tues | Wed | Thur | Fri | Sat | Week |
|-------------------------------|-----|------|-----|------|-----|-----|------|
| 0700 | 0 | 0 | 0 | 0 | 0 | 0 | 0 |
| 0730 | 0 | 0 | 0 | 0 | 0 | 0 | 0 |
| 0800 | 0 | 0 | 0 | 0 | 0 | 0 | 0 |
| 0830 | 0 | 0 | 0 | 0 | 0 | 0 | 0 |
| 0900 | 0 | 30 | 0 | 30 | 0 | 0 | 60 |
| 0930 | 29 | 30 | 29 | 30 | 29 | 0 | 147 |
| 1000 | 29 | 30 | 29 | 30 | 29 | 0 | 147 |
| 1030 | 0 | 30 | 0 | 30 | 0 | 0 | 60 |
| 1100 | 0 | 30 | 0 | 30 | 0 | 0 | 60 |
| 1130 | 0 | 30 | 0 | 30 | 0 | 0 | 60 |
| 1200 | 0 | 0 | 0 | 0 | 0 | 0 | 0 |
| 1230 | 0 | 0 | 0 | 0 | 0 | 0 | 0 |
| 1300 | 0 | 0 | 0 | 0 | 0 | 0 | 0 |
| 1330 | 0 | 0 | 0 | 0 | 0 | 0 | 0 |
| 1400 | 0 | 0 | 0 | 0 | 0 | 0 | 0 |
| 1430 | 0 | 0 | 0 | 0 | 0 | 0 | 0 |
| 1500 | 0 | 0 | 0 | 0 | 0 | 0 | 0 |
| 1530 | 0 | 0 | 0 | 0 | 0 | 0 | 0 |
| 1600 | 0 | 0 | 0 | 0 | 0 | 0 | 0 |
| 1630 | 0 | 0 | 0 | 0 | 0 | 0 | 0 |
| 1700 | 0 | 0 | 0 | 0 | 0 | 0 | 0 |
| 1730 | 0 | 0 | 0 | 0 | 0 | 0 | 0 |
| 1800 | 0 | 0 | 0 | 0 | 0 | 0 | 0 |
| 1830 | 0 | 0 | 0 | 0 | 0 | 0 | 0 |
| 1900 | 0 | 0 | 0 | 0 | 0 | 0 | 0 |
| 1930 | 0 | 0 | 0 | 0 | 0 | 0 | 0 |
| 2000 | 0 | 0 | 0 | 0 | 0 | 0 | 0 |
| 2030 | 0 | 0 | 0 | 0 | 0 | 0 | 0 |
| 2100 | 0 | 0 | 0 | 0 | 0 | 0 | 0 |
| 2130 | 0 | 0 | 0 | 0 | 0 | 0 | 0 |
| Total Student Seat 1/2 Hours: | 58 | 180 | 58 | 180 | 58 | 0 | 534 |
| Total Student Seat Hours: | 29 | 90 | 29 | 90 | 29 | 0 | 267 |
| % Max Student Hrs: | 4% | 11% | 4% | 11% | 4% | 0% | 7% |
| % State Benchmark: | 7% | 22% | 7% | 22% | 7% | 0% | 13% |

| CRN | Course | Enroll | Dates | Days | BTime | ETime | Instructor | Hrs | Type |
|-------|-----------|--------|-------|------|-------|-------|------------|--------------------|------|
| 31951 | ENGL V01B | 30 | 1/6 | 5/19 | T R | 0900 | 1015 | Ventura, Deborah | 3 WC |
| 30538 | HIST V07A | 29 | 1/6 | 5/19 | M W F | 0930 | 1020 | Coffey, Colleen M. | 3 WC |
| 30369 | ENGL V01B | 30 | 1/6 | 5/19 | T R | 1030 | 1145 | Ventura, Deborah | 3 WC |

| | | | | |
|----------------------------|-----------|----------------------|--------------|------------------------------------|
| Utilization % Color Codes: | Red < 25% | Blue < 50% | Green < 90% | Gold >= 90% |
| Capacity: | 58 | Students (Banner) | Description: | Multidisciplinary Center East/West |
| Stations: | 58 | Students (Fusion) | Division: | |
| Max Student Hrs: | 4,060 | Capacity * 70 Hrs/Wk | Room Use: | 110 Classroom |
| Use Factor: | 53 | Hrs/Week | Size: | 928 Sq. Feet |
| Occ Factor: | 39 | Students/Hr | TOP Code: | 009900 |
| State Benchmark: | 2,049 | Student Hours/Wk | TOP Title: | General Assignment |

Number of Students by Time and Day

| Time | Mon | Tues | Wed | Thur | Fri | Sat | Week |
|-------------------------------|-----|------|-----|------|-----|-----|------|
| 0700 | 0 | 0 | 0 | 0 | 0 | 0 | 0 |
| 0730 | 0 | 0 | 0 | 0 | 0 | 0 | 0 |
| 0800 | 0 | 0 | 0 | 0 | 0 | 0 | 0 |
| 0830 | 0 | 0 | 0 | 0 | 0 | 0 | 0 |
| 0900 | 0 | 0 | 0 | 0 | 0 | 0 | 0 |
| 0930 | 0 | 0 | 0 | 0 | 0 | 0 | 0 |
| 1000 | 0 | 0 | 0 | 0 | 0 | 0 | 0 |
| 1030 | 0 | 0 | 0 | 0 | 0 | 0 | 0 |
| 1100 | 0 | 0 | 0 | 0 | 0 | 0 | 0 |
| 1130 | 0 | 11 | 0 | 11 | 0 | 0 | 22 |
| 1200 | 0 | 11 | 0 | 11 | 0 | 0 | 22 |
| 1230 | 0 | 11 | 0 | 11 | 0 | 0 | 22 |
| 1300 | 0 | 11 | 0 | 11 | 0 | 0 | 22 |
| 1330 | 0 | 11 | 0 | 11 | 0 | 0 | 22 |
| 1400 | 0 | 0 | 0 | 0 | 0 | 0 | 0 |
| 1430 | 0 | 0 | 0 | 0 | 0 | 0 | 0 |
| 1500 | 0 | 0 | 0 | 0 | 0 | 0 | 0 |
| 1530 | 0 | 0 | 0 | 0 | 0 | 0 | 0 |
| 1600 | 0 | 0 | 0 | 0 | 0 | 0 | 0 |
| 1630 | 0 | 0 | 0 | 0 | 0 | 0 | 0 |
| 1700 | 0 | 0 | 0 | 0 | 0 | 0 | 0 |
| 1730 | 0 | 0 | 0 | 0 | 0 | 0 | 0 |
| 1800 | 0 | 0 | 0 | 0 | 0 | 0 | 0 |
| 1830 | 0 | 0 | 0 | 0 | 0 | 0 | 0 |
| 1900 | 0 | 0 | 0 | 0 | 0 | 0 | 0 |
| 1930 | 0 | 0 | 0 | 0 | 0 | 0 | 0 |
| 2000 | 0 | 0 | 0 | 0 | 0 | 0 | 0 |
| 2030 | 0 | 0 | 0 | 0 | 0 | 0 | 0 |
| 2100 | 0 | 0 | 0 | 0 | 0 | 0 | 0 |
| 2130 | 0 | 0 | 0 | 0 | 0 | 0 | 0 |
| Total Student Seat 1/2 Hours: | 0 | 55 | 0 | 55 | 0 | 0 | 110 |
| Total Student Seat Hours: | 0 | 28 | 0 | 28 | 0 | 0 | 55 |
| % Max Student Hrs: | 0% | 3% | 0% | 3% | 0% | 0% | 1% |
| % State Benchmark: | 0% | 7% | 0% | 7% | 0% | 0% | 3% |

| CRN | Course | Enroll | Dates | Days | BTime | ETime | Instructor | Hrs | Type |
|-------|----------|--------|------------|------|-------|-------|------------------|-----|------|
| 71306 | ENGM V51 | 11 | 8/19 12/18 | T R | 1130 | 1345 | Zelman, Nancy E. | 5 | WC |

| | | | | |
|----------------------------|-----------|----------------------|--------------|------------------------------------|
| Utilization % Color Codes: | Red < 25% | Blue < 50% | Green < 90% | Gold >= 90% |
| Capacity: | 27 | Students (Banner) | Description: | Multidisciplinary Center East/West |
| Stations: | 27 | Students (Fusion) | Division: | |
| Max Student Hrs: | 1,890 | Capacity * 70 Hrs/Wk | Room Use: | 110 Classroom |
| Use Factor: | 53 | Hrs/Week | Size: | 475 Sq. Feet |
| Occ Factor: | 18 | Students/Hr | TOP Code: | 009900 |
| State Benchmark: | 954 | Student Hours/Wk | TOP Title: | General Assignment |

Number of Students by Time and Day

| Time | Mon | Tues | Wed | Thur | Fri | Sat | Week |
|-------------------------------|------|------|-----|------|-----|-----|-------|
| 0700 | 0 | 0 | 0 | 0 | 0 | 0 | 0 |
| 0730 | 0 | 0 | 0 | 0 | 0 | 0 | 0 |
| 0800 | 0 | 0 | 0 | 0 | 0 | 0 | 0 |
| 0830 | 0 | 0 | 0 | 0 | 0 | 0 | 0 |
| 0900 | 31 | 30 | 31 | 30 | 0 | 0 | 122 |
| 0930 | 31 | 30 | 31 | 30 | 0 | 0 | 122 |
| 1000 | 31 | 30 | 31 | 30 | 0 | 0 | 122 |
| 1030 | 30 | 30 | 30 | 30 | 0 | 0 | 120 |
| 1100 | 30 | 30 | 30 | 30 | 0 | 0 | 120 |
| 1130 | 30 | 30 | 30 | 30 | 0 | 0 | 120 |
| 1200 | 32 | 33 | 32 | 33 | 0 | 0 | 130 |
| 1230 | 32 | 33 | 32 | 33 | 0 | 0 | 130 |
| 1300 | 32 | 33 | 32 | 33 | 0 | 0 | 130 |
| 1330 | 0 | 0 | 0 | 0 | 0 | 0 | 0 |
| 1400 | 0 | 0 | 0 | 0 | 0 | 0 | 0 |
| 1430 | 0 | 0 | 0 | 0 | 0 | 0 | 0 |
| 1500 | 0 | 0 | 0 | 0 | 0 | 0 | 0 |
| 1530 | 0 | 0 | 0 | 0 | 0 | 0 | 0 |
| 1600 | 31 | 26 | 0 | 26 | 0 | 0 | 83 |
| 1630 | 31 | 26 | 0 | 26 | 0 | 0 | 83 |
| 1700 | 31 | 26 | 0 | 26 | 0 | 0 | 83 |
| 1730 | 31 | 26 | 0 | 26 | 0 | 0 | 83 |
| 1800 | 31 | 26 | 0 | 26 | 0 | 0 | 83 |
| 1830 | 31 | 0 | 0 | 0 | 0 | 0 | 31 |
| 1900 | 0 | 0 | 0 | 24 | 0 | 0 | 24 |
| 1930 | 0 | 0 | 0 | 24 | 0 | 0 | 24 |
| 2000 | 0 | 0 | 0 | 24 | 0 | 0 | 24 |
| 2030 | 0 | 0 | 0 | 24 | 0 | 0 | 24 |
| 2100 | 0 | 0 | 0 | 24 | 0 | 0 | 24 |
| 2130 | 0 | 0 | 0 | 24 | 0 | 0 | 24 |
| Total Student Seat 1/2 Hours: | 465 | 409 | 279 | 553 | 0 | 0 | 1,706 |
| Total Student Seat Hours: | 233 | 205 | 140 | 277 | 0 | 0 | 853 |
| % Max Student Hrs: | 62% | 54% | 37% | 73% | 0% | 0% | 45% |
| % State Benchmark: | 122% | 107% | 73% | 145% | 0% | 0% | 89% |

| CRN | Course | Enroll | Dates | Days | BTime | ETime | Instructor | Hrs | Type |
|-------|----------|--------|-------|------|-------|-------|------------|---------------------|------|
| 31986 | COMM V01 | 30 | 1/6 | 5/19 | T R | 0900 | 1015 | Sloan Graham, Stacy | 3 WC |
| 32000 | COMM V01 | 31 | 1/6 | 5/19 | M W | 0900 | 1015 | Sloan Graham, Stacy | 3 WC |
| 31992 | COMM V01 | 30 | 1/6 | 5/19 | T R | 1030 | 1145 | Sloan Graham, Stacy | 3 WC |
| 30582 | COMM V01 | 30 | 1/6 | 5/19 | M W | 1030 | 1145 | Sloan Graham, Stacy | 3 WC |
| 30449 | COMM V03 | 33 | 1/6 | 5/19 | T R | 1200 | 1315 | Sloan Graham, Stacy | 3 WC |
| 32047 | COMM V15 | 32 | 1/6 | 5/19 | M W | 1200 | 1315 | Sloan Graham, Stacy | 3 WC |
| 30148 | SPAN V03 | 26 | 1/6 | 5/19 | T R | 1600 | 1815 | Lopez, Mariano L. | 5 WC |
| 30105 | COMM V15 | 31 | 1/6 | 5/19 | M | 1600 | 1850 | Sloan Graham, Stacy | 3 WC |
| 30078 | BUS V53 | 24 | 1/6 | 5/19 | R | 1900 | 2150 | Spencer, James L. | 3 WC |


| | | | | |
|----------------------------|-----------|----------------------|--------------|------------------------------------|
| Utilization % Color Codes: | Red < 25% | Blue < 50% | Green < 90% | Gold >= 90% |
| Capacity: | 27 | Students (Banner) | Description: | Multidisciplinary Center East/West |
| Stations: | 27 | Students (Fusion) | Division: | |
| Max Student Hrs: | 1,890 | Capacity * 70 Hrs/Wk | Room Use: | 110 Classroom |
| Use Factor: | 53 | Hrs/Week | Size: | 475 Sq. Feet |
| Occ Factor: | 18 | Students/Hr | TOP Code: | 009900 |
| State Benchmark: | 954 | Student Hours/Wk | TOP Title: | General Assignment |

Number of Students by Time and Day

| Time | Mon | Tues | Wed | Thur | Fri | Sat | Week |
|-------------------------------|-----|------|-----|------|-----|-----|-------|
| 0700 | 0 | 0 | 0 | 0 | 0 | 0 | 0 |
| 0730 | 0 | 0 | 0 | 0 | 0 | 0 | 0 |
| 0800 | 0 | 0 | 0 | 0 | 0 | 0 | 0 |
| 0830 | 0 | 0 | 0 | 0 | 0 | 0 | 0 |
| 0900 | 32 | 31 | 32 | 31 | 0 | 0 | 126 |
| 0930 | 32 | 31 | 32 | 31 | 0 | 0 | 126 |
| 1000 | 32 | 31 | 32 | 31 | 0 | 0 | 126 |
| 1030 | 30 | 29 | 30 | 29 | 0 | 0 | 118 |
| 1100 | 30 | 29 | 30 | 29 | 0 | 0 | 118 |
| 1130 | 30 | 29 | 30 | 29 | 0 | 0 | 118 |
| 1200 | 0 | 0 | 0 | 0 | 0 | 0 | 0 |
| 1230 | 32 | 0 | 32 | 0 | 32 | 0 | 96 |
| 1300 | 32 | 0 | 32 | 0 | 32 | 0 | 96 |
| 1330 | 0 | 0 | 0 | 0 | 0 | 0 | 0 |
| 1400 | 0 | 0 | 0 | 0 | 0 | 0 | 0 |
| 1430 | 0 | 0 | 0 | 0 | 0 | 0 | 0 |
| 1500 | 0 | 0 | 0 | 0 | 0 | 0 | 0 |
| 1530 | 0 | 0 | 0 | 0 | 0 | 0 | 0 |
| 1600 | 0 | 32 | 0 | 0 | 0 | 0 | 32 |
| 1630 | 0 | 32 | 0 | 0 | 0 | 0 | 32 |
| 1700 | 0 | 32 | 0 | 0 | 0 | 0 | 32 |
| 1730 | 0 | 32 | 0 | 0 | 0 | 0 | 32 |
| 1800 | 0 | 32 | 0 | 0 | 0 | 0 | 32 |
| 1830 | 0 | 32 | 0 | 0 | 0 | 0 | 32 |
| 1900 | 0 | 31 | 0 | 33 | 0 | 0 | 64 |
| 1930 | 0 | 31 | 0 | 33 | 0 | 0 | 64 |
| 2000 | 0 | 31 | 0 | 33 | 0 | 0 | 64 |
| 2030 | 0 | 31 | 0 | 33 | 0 | 0 | 64 |
| 2100 | 0 | 31 | 0 | 33 | 0 | 0 | 64 |
| 2130 | 0 | 31 | 0 | 33 | 0 | 0 | 64 |
| Total Student Seat 1/2 Hours: | 250 | 558 | 250 | 378 | 64 | 0 | 1,500 |
| Total Student Seat Hours: | 125 | 279 | 125 | 189 | 32 | 0 | 750 |
| % Max Student Hrs: | 33% | 74% | 33% | 50% | 8% | 0% | 40% |
| % State Benchmark: | 66% | 146% | 66% | 99% | 17% | 0% | 79% |

| CRN | Course | Enroll | Dates | Days | BTime | ETime | Instructor | Hrs | Type |
|-------|-----------|--------|------------|-------|-------|-------|--------------------|-----|------|
| 71134 | COMM V01 | 31 | 8/19 12/18 | T R | 0900 | 1015 | Maritato, James F. | 3 | WC |
| 71923 | COMM V01 | 32 | 8/19 12/18 | M W | 0900 | 1015 | Maritato, James F. | 3 | WC |
| 71042 | COMM V10 | 29 | 8/19 12/18 | T R | 1030 | 1145 | Maritato, James F. | 3 | WC |
| 70697 | COMM V01 | 30 | 8/19 12/18 | M W | 1030 | 1145 | Maritato, James F. | 3 | WC |
| 70253 | HIST V18B | 32 | 8/19 12/18 | M W F | 1230 | 1320 | Ward, Michael K. | 3 | WC |
| 72015 | COMM V01 | 32 | 8/19 12/18 | T | 1600 | 1850 | Peterson, Gary L. | 3 | WC |
| 71967 | COMM V01 | 33 | 8/19 12/18 | R | 1900 | 2150 | Peterson, Gary L. | 3 | WC |
| 71343 | COMM V10 | 31 | 8/19 12/18 | T | 1900 | 2150 | Peterson, Gary L. | 3 | WC |

Utilization % Color Codes:



| | | | | | |
|------------------|-------|----------------------|--------------|------------------------------------|-----------|
| Capacity: | 33 | Students (Banner) | Description: | Multidisciplinary Center East/West | |
| Stations: | 33 | Students (Fusion) | Division: | | |
| Max Student Hrs: | 2,310 | Capacity * 70 Hrs/Wk | Room Use: | 110 | Classroom |
| Use Factor: | 53 | Hrs/Week | Size: | 638 | Sq. Feet |
| Occ Factor: | 22 | Students/Hr | TOP Code: | 009900 | |
| State Benchmark: | 1,166 | Student Hours/Wk | TOP Title: | General Assignment | |

Number of Students by Time and Day

| Time | Mon | Tues | Wed | Thur | Fri | Sat | Week |
|-------------------------------|------|------|------|------|-----|-----|-------|
| 0700 | 0 | 0 | 0 | 0 | 0 | 0 | 0 |
| 0730 | 0 | 0 | 0 | 0 | 0 | 0 | 0 |
| 0800 | 0 | 0 | 0 | 0 | 0 | 0 | 0 |
| 0830 | 29 | 0 | 29 | 0 | 29 | 0 | 87 |
| 0900 | 29 | 0 | 29 | 0 | 29 | 0 | 87 |
| 0930 | 29 | 0 | 29 | 0 | 29 | 0 | 87 |
| 1000 | 29 | 0 | 29 | 0 | 29 | 0 | 87 |
| 1030 | 27 | 0 | 27 | 0 | 27 | 0 | 81 |
| 1100 | 27 | 0 | 27 | 0 | 27 | 0 | 81 |
| 1130 | 29 | 26 | 29 | 26 | 29 | 0 | 139 |
| 1200 | 29 | 26 | 29 | 26 | 29 | 0 | 139 |
| 1230 | 29 | 26 | 29 | 26 | 29 | 0 | 139 |
| 1300 | 29 | 0 | 29 | 0 | 29 | 0 | 87 |
| 1330 | 27 | 28 | 27 | 28 | 0 | 0 | 110 |
| 1400 | 27 | 28 | 27 | 28 | 0 | 0 | 110 |
| 1430 | 27 | 28 | 27 | 28 | 0 | 0 | 110 |
| 1500 | 0 | 29 | 0 | 29 | 0 | 0 | 58 |
| 1530 | 0 | 29 | 0 | 29 | 0 | 0 | 58 |
| 1600 | 0 | 29 | 0 | 29 | 0 | 0 | 58 |
| 1630 | 0 | 0 | 0 | 0 | 0 | 0 | 0 |
| 1700 | 0 | 0 | 0 | 0 | 0 | 0 | 0 |
| 1730 | 0 | 0 | 0 | 0 | 0 | 0 | 0 |
| 1800 | 14 | 0 | 0 | 0 | 0 | 0 | 14 |
| 1830 | 14 | 0 | 0 | 0 | 0 | 0 | 14 |
| 1900 | 14 | 0 | 25 | 0 | 0 | 0 | 39 |
| 1930 | 14 | 0 | 25 | 0 | 0 | 0 | 39 |
| 2000 | 14 | 0 | 25 | 0 | 0 | 0 | 39 |
| 2030 | 14 | 0 | 25 | 0 | 0 | 0 | 39 |
| 2100 | 14 | 0 | 25 | 0 | 0 | 0 | 39 |
| 2130 | 14 | 0 | 25 | 0 | 0 | 0 | 39 |
| Total Student Seat 1/2 Hours: | 479 | 249 | 517 | 249 | 286 | 0 | 1,780 |
| Total Student Seat Hours: | 240 | 125 | 259 | 125 | 143 | 0 | 890 |
| % Max Student Hrs: | 52% | 27% | 56% | 27% | 31% | 0% | 39% |
| % State Benchmark: | 103% | 53% | 111% | 53% | 61% | 0% | 76% |

| CRN | Course | Enroll | Dates | Days | BTime | ETime | Instructor | Hrs | Type | |
|-------|-----------|--------|-------|------|-------|-------|------------|----------------------|------|----|
| 30370 | ENGL V01B | 29 | 1/6 | 5/19 | M W F | 0830 | 0920 | Spitler, Emily P. | 3 | WC |
| 31897 | ENGL V01B | 29 | 1/6 | 5/19 | M W F | 0930 | 1020 | Cryer, Christine L. | 3 | WC |
| 34760 | ENGL V01B | 27 | 1/6 | 5/19 | M W F | 1030 | 1120 | Cosgrove, Colleen P. | 3 | WC |
| 31342 | ENGL V01B | 26 | 1/6 | 5/19 | T R | 1130 | 1245 | Leonard, Sheryl A. | 3 | WC |
| 31959 | ENGL V01B | 29 | 1/6 | 5/19 | M W F | 1130 | 1220 | Spitler, Emily P. | 3 | WC |
| 31988 | ENGL V01B | 29 | 1/6 | 5/19 | M W F | 1230 | 1320 | Spitler, Emily P. | 3 | WC |
| 31953 | ENGL V01B | 28 | 1/6 | 5/19 | T R | 1330 | 1445 | Leonard, Sheryl A. | 3 | WC |
| 31985 | ENGL V01B | 27 | 1/6 | 5/19 | M W | 1330 | 1445 | Lukomski, Wendy A. | 3 | WC |
| 31954 | ENGL V01B | 29 | 1/6 | 5/19 | T R | 1500 | 1615 | Leonard, Sheryl A. | 3 | WC |
| 32393 | CJ V85 | 14 | 1/6 | 3/24 | M | 1800 | 2150 | Mulville, Leann M. | 4 | DC |
| 31975 | ENGL V01B | 25 | 1/6 | 5/19 | W | 1900 | 2150 | Bernstein, Treesa | 3 | WC |

Utilization % Color Codes:

| | | | |
|-----------|------------|-------------|-------------|
| Red < 25% | Blue < 50% | Green < 90% | Gold >= 90% |
|-----------|------------|-------------|-------------|

| | | | | | |
|------------------|-------|----------------------|--------------|------------------------------------|-----------|
| Capacity: | 33 | Students (Banner) | Description: | Multidisciplinary Center East/West | |
| Stations: | 33 | Students (Fusion) | Division: | | |
| Max Student Hrs: | 2,310 | Capacity * 70 Hrs/Wk | Room Use: | 110 | Classroom |
| Use Factor: | 53 | Hrs/Week | Size: | 638 | Sq. Feet |
| Occ Factor: | 22 | Students/Hr | TOP Code: | 009900 | |
| State Benchmark: | 1,166 | Student Hours/Wk | TOP Title: | General Assignment | |

Number of Students by Time and Day

| Time | Mon | Tues | Wed | Thur | Fri | Sat | Week |
|-------------------------------|------|------|------|------|-----|-----|-------|
| 0700 | 0 | 0 | 0 | 0 | 0 | 0 | 0 |
| 0730 | 0 | 0 | 0 | 0 | 0 | 0 | 0 |
| 0800 | 0 | 0 | 0 | 0 | 0 | 0 | 0 |
| 0830 | 0 | 0 | 0 | 0 | 0 | 0 | 0 |
| 0900 | 55 | 55 | 55 | 55 | 0 | 0 | 220 |
| 0930 | 55 | 55 | 55 | 55 | 0 | 0 | 220 |
| 1000 | 55 | 55 | 55 | 55 | 0 | 0 | 220 |
| 1030 | 55 | 55 | 55 | 55 | 0 | 0 | 220 |
| 1100 | 55 | 55 | 55 | 55 | 0 | 0 | 220 |
| 1130 | 30 | 30 | 30 | 0 | 0 | 0 | 90 |
| 1200 | 30 | 30 | 30 | 0 | 0 | 0 | 90 |
| 1230 | 26 | 0 | 26 | 0 | 0 | 0 | 52 |
| 1300 | 26 | 0 | 26 | 0 | 0 | 0 | 52 |
| 1330 | 26 | 0 | 26 | 0 | 0 | 0 | 52 |
| 1400 | 26 | 0 | 26 | 0 | 0 | 0 | 52 |
| 1430 | 26 | 0 | 26 | 0 | 0 | 0 | 52 |
| 1500 | 0 | 0 | 0 | 0 | 0 | 0 | 0 |
| 1530 | 0 | 0 | 0 | 0 | 0 | 0 | 0 |
| 1600 | 0 | 0 | 0 | 0 | 0 | 0 | 0 |
| 1630 | 0 | 0 | 0 | 0 | 0 | 0 | 0 |
| 1700 | 0 | 0 | 0 | 0 | 0 | 0 | 0 |
| 1730 | 0 | 0 | 0 | 0 | 0 | 0 | 0 |
| 1800 | 0 | 0 | 0 | 0 | 0 | 0 | 0 |
| 1830 | 0 | 0 | 0 | 0 | 0 | 0 | 0 |
| 1900 | 0 | 28 | 0 | 0 | 0 | 0 | 28 |
| 1930 | 0 | 28 | 0 | 0 | 0 | 0 | 28 |
| 2000 | 0 | 28 | 0 | 0 | 0 | 0 | 28 |
| 2030 | 0 | 28 | 0 | 0 | 0 | 0 | 28 |
| 2100 | 0 | 28 | 0 | 0 | 0 | 0 | 28 |
| 2130 | 0 | 0 | 0 | 0 | 0 | 0 | 0 |
| Total Student Seat 1/2 Hours: | 465 | 475 | 465 | 275 | 0 | 0 | 1,680 |
| Total Student Seat Hours: | 233 | 238 | 233 | 138 | 0 | 0 | 840 |
| % Max Student Hrs: | 50% | 51% | 50% | 30% | 0% | 0% | 36% |
| % State Benchmark: | 100% | 102% | 100% | 59% | 0% | 0% | 72% |

| CRN | Course | Enroll | Dates | Days | BTime | ETime | Instructor | Hrs | Type |
|-------|-----------|--------|-------------|------|-------|-------|--------------------|-----|------|
| 70548 | ENGL V02 | 26 | 10/21 12/18 | MTWR | 0900 | 1115 | Enfield, Amanda M. | 10 | DC |
| 70409 | ENGL V03 | 29 | 8/19 10/18 | MTWR | 0900 | 1115 | Enfield, Amanda M. | 10 | DC |
| 71675 | ENGL V01A | 30 | 8/19 12/18 | MTW | 1130 | 1220 | Williams, Irmgard | 3 | WC |
| 70973 | ENGL V03 | 26 | 8/19 12/18 | M W | 1230 | 1445 | Peinado, Kelly D. | 5 | WC |
| 72285 | ENGL V03 | 28 | 8/19 12/18 | T | 1900 | 2115 | Millea, John T. | 3 | WC |

Utilization % Color Codes:



| | | | | | |
|------------------|-------|----------------------|--------------|------------------------------------|-----------|
| Capacity: | 33 | Students (Banner) | Description: | Multidisciplinary Center East/West | |
| Stations: | 33 | Students (Fusion) | Division: | | |
| Max Student Hrs: | 2,310 | Capacity * 70 Hrs/Wk | Room Use: | 110 | Classroom |
| Use Factor: | 53 | Hrs/Week | Size: | 638 | Sq. Feet |
| Occ Factor: | 22 | Students/Hr | TOP Code: | 009900 | |
| State Benchmark: | 1,166 | Student Hours/Wk | TOP Title: | General Assignment | |

Number of Students by Time and Day

| Time | Mon | Tues | Wed | Thur | Fri | Sat | Week |
|-------------------------------|-----|------|-----|------|-----|-----|------|
| 0700 | 0 | 0 | 0 | 0 | 0 | 0 | 0 |
| 0730 | 0 | 0 | 0 | 0 | 0 | 0 | 0 |
| 0800 | 0 | 0 | 0 | 0 | 0 | 0 | 0 |
| 0830 | 0 | 0 | 0 | 0 | 0 | 0 | 0 |
| 0900 | 0 | 0 | 0 | 0 | 0 | 0 | 0 |
| 0930 | 0 | 0 | 0 | 0 | 0 | 0 | 0 |
| 1000 | 0 | 0 | 0 | 0 | 0 | 0 | 0 |
| 1030 | 24 | 0 | 24 | 0 | 0 | 0 | 48 |
| 1100 | 24 | 0 | 24 | 0 | 0 | 0 | 48 |
| 1130 | 24 | 0 | 24 | 0 | 0 | 0 | 48 |
| 1200 | 24 | 0 | 24 | 0 | 0 | 0 | 48 |
| 1230 | 24 | 0 | 24 | 0 | 0 | 0 | 48 |
| 1300 | 24 | 0 | 24 | 0 | 0 | 0 | 48 |
| 1330 | 0 | 0 | 0 | 0 | 0 | 0 | 0 |
| 1400 | 0 | 0 | 0 | 0 | 0 | 0 | 0 |
| 1430 | 0 | 0 | 0 | 0 | 0 | 0 | 0 |
| 1500 | 0 | 0 | 0 | 0 | 0 | 0 | 0 |
| 1530 | 0 | 0 | 0 | 0 | 0 | 0 | 0 |
| 1600 | 0 | 0 | 0 | 0 | 0 | 0 | 0 |
| 1630 | 0 | 0 | 0 | 0 | 0 | 0 | 0 |
| 1700 | 0 | 0 | 0 | 0 | 0 | 0 | 0 |
| 1730 | 0 | 0 | 0 | 0 | 0 | 0 | 0 |
| 1800 | 0 | 0 | 0 | 0 | 0 | 0 | 0 |
| 1830 | 0 | 0 | 0 | 0 | 0 | 0 | 0 |
| 1900 | 0 | 0 | 0 | 0 | 0 | 0 | 0 |
| 1930 | 0 | 0 | 0 | 0 | 0 | 0 | 0 |
| 2000 | 0 | 0 | 0 | 0 | 0 | 0 | 0 |
| 2030 | 0 | 0 | 0 | 0 | 0 | 0 | 0 |
| 2100 | 0 | 0 | 0 | 0 | 0 | 0 | 0 |
| 2130 | 0 | 0 | 0 | 0 | 0 | 0 | 0 |
| Total Student Seat 1/2 Hours: | 144 | 0 | 144 | 0 | 0 | 0 | 288 |
| Total Student Seat Hours: | 72 | 0 | 72 | 0 | 0 | 0 | 144 |
| % Max Student Hrs: | 16% | 0% | 16% | 0% | 0% | 0% | 6% |
| % State Benchmark: | 31% | 0% | 31% | 0% | 0% | 0% | 12% |

| CRN | Course | Enroll | Dates | Days | BTime | ETime | Instructor | Hrs | Type |
|-------|-----------|--------|-------|---------|-------|-------|---------------------------|-----|------|
| 55397 | ENGL V01A | 24 | 6/17 | 8/1 M W | 1030 | 1320 | Dickson-Lew, Katherine M. | 6 | DC |

| | | | | |
|----------------------------|-----------|----------------------|--------------|------------------------------------|
| Utilization % Color Codes: | Red < 25% | Blue < 50% | Green < 90% | Gold >= 90% |
| Capacity: | 29 | Students (Banner) | Description: | Multidisciplinary Center East/West |
| Stations: | 29 | Students (Fusion) | Division: | |
| Max Student Hrs: | 2,030 | Capacity * 70 Hrs/Wk | Room Use: | 110 Classroom |
| Use Factor: | 53 | Hrs/Week | Size: | 513 Sq. Feet |
| Occ Factor: | 19 | Students/Hr | TOP Code: | 009900 |
| State Benchmark: | 1,025 | Student Hours/Wk | TOP Title: | General Assignment |

Number of Students by Time and Day

| Time | Mon | Tues | Wed | Thur | Fri | Sat | Week |
|-------------------------------|-----|------|-----|------|-----|-----|------|
| 0700 | 0 | 0 | 0 | 0 | 0 | 0 | 0 |
| 0730 | 0 | 0 | 0 | 0 | 0 | 0 | 0 |
| 0800 | 0 | 0 | 0 | 0 | 0 | 0 | 0 |
| 0830 | 27 | 27 | 27 | 0 | 0 | 0 | 81 |
| 0900 | 27 | 27 | 27 | 0 | 0 | 0 | 81 |
| 0930 | 29 | 29 | 29 | 0 | 0 | 0 | 87 |
| 1000 | 29 | 29 | 29 | 0 | 0 | 0 | 87 |
| 1030 | 29 | 29 | 29 | 0 | 0 | 0 | 87 |
| 1100 | 29 | 29 | 29 | 0 | 0 | 0 | 87 |
| 1130 | 30 | 28 | 30 | 0 | 30 | 0 | 118 |
| 1200 | 30 | 28 | 30 | 0 | 30 | 0 | 118 |
| 1230 | 29 | 0 | 0 | 0 | 0 | 0 | 29 |
| 1300 | 29 | 0 | 0 | 0 | 0 | 0 | 29 |
| 1330 | 0 | 30 | 0 | 0 | 0 | 0 | 30 |
| 1400 | 0 | 30 | 0 | 0 | 0 | 0 | 30 |
| 1430 | 0 | 30 | 0 | 0 | 0 | 0 | 30 |
| 1500 | 0 | 30 | 0 | 0 | 0 | 0 | 30 |
| 1530 | 0 | 30 | 0 | 0 | 0 | 0 | 30 |
| 1600 | 0 | 0 | 0 | 0 | 0 | 0 | 0 |
| 1630 | 0 | 0 | 0 | 0 | 0 | 0 | 0 |
| 1700 | 0 | 0 | 0 | 0 | 0 | 0 | 0 |
| 1730 | 0 | 0 | 0 | 0 | 0 | 0 | 0 |
| 1800 | 0 | 0 | 0 | 0 | 0 | 0 | 0 |
| 1830 | 0 | 0 | 0 | 0 | 0 | 0 | 0 |
| 1900 | 0 | 0 | 0 | 0 | 0 | 0 | 0 |
| 1930 | 0 | 0 | 0 | 0 | 0 | 0 | 0 |
| 2000 | 0 | 0 | 0 | 0 | 0 | 0 | 0 |
| 2030 | 0 | 0 | 0 | 0 | 0 | 0 | 0 |
| 2100 | 0 | 0 | 0 | 0 | 0 | 0 | 0 |
| 2130 | 0 | 0 | 0 | 0 | 0 | 0 | 0 |
| Total Student Seat 1/2 Hours: | 288 | 376 | 230 | 0 | 60 | 0 | 954 |
| Total Student Seat Hours: | 144 | 188 | 115 | 0 | 30 | 0 | 477 |
| % Max Student Hrs: | 35% | 46% | 28% | 0% | 7% | 0% | 23% |
| % State Benchmark: | 70% | 92% | 56% | 0% | 15% | 0% | 47% |

| CRN | Course | Enroll | Dates | Days | BTime | ETime | Instructor | Hrs | Type |
|-------|-----------|--------|-------|------|-------|-------|------------|----------------------|------|
| 32353 | ENGL V02 | 27 | 1/6 | 5/19 | MTW | 0830 | 0920 | Cosgrove, Colleen P. | 3 WC |
| 30357 | ENGL V02 | 29 | 1/6 | 5/19 | MTW | 0930 | 1020 | Williams, Irmgard | 3 WC |
| 30371 | ENGL V02 | 29 | 1/6 | 5/19 | MTW | 1030 | 1120 | Williams, Irmgard | 3 WC |
| 30271 | ENGL V03 | 28 | 1/6 | 5/19 | T | 1130 | 1220 | Enfield, Amanda M. | 1 WC |
| 30093 | ENGL V01B | 30 | 1/6 | 5/19 | M W F | 1130 | 1220 | Cryer, Christine L. | 3 WC |
| 35686 | ENGL V03 | 29 | 1/6 | 5/19 | M | 1230 | 1320 | Enfield, Amanda M. | 1 WC |
| 32316 | ENGL V01A | 30 | 1/6 | 5/19 | T | 1330 | 1545 | Pollack, Deborah U. | 3 WC |

Utilization % Color Codes:

| | | | |
|-----------|------------|-------------|-------------|
| Red < 25% | Blue < 50% | Green < 90% | Gold >= 90% |
|-----------|------------|-------------|-------------|

| | | | | | |
|------------------|-------|----------------------|--------------|------------------------------------|-----------|
| Capacity: | 29 | Students (Banner) | Description: | Multidisciplinary Center East/West | |
| Stations: | 29 | Students (Fusion) | Division: | | |
| Max Student Hrs: | 2,030 | Capacity * 70 Hrs/Wk | Room Use: | 110 | Classroom |
| Use Factor: | 53 | Hrs/Week | Size: | 513 | Sq. Feet |
| Occ Factor: | 19 | Students/Hr | TOP Code: | 009900 | |
| State Benchmark: | 1,025 | Student Hours/Wk | TOP Title: | General Assignment | |

Number of Students by Time and Day

| Time | Mon | Tues | Wed | Thur | Fri | Sat | Week |
|-------------------------------|-----|------|-----|------|-----|-----|-------|
| 0700 | 0 | 0 | 0 | 0 | 0 | 0 | 0 |
| 0730 | 0 | 0 | 0 | 0 | 0 | 0 | 0 |
| 0800 | 0 | 0 | 0 | 0 | 0 | 0 | 0 |
| 0830 | 0 | 0 | 0 | 0 | 0 | 0 | 0 |
| 0900 | 0 | 0 | 0 | 0 | 0 | 0 | 0 |
| 0930 | 27 | 27 | 27 | 0 | 0 | 0 | 81 |
| 1000 | 27 | 27 | 27 | 0 | 0 | 0 | 81 |
| 1030 | 27 | 27 | 27 | 0 | 0 | 0 | 81 |
| 1100 | 27 | 27 | 27 | 0 | 0 | 0 | 81 |
| 1130 | 27 | 0 | 27 | 0 | 27 | 0 | 81 |
| 1200 | 27 | 0 | 27 | 0 | 27 | 0 | 81 |
| 1230 | 29 | 29 | 29 | 0 | 0 | 0 | 87 |
| 1300 | 29 | 29 | 29 | 0 | 0 | 0 | 87 |
| 1330 | 0 | 28 | 0 | 28 | 0 | 0 | 56 |
| 1400 | 0 | 28 | 0 | 28 | 0 | 0 | 56 |
| 1430 | 0 | 28 | 0 | 28 | 0 | 0 | 56 |
| 1500 | 0 | 28 | 0 | 28 | 0 | 0 | 56 |
| 1530 | 0 | 28 | 0 | 28 | 0 | 0 | 56 |
| 1600 | 0 | 0 | 0 | 0 | 0 | 0 | 0 |
| 1630 | 0 | 28 | 0 | 28 | 0 | 0 | 56 |
| 1700 | 0 | 28 | 0 | 28 | 0 | 0 | 56 |
| 1730 | 0 | 28 | 0 | 28 | 0 | 0 | 56 |
| 1800 | 0 | 28 | 0 | 28 | 0 | 0 | 56 |
| 1830 | 0 | 28 | 0 | 28 | 0 | 0 | 56 |
| 1900 | 30 | 28 | 30 | 28 | 0 | 0 | 116 |
| 1930 | 30 | 28 | 30 | 28 | 0 | 0 | 116 |
| 2000 | 30 | 28 | 30 | 28 | 0 | 0 | 116 |
| 2030 | 30 | 28 | 30 | 28 | 0 | 0 | 116 |
| 2100 | 30 | 28 | 30 | 28 | 0 | 0 | 116 |
| 2130 | 0 | 0 | 0 | 0 | 0 | 0 | 0 |
| Total Student Seat 1/2 Hours: | 370 | 586 | 370 | 420 | 54 | 0 | 1,800 |
| Total Student Seat Hours: | 185 | 293 | 185 | 210 | 27 | 0 | 900 |
| % Max Student Hrs: | 46% | 72% | 46% | 52% | 7% | 0% | 44% |
| % State Benchmark: | 90% | 143% | 90% | 102% | 13% | 0% | 88% |

| CRN | Course | Enroll | Dates | Days | BTime | ETime | Instructor | Hrs | Type |
|-------|-----------|--------|------------|-------|-------|-------|---------------------------|-----|------|
| 71450 | ENGL V01A | 27 | 8/19 12/18 | MTW | 0930 | 1020 | Dickson-Lew, Katherine M. | 3 | WC |
| 70132 | ENGL V02 | 27 | 8/19 12/18 | MTW | 1030 | 1120 | Cosgrove, Colleen P. | 3 | WC |
| 70890 | ENGL V01B | 27 | 8/19 12/18 | M W F | 1130 | 1220 | Cosgrove, Colleen P. | 3 | WC |
| 71677 | ENGL V01A | 29 | 8/19 12/18 | MTW | 1230 | 1320 | Williams, Irmgard | 3 | WC |
| 71121 | ENGL V02 | 28 | 8/19 12/18 | T R | 1330 | 1545 | Dixon, Michael J. | 5 | WC |
| 72677 | ENGL V02 | 28 | 8/19 12/18 | T R | 1630 | 1845 | Dixon, Michael J. | 5 | WC |
| 71459 | ENGL V02 | 28 | 8/19 12/18 | T R | 1900 | 2115 | Rolens, Linda M. | 5 | WC |
| 70057 | ENGL V02 | 30 | 8/19 12/18 | M W | 1900 | 2115 | Rolens, Linda M. | 5 | WC |

Utilization % Color Codes:

| | | | |
|-----------|------------|-------------|-------------|
| Red < 25% | Blue < 50% | Green < 90% | Gold >= 90% |
|-----------|------------|-------------|-------------|

| | | | | | |
|------------------|-------|----------------------|--------------|------------------------------------|-----------|
| Capacity: | 29 | Students (Banner) | Description: | Multidisciplinary Center East/West | |
| Stations: | 29 | Students (Fusion) | Division: | | |
| Max Student Hrs: | 2,030 | Capacity * 70 Hrs/Wk | Room Use: | 110 | Classroom |
| Use Factor: | 53 | Hrs/Week | Size: | 513 | Sq. Feet |
| Occ Factor: | 19 | Students/Hr | TOP Code: | 009900 | |
| State Benchmark: | 1,025 | Student Hours/Wk | TOP Title: | General Assignment | |

Number of Students by Time and Day

| Time | Mon | Tues | Wed | Thur | Fri | Sat | Week |
|-------------------------------|------|------|-----|------|-----|-----|-------|
| 0700 | 0 | 0 | 0 | 0 | 0 | 0 | 0 |
| 0730 | 0 | 0 | 0 | 0 | 0 | 0 | 0 |
| 0800 | 0 | 0 | 0 | 0 | 0 | 0 | 0 |
| 0830 | 27 | 27 | 27 | 0 | 0 | 0 | 81 |
| 0900 | 27 | 27 | 27 | 0 | 0 | 0 | 81 |
| 0930 | 28 | 28 | 28 | 0 | 0 | 0 | 84 |
| 1000 | 28 | 28 | 28 | 0 | 0 | 0 | 84 |
| 1030 | 28 | 28 | 28 | 0 | 0 | 0 | 84 |
| 1100 | 28 | 28 | 28 | 0 | 0 | 0 | 84 |
| 1130 | 29 | 29 | 29 | 0 | 0 | 0 | 87 |
| 1200 | 29 | 29 | 29 | 0 | 0 | 0 | 87 |
| 1230 | 30 | 29 | 0 | 0 | 0 | 0 | 59 |
| 1300 | 30 | 29 | 0 | 0 | 0 | 0 | 59 |
| 1330 | 30 | 29 | 0 | 0 | 0 | 0 | 59 |
| 1400 | 30 | 29 | 0 | 0 | 0 | 0 | 59 |
| 1430 | 30 | 29 | 0 | 0 | 0 | 0 | 59 |
| 1500 | 0 | 0 | 0 | 0 | 0 | 0 | 0 |
| 1530 | 0 | 0 | 0 | 0 | 0 | 0 | 0 |
| 1600 | 0 | 0 | 0 | 0 | 0 | 0 | 0 |
| 1630 | 0 | 0 | 0 | 0 | 0 | 0 | 0 |
| 1700 | 0 | 0 | 0 | 0 | 0 | 0 | 0 |
| 1730 | 0 | 0 | 0 | 0 | 0 | 0 | 0 |
| 1800 | 0 | 0 | 0 | 0 | 0 | 0 | 0 |
| 1830 | 0 | 0 | 0 | 0 | 0 | 0 | 0 |
| 1900 | 27 | 28 | 27 | 28 | 0 | 0 | 110 |
| 1930 | 27 | 28 | 27 | 28 | 0 | 0 | 110 |
| 2000 | 27 | 28 | 27 | 28 | 0 | 0 | 110 |
| 2030 | 27 | 28 | 27 | 28 | 0 | 0 | 110 |
| 2100 | 27 | 28 | 27 | 28 | 0 | 0 | 110 |
| 2130 | 0 | 0 | 0 | 0 | 0 | 0 | 0 |
| Total Student Seat 1/2 Hours: | 509 | 509 | 359 | 140 | 0 | 0 | 1,517 |
| Total Student Seat Hours: | 255 | 255 | 180 | 70 | 0 | 0 | 759 |
| % Max Student Hrs: | 63% | 63% | 44% | 17% | 0% | 0% | 37% |
| % State Benchmark: | 124% | 124% | 88% | 34% | 0% | 0% | 74% |

| CRN | Course | Enroll | Dates | Days | BTime | ETime | Instructor | Hrs | Type | |
|-------|-----------|--------|-------|------|-------|-------|------------|---------------------|------|----|
| 31995 | ENGL V01A | 27 | 1/6 | 5/19 | MTW | 0830 | 0920 | Ringen, Randy M. | 3 | WC |
| 31262 | ENGL V01A | 28 | 1/6 | 5/19 | MTW | 0930 | 1020 | Ringen, Randy M. | 3 | WC |
| 39439 | ENGL V03 | 28 | 1/6 | 5/19 | MTW | 1030 | 1120 | Maldonado, Jose A. | 3 | WC |
| 31295 | ENGL V01A | 29 | 1/6 | 5/19 | MTW | 1130 | 1220 | Carlander, David P. | 3 | WC |
| 31976 | ENGL V02 | 29 | 1/6 | 5/19 | T | 1230 | 1445 | Walker, Jaclyn S. | 3 | WC |
| 31998 | ENGL V02 | 30 | 1/6 | 5/19 | M | 1230 | 1445 | Walker, Jaclyn S. | 3 | WC |
| 39437 | ENGL V01A | 28 | 1/6 | 5/19 | T R | 1900 | 2115 | Rolens, Linda M. | 5 | WC |
| 31476 | ENGL V01A | 27 | 1/6 | 5/19 | M W | 1900 | 2115 | Rolens, Linda M. | 5 | WC |

Utilization % Color Codes:

| | | | |
|-----------|------------|-------------|-------------|
| Red < 25% | Blue < 50% | Green < 90% | Gold >= 90% |
|-----------|------------|-------------|-------------|

| | | | | | |
|------------------|-------|----------------------|--------------|------------------------------------|-----------|
| Capacity: | 29 | Students (Banner) | Description: | Multidisciplinary Center East/West | |
| Stations: | 29 | Students (Fusion) | Division: | | |
| Max Student Hrs: | 2,030 | Capacity * 70 Hrs/Wk | Room Use: | 110 | Classroom |
| Use Factor: | 53 | Hrs/Week | Size: | 513 | Sq. Feet |
| Occ Factor: | 19 | Students/Hr | TOP Code: | 009900 | |
| State Benchmark: | 1,025 | Student Hours/Wk | TOP Title: | General Assignment | |

Number of Students by Time and Day

| Time | Mon | Tues | Wed | Thur | Fri | Sat | Week |
|-------------------------------|-----|------|-----|------|-----|-----|------|
| 0700 | 0 | 0 | 0 | 0 | 0 | 0 | 0 |
| 0730 | 0 | 0 | 0 | 0 | 0 | 0 | 0 |
| 0800 | 0 | 0 | 0 | 0 | 0 | 0 | 0 |
| 0830 | 0 | 0 | 0 | 0 | 0 | 0 | 0 |
| 0900 | 0 | 0 | 0 | 0 | 0 | 0 | 0 |
| 0930 | 31 | 0 | 31 | 0 | 31 | 0 | 93 |
| 1000 | 31 | 0 | 31 | 0 | 31 | 0 | 93 |
| 1030 | 0 | 0 | 28 | 29 | 0 | 0 | 57 |
| 1100 | 0 | 0 | 28 | 29 | 0 | 0 | 57 |
| 1130 | 0 | 0 | 0 | 0 | 0 | 0 | 0 |
| 1200 | 0 | 0 | 0 | 0 | 0 | 0 | 0 |
| 1230 | 0 | 0 | 0 | 0 | 0 | 0 | 0 |
| 1300 | 0 | 0 | 0 | 0 | 0 | 0 | 0 |
| 1330 | 0 | 0 | 0 | 0 | 0 | 0 | 0 |
| 1400 | 0 | 0 | 0 | 0 | 0 | 0 | 0 |
| 1430 | 0 | 0 | 0 | 0 | 0 | 0 | 0 |
| 1500 | 0 | 0 | 0 | 0 | 0 | 0 | 0 |
| 1530 | 0 | 0 | 0 | 0 | 0 | 0 | 0 |
| 1600 | 0 | 0 | 0 | 0 | 0 | 0 | 0 |
| 1630 | 0 | 0 | 0 | 0 | 0 | 0 | 0 |
| 1700 | 0 | 0 | 0 | 0 | 0 | 0 | 0 |
| 1730 | 29 | 0 | 29 | 0 | 0 | 0 | 58 |
| 1800 | 29 | 0 | 29 | 0 | 0 | 0 | 58 |
| 1830 | 29 | 0 | 29 | 0 | 0 | 0 | 58 |
| 1900 | 0 | 0 | 0 | 0 | 0 | 0 | 0 |
| 1930 | 0 | 0 | 0 | 0 | 0 | 0 | 0 |
| 2000 | 0 | 0 | 0 | 0 | 0 | 0 | 0 |
| 2030 | 0 | 0 | 0 | 0 | 0 | 0 | 0 |
| 2100 | 0 | 0 | 0 | 0 | 0 | 0 | 0 |
| 2130 | 0 | 0 | 0 | 0 | 0 | 0 | 0 |
| Total Student Seat 1/2 Hours: | 149 | 0 | 205 | 58 | 62 | 0 | 474 |
| Total Student Seat Hours: | 75 | 0 | 103 | 29 | 31 | 0 | 237 |
| % Max Student Hrs: | 18% | 0% | 25% | 7% | 8% | 0% | 12% |
| % State Benchmark: | 36% | 0% | 50% | 14% | 15% | 0% | 23% |

| CRN | Course | Enroll | Dates | Days | BTime | ETime | Instructor | Hrs | Type |
|-------|-----------|--------|------------|-------|-------|-------|-------------------------|-----|------|
| 76899 | ENGL V01B | 31 | 8/19 12/18 | M W F | 0930 | 1020 | Minnock, Kristel A. | 3 | WC |
| 71968 | ENGL V03 | 29 | 8/19 12/18 | R | 1030 | 1120 | Arquilevich, Gabriel D. | 1 | WC |
| 71662 | ENGL V03 | 28 | 8/19 12/18 | W | 1030 | 1120 | Arquilevich, Gabriel D. | 1 | WC |
| 70058 | ENGL V01B | 29 | 8/19 12/18 | M W | 1730 | 1845 | Cryer, Christine L. | 3 | WC |

Utilization % Color Codes:

| | | | |
|-----------|------------|-------------|-------------|
| Red < 25% | Blue < 50% | Green < 90% | Gold >= 90% |
|-----------|------------|-------------|-------------|

| | | | | | |
|------------------|-------|----------------------|--------------|------------------------------------|-----------|
| Capacity: | 29 | Students (Banner) | Description: | Multidisciplinary Center East/West | |
| Stations: | 29 | Students (Fusion) | Division: | | |
| Max Student Hrs: | 2,030 | Capacity * 70 Hrs/Wk | Room Use: | 110 | Classroom |
| Use Factor: | 53 | Hrs/Week | Size: | 513 | Sq. Feet |
| Occ Factor: | 19 | Students/Hr | TOP Code: | 009900 | |
| State Benchmark: | 1,025 | Student Hours/Wk | TOP Title: | General Assignment | |

Number of Students by Time and Day

| Time | Mon | Tues | Wed | Thur | Fri | Sat | Week |
|-------------------------------|-----|------|-----|------|-----|-----|------|
| 0700 | 0 | 0 | 0 | 0 | 0 | 0 | 0 |
| 0730 | 0 | 0 | 0 | 0 | 0 | 0 | 0 |
| 0800 | 0 | 0 | 0 | 0 | 0 | 0 | 0 |
| 0830 | 0 | 0 | 0 | 0 | 0 | 0 | 0 |
| 0900 | 0 | 0 | 0 | 0 | 0 | 0 | 0 |
| 0930 | 0 | 0 | 0 | 0 | 0 | 0 | 0 |
| 1000 | 27 | 27 | 27 | 27 | 0 | 0 | 108 |
| 1030 | 27 | 27 | 27 | 27 | 0 | 0 | 108 |
| 1100 | 27 | 27 | 27 | 27 | 0 | 0 | 108 |
| 1130 | 27 | 27 | 27 | 27 | 0 | 0 | 108 |
| 1200 | 0 | 0 | 0 | 0 | 0 | 0 | 0 |
| 1230 | 28 | 28 | 28 | 28 | 0 | 0 | 112 |
| 1300 | 28 | 28 | 28 | 28 | 0 | 0 | 112 |
| 1330 | 28 | 28 | 28 | 28 | 0 | 0 | 112 |
| 1400 | 28 | 28 | 28 | 28 | 0 | 0 | 112 |
| 1430 | 0 | 0 | 0 | 0 | 0 | 0 | 0 |
| 1500 | 0 | 0 | 0 | 0 | 0 | 0 | 0 |
| 1530 | 0 | 0 | 0 | 0 | 0 | 0 | 0 |
| 1600 | 0 | 0 | 0 | 0 | 0 | 0 | 0 |
| 1630 | 0 | 0 | 0 | 0 | 0 | 0 | 0 |
| 1700 | 0 | 0 | 0 | 0 | 0 | 0 | 0 |
| 1730 | 0 | 0 | 0 | 0 | 0 | 0 | 0 |
| 1800 | 0 | 0 | 0 | 0 | 0 | 0 | 0 |
| 1830 | 0 | 0 | 0 | 0 | 0 | 0 | 0 |
| 1900 | 0 | 0 | 0 | 0 | 0 | 0 | 0 |
| 1930 | 0 | 0 | 0 | 0 | 0 | 0 | 0 |
| 2000 | 0 | 0 | 0 | 0 | 0 | 0 | 0 |
| 2030 | 0 | 0 | 0 | 0 | 0 | 0 | 0 |
| 2100 | 0 | 0 | 0 | 0 | 0 | 0 | 0 |
| 2130 | 0 | 0 | 0 | 0 | 0 | 0 | 0 |
| Total Student Seat 1/2 Hours: | 220 | 220 | 220 | 220 | 0 | 0 | 880 |
| Total Student Seat Hours: | 110 | 110 | 110 | 110 | 0 | 0 | 440 |
| % Max Student Hrs: | 27% | 27% | 27% | 27% | 0% | 0% | 22% |
| % State Benchmark: | 54% | 54% | 54% | 54% | 0% | 0% | 43% |

| CRN | Course | Enroll | Dates | Days | BTime | ETime | Instructor | Hrs | Type |
|-------|-----------|--------|-------|------|-------|-------|------------|---------------------|------|
| 55112 | ENGL V01B | 27 | 6/17 | 7/29 | MTWR | 1000 | 1150 | Cryer, Christine L. | 8 DC |
| 55392 | ENGL V01B | 28 | 6/17 | 7/29 | MTWR | 1230 | 1420 | Cryer, Christine L. | 8 DC |

| | | | | |
|----------------------------|-----------|----------------------|--------------|------------------------------------|
| Utilization % Color Codes: | Red < 25% | Blue < 50% | Green < 90% | Gold >= 90% |
| Capacity: | 29 | Students (Banner) | Description: | Multidisciplinary Center East/West |
| Stations: | 29 | Students (Fusion) | Division: | |
| Max Student Hrs: | 2,030 | Capacity * 70 Hrs/Wk | Room Use: | 110 Classroom |
| Use Factor: | 53 | Hrs/Week | Size: | 513 Sq. Feet |
| Occ Factor: | 19 | Students/Hr | TOP Code: | 009900 |
| State Benchmark: | 1,025 | Student Hours/Wk | TOP Title: | General Assignment |

Number of Students by Time and Day

| Time | Mon | Tues | Wed | Thur | Fri | Sat | Week |
|-------------------------------|-----|------|-----|------|-----|-----|------|
| 0700 | 0 | 0 | 0 | 0 | 0 | 0 | 0 |
| 0730 | 0 | 0 | 0 | 0 | 0 | 0 | 0 |
| 0800 | 0 | 0 | 0 | 0 | 0 | 0 | 0 |
| 0830 | 0 | 0 | 0 | 0 | 0 | 0 | 0 |
| 0900 | 0 | 26 | 0 | 29 | 0 | 0 | 55 |
| 0930 | 0 | 26 | 0 | 29 | 0 | 0 | 55 |
| 1000 | 0 | 26 | 0 | 29 | 0 | 0 | 55 |
| 1030 | 0 | 0 | 29 | 29 | 0 | 0 | 58 |
| 1100 | 0 | 0 | 29 | 29 | 0 | 0 | 58 |
| 1130 | 0 | 0 | 0 | 0 | 0 | 0 | 0 |
| 1200 | 0 | 0 | 0 | 0 | 0 | 0 | 0 |
| 1230 | 0 | 0 | 0 | 0 | 0 | 0 | 0 |
| 1300 | 0 | 0 | 0 | 0 | 0 | 0 | 0 |
| 1330 | 27 | 0 | 27 | 0 | 0 | 0 | 54 |
| 1400 | 27 | 0 | 27 | 0 | 0 | 0 | 54 |
| 1430 | 27 | 0 | 27 | 0 | 0 | 0 | 54 |
| 1500 | 27 | 0 | 27 | 0 | 0 | 0 | 54 |
| 1530 | 27 | 0 | 27 | 0 | 0 | 0 | 54 |
| 1600 | 27 | 0 | 27 | 0 | 0 | 0 | 54 |
| 1630 | 27 | 26 | 27 | 0 | 0 | 0 | 80 |
| 1700 | 27 | 26 | 27 | 0 | 0 | 0 | 80 |
| 1730 | 27 | 26 | 27 | 0 | 0 | 0 | 80 |
| 1800 | 0 | 26 | 0 | 0 | 0 | 0 | 26 |
| 1830 | 0 | 26 | 0 | 0 | 0 | 0 | 26 |
| 1900 | 0 | 0 | 0 | 0 | 0 | 0 | 0 |
| 1930 | 0 | 0 | 0 | 0 | 0 | 0 | 0 |
| 2000 | 0 | 0 | 0 | 0 | 0 | 0 | 0 |
| 2030 | 0 | 0 | 0 | 0 | 0 | 0 | 0 |
| 2100 | 0 | 0 | 0 | 0 | 0 | 0 | 0 |
| 2130 | 0 | 0 | 0 | 0 | 0 | 0 | 0 |
| Total Student Seat 1/2 Hours: | 243 | 208 | 301 | 145 | 0 | 0 | 897 |
| Total Student Seat Hours: | 122 | 104 | 151 | 73 | 0 | 0 | 449 |
| % Max Student Hrs: | 30% | 26% | 37% | 18% | 0% | 0% | 22% |
| % State Benchmark: | 59% | 51% | 73% | 35% | 0% | 0% | 44% |

| CRN | Course | Enroll | Dates | Days | BTime | ETime | Instructor | Hrs | Type | |
|-------|-----------|--------|-------|------|-------|-------|------------|---------------------|------|----|
| 31311 | ENGL V01A | 29 | 1/6 | 5/19 | R | 0900 | 1015 | Garcia, Jennifer S. | 2 | IU |
| 30588 | ENGL V01A | 26 | 1/6 | 5/19 | T | 0900 | 1015 | Garcia, Jennifer S. | 2 | IU |
| 31981 | ENGL V02 | 29 | 1/6 | 5/19 | R | 1030 | 1120 | Garcia, Jennifer S. | 1 | WC |
| 30135 | ENGL V02 | 29 | 1/6 | 5/19 | W | 1030 | 1120 | Garcia, Jennifer S. | 1 | WC |
| 31962 | ENGL V01B | 27 | 1/6 | 5/19 | M W | 1330 | 1445 | Bernstein, Treesa | 3 | WC |
| 34761 | ENGL V01B | 27 | 1/6 | 5/19 | M W | 1500 | 1615 | Motaref, Kianoosh | 3 | WC |
| 30472 | ENGL V02 | 26 | 1/6 | 5/19 | T | 1630 | 1845 | Kraus, Elizabeth C. | 3 | WC |
| 36383 | ENGL V01B | 27 | 1/6 | 5/19 | M W | 1630 | 1745 | Bernstein, Treesa | 3 | WC |

Utilization % Color Codes:

| | | | |
|-----------|------------|-------------|-------------|
| Red < 25% | Blue < 50% | Green < 90% | Gold >= 90% |
|-----------|------------|-------------|-------------|


| | | | | | |
|------------------|-------|----------------------|--------------|------------------------------------|-----------|
| Capacity: | 29 | Students (Banner) | Description: | Multidisciplinary Center East/West | |
| Stations: | 29 | Students (Fusion) | Division: | | |
| Max Student Hrs: | 2,030 | Capacity * 70 Hrs/Wk | Room Use: | 110 | Classroom |
| Use Factor: | 53 | Hrs/Week | Size: | 513 | Sq. Feet |
| Occ Factor: | 19 | Students/Hr | TOP Code: | 009900 | |
| State Benchmark: | 1,025 | Student Hours/Wk | TOP Title: | General Assignment | |

Number of Students by Time and Day

| Time | Mon | Tues | Wed | Thur | Fri | Sat | Week |
|-------------------------------|------|------|-----|------|-----|-----|------|
| 0700 | 0 | 0 | 0 | 0 | 0 | 0 | 0 |
| 0730 | 0 | 0 | 0 | 0 | 0 | 0 | 0 |
| 0800 | 0 | 0 | 0 | 0 | 0 | 0 | 0 |
| 0830 | 0 | 0 | 0 | 0 | 0 | 0 | 0 |
| 0900 | 0 | 0 | 0 | 0 | 0 | 0 | 0 |
| 0930 | 0 | 0 | 0 | 0 | 0 | 0 | 0 |
| 1000 | 0 | 0 | 0 | 0 | 0 | 0 | 0 |
| 1030 | 0 | 29 | 0 | 29 | 0 | 0 | 58 |
| 1100 | 0 | 29 | 0 | 29 | 0 | 0 | 58 |
| 1130 | 0 | 29 | 0 | 29 | 0 | 0 | 58 |
| 1200 | 0 | 29 | 0 | 27 | 0 | 0 | 56 |
| 1230 | 0 | 29 | 0 | 27 | 0 | 0 | 56 |
| 1300 | 0 | 29 | 0 | 27 | 0 | 0 | 56 |
| 1330 | 28 | 0 | 29 | 0 | 0 | 0 | 57 |
| 1400 | 28 | 0 | 29 | 0 | 0 | 0 | 57 |
| 1430 | 28 | 0 | 29 | 0 | 0 | 0 | 57 |
| 1500 | 28 | 0 | 0 | 0 | 0 | 0 | 28 |
| 1530 | 28 | 0 | 0 | 0 | 0 | 0 | 28 |
| 1600 | 0 | 0 | 0 | 0 | 0 | 0 | 0 |
| 1630 | 29 | 0 | 0 | 0 | 0 | 0 | 29 |
| 1700 | 29 | 0 | 0 | 0 | 0 | 0 | 29 |
| 1730 | 29 | 0 | 0 | 0 | 0 | 0 | 29 |
| 1800 | 29 | 0 | 0 | 0 | 0 | 0 | 29 |
| 1830 | 29 | 0 | 0 | 0 | 0 | 0 | 29 |
| 1900 | 28 | 0 | 0 | 0 | 0 | 0 | 28 |
| 1930 | 28 | 0 | 0 | 0 | 0 | 0 | 28 |
| 2000 | 28 | 0 | 0 | 0 | 0 | 0 | 28 |
| 2030 | 28 | 0 | 0 | 0 | 0 | 0 | 28 |
| 2100 | 28 | 0 | 0 | 0 | 0 | 0 | 28 |
| 2130 | 0 | 0 | 0 | 0 | 0 | 0 | 0 |
| Total Student Seat 1/2 Hours: | 425 | 174 | 87 | 168 | 0 | 0 | 854 |
| Total Student Seat Hours: | 213 | 87 | 44 | 84 | 0 | 0 | 427 |
| % Max Student Hrs: | 52% | 21% | 11% | 21% | 0% | 0% | 21% |
| % State Benchmark: | 104% | 42% | 21% | 41% | 0% | 0% | 42% |

| CRN | Course | Enroll | Dates | Days | BTime | ETime | Instructor | Hrs | Type |
|-------|-----------|--------|------------|------|-------|-------|-------------------|-----|------|
| 75154 | ENGL V01B | 29 | 8/19 12/18 | T R | 1030 | 1145 | Peinado, Kelly D. | 3 | WC |
| 71646 | ENGL V01A | 27 | 8/19 12/18 | R | 1200 | 1315 | Lall, Sumita | 2 | IU |
| 71618 | ENGL V01A | 29 | 8/19 12/18 | T | 1200 | 1315 | Peinado, Kelly D. | 2 | IU |
| 70583 | ENGL V01A | 29 | 8/19 12/18 | W | 1330 | 1445 | Beynon, Sharon J. | 2 | IU |
| 71571 | ENGL V01A | 28 | 8/19 12/18 | M | 1330 | 1545 | Kim, Henny H. | 3 | WC |
| 77462 | ENGL V01A | 29 | 8/19 12/18 | M | 1630 | 1845 | Kim, Henny H. | 3 | WC |
| 71658 | ENGL V01A | 28 | 8/19 12/18 | M | 1900 | 2115 | Lall, Sumita | 3 | WC |

Utilization % Color Codes:



| | | | | | |
|------------------|-------|----------------------|--------------|------------------------------------|-----------|
| Capacity: | 29 | Students (Banner) | Description: | Multidisciplinary Center East/West | |
| Stations: | 29 | Students (Fusion) | Division: | | |
| Max Student Hrs: | 2,030 | Capacity * 70 Hrs/Wk | Room Use: | 110 | Classroom |
| Use Factor: | 53 | Hrs/Week | Size: | 513 | Sq. Feet |
| Occ Factor: | 19 | Students/Hr | TOP Code: | 009900 | |
| State Benchmark: | 1,025 | Student Hours/Wk | TOP Title: | General Assignment | |

Number of Students by Time and Day

| Time | Mon | Tues | Wed | Thur | Fri | Sat | Week |
|-------------------------------|-----|------|------|------|-----|-----|-------|
| 0700 | 0 | 0 | 0 | 0 | 0 | 0 | 0 |
| 0730 | 0 | 0 | 27 | 0 | 0 | 0 | 27 |
| 0800 | 0 | 0 | 27 | 0 | 0 | 0 | 27 |
| 0830 | 0 | 0 | 27 | 0 | 0 | 0 | 27 |
| 0900 | 0 | 0 | 27 | 0 | 0 | 0 | 27 |
| 0930 | 0 | 0 | 0 | 0 | 0 | 0 | 0 |
| 1000 | 0 | 0 | 0 | 0 | 0 | 0 | 0 |
| 1030 | 21 | 0 | 21 | 0 | 0 | 0 | 42 |
| 1100 | 21 | 0 | 21 | 0 | 0 | 0 | 42 |
| 1130 | 21 | 0 | 21 | 0 | 0 | 0 | 42 |
| 1200 | 21 | 0 | 21 | 0 | 0 | 0 | 42 |
| 1230 | 21 | 0 | 21 | 0 | 0 | 0 | 42 |
| 1300 | 21 | 0 | 21 | 0 | 0 | 0 | 42 |
| 1330 | 20 | 20 | 20 | 20 | 0 | 0 | 80 |
| 1400 | 20 | 20 | 20 | 20 | 0 | 0 | 80 |
| 1430 | 20 | 20 | 20 | 20 | 0 | 0 | 80 |
| 1500 | 20 | 20 | 20 | 20 | 0 | 0 | 80 |
| 1530 | 20 | 20 | 20 | 20 | 0 | 0 | 80 |
| 1600 | 20 | 20 | 20 | 20 | 0 | 0 | 80 |
| 1630 | 0 | 0 | 0 | 0 | 0 | 0 | 0 |
| 1700 | 0 | 0 | 0 | 0 | 0 | 0 | 0 |
| 1730 | 0 | 0 | 0 | 0 | 0 | 0 | 0 |
| 1800 | 0 | 0 | 0 | 0 | 0 | 0 | 0 |
| 1830 | 20 | 20 | 20 | 20 | 0 | 0 | 80 |
| 1900 | 20 | 20 | 20 | 20 | 0 | 0 | 80 |
| 1930 | 20 | 20 | 20 | 20 | 0 | 0 | 80 |
| 2000 | 20 | 20 | 20 | 20 | 0 | 0 | 80 |
| 2030 | 20 | 20 | 20 | 20 | 0 | 0 | 80 |
| 2100 | 20 | 20 | 20 | 20 | 0 | 0 | 80 |
| 2130 | 0 | 0 | 0 | 0 | 0 | 0 | 0 |
| Total Student Seat 1/2 Hours: | 366 | 240 | 474 | 240 | 0 | 0 | 1,320 |
| Total Student Seat Hours: | 183 | 120 | 237 | 120 | 0 | 0 | 660 |
| % Max Student Hrs: | 45% | 30% | 58% | 30% | 0% | 0% | 33% |
| % State Benchmark: | 89% | 59% | 116% | 59% | 0% | 0% | 64% |

| CRN | Course | Enroll | Dates | Days | BTime | ETime | Instructor | Hrs | Type | |
|-------|-----------|--------|-------|------|-------|-------|------------|---------------------|------|----|
| 54321 | ENGL V02 | 27 | 6/17 | 8/1 | W | 0730 | 0920 | Aguilar, Heather R. | 2 | DC |
| 55593 | ENGL V02 | 21 | 6/17 | 8/1 | M W | 1030 | 1320 | Aguilar, Heather R. | 6 | DC |
| 55650 | ENGL V01A | 20 | 6/17 | 8/1 | MTWR | 1330 | 1620 | Wolfe, Edith | 12 | DC |
| 54346 | ENGL V01A | 20 | 6/17 | 8/1 | MTWR | 1830 | 2120 | Minnock, Kristel A. | 12 | DC |

| | | | | |
|----------------------------|-----------|----------------------|--------------|------------------------------------|
| Utilization % Color Codes: | Red < 25% | Blue < 50% | Green < 90% | Gold >= 90% |
| Capacity: | 29 | Students (Banner) | Description: | Multidisciplinary Center East/West |
| Stations: | 29 | Students (Fusion) | Division: | |
| Max Student Hrs: | 2,030 | Capacity * 70 Hrs/Wk | Room Use: | 110 Classroom |
| Use Factor: | 53 | Hrs/Week | Size: | 513 Sq. Feet |
| Occ Factor: | 19 | Students/Hr | TOP Code: | 009900 |
| State Benchmark: | 1,025 | Student Hours/Wk | TOP Title: | General Assignment |

Number of Students by Time and Day

| Time | Mon | Tues | Wed | Thur | Fri | Sat | Week |
|-------------------------------|-----|------|-----|------|-----|-----|-------|
| 0700 | 0 | 0 | 0 | 0 | 0 | 0 | 0 |
| 0730 | 0 | 0 | 0 | 0 | 0 | 0 | 0 |
| 0800 | 0 | 0 | 0 | 0 | 0 | 0 | 0 |
| 0830 | 28 | 28 | 28 | 0 | 0 | 0 | 84 |
| 0900 | 28 | 28 | 28 | 0 | 0 | 0 | 84 |
| 0930 | 29 | 0 | 29 | 0 | 29 | 0 | 87 |
| 1000 | 29 | 0 | 29 | 0 | 29 | 0 | 87 |
| 1030 | 0 | 29 | 0 | 29 | 0 | 0 | 58 |
| 1100 | 0 | 29 | 0 | 29 | 0 | 0 | 58 |
| 1130 | 0 | 29 | 0 | 29 | 0 | 0 | 58 |
| 1200 | 0 | 0 | 0 | 0 | 0 | 0 | 0 |
| 1230 | 0 | 0 | 0 | 0 | 0 | 0 | 0 |
| 1300 | 0 | 0 | 0 | 0 | 0 | 0 | 0 |
| 1330 | 0 | 29 | 0 | 29 | 0 | 0 | 58 |
| 1400 | 0 | 29 | 0 | 29 | 0 | 0 | 58 |
| 1430 | 0 | 29 | 0 | 29 | 0 | 0 | 58 |
| 1500 | 0 | 29 | 0 | 29 | 0 | 0 | 58 |
| 1530 | 0 | 29 | 0 | 29 | 0 | 0 | 58 |
| 1600 | 0 | 0 | 0 | 0 | 0 | 0 | 0 |
| 1630 | 0 | 28 | 0 | 28 | 0 | 0 | 56 |
| 1700 | 0 | 28 | 0 | 28 | 0 | 0 | 56 |
| 1730 | 0 | 28 | 0 | 28 | 0 | 0 | 56 |
| 1800 | 0 | 28 | 0 | 28 | 0 | 0 | 56 |
| 1830 | 0 | 28 | 0 | 28 | 0 | 0 | 56 |
| 1900 | 0 | 0 | 0 | 0 | 0 | 0 | 0 |
| 1930 | 0 | 0 | 0 | 0 | 0 | 0 | 0 |
| 2000 | 0 | 0 | 0 | 0 | 0 | 0 | 0 |
| 2030 | 0 | 0 | 0 | 0 | 0 | 0 | 0 |
| 2100 | 0 | 0 | 0 | 0 | 0 | 0 | 0 |
| 2130 | 0 | 0 | 0 | 0 | 0 | 0 | 0 |
| Total Student Seat 1/2 Hours: | 114 | 428 | 114 | 372 | 58 | 0 | 1,086 |
| Total Student Seat Hours: | 57 | 214 | 57 | 186 | 29 | 0 | 543 |
| % Max Student Hrs: | 14% | 53% | 14% | 46% | 7% | 0% | 27% |
| % State Benchmark: | 28% | 104% | 28% | 91% | 14% | 0% | 53% |

| CRN | Course | Enroll | Dates | Days | BTime | ETime | Instructor | Hrs | Type | |
|-------|-----------|--------|-------|------|-------|-------|------------|---------------------------|------|----|
| 39418 | ENGL V01A | 28 | 1/6 | 5/19 | MTW | 0830 | 0920 | Dickson-Lew, Katherine M. | 3 | WC |
| 30368 | ENGL V01B | 29 | 1/6 | 5/19 | M W F | 0930 | 1020 | Dickson-Lew, Katherine M. | 3 | WC |
| 32002 | ENGL V01B | 29 | 1/6 | 5/19 | T R | 1030 | 1145 | Cryer, Christine L. | 3 | WC |
| 30603 | ENGL V01A | 29 | 1/6 | 5/19 | T R | 1330 | 1545 | Dixon, Michael J. | 5 | WC |
| 31358 | ENGL V01A | 28 | 1/6 | 5/19 | T R | 1630 | 1845 | Dixon, Michael J. | 5 | WC |

Utilization % Color Codes:

| | | | |
|-----------|------------|-------------|-------------|
| Red < 25% | Blue < 50% | Green < 90% | Gold >= 90% |
|-----------|------------|-------------|-------------|

| | | | | | |
|------------------|-------|----------------------|--------------|------------------------------------|-----------|
| Capacity: | 29 | Students (Banner) | Description: | Multidisciplinary Center East/West | |
| Stations: | 29 | Students (Fusion) | Division: | | |
| Max Student Hrs: | 2,030 | Capacity * 70 Hrs/Wk | Room Use: | 110 | Classroom |
| Use Factor: | 53 | Hrs/Week | Size: | 513 | Sq. Feet |
| Occ Factor: | 19 | Students/Hr | TOP Code: | 009900 | |
| State Benchmark: | 1,025 | Student Hours/Wk | TOP Title: | General Assignment | |

Number of Students by Time and Day

| Time | Mon | Tues | Wed | Thur | Fri | Sat | Week |
|-------------------------------|-----|------|-----|------|-----|-----|------|
| 0700 | 0 | 0 | 0 | 0 | 0 | 0 | 0 |
| 0730 | 0 | 0 | 0 | 0 | 0 | 0 | 0 |
| 0800 | 0 | 0 | 0 | 0 | 0 | 0 | 0 |
| 0830 | 29 | 29 | 29 | 0 | 0 | 0 | 87 |
| 0900 | 29 | 29 | 29 | 0 | 0 | 0 | 87 |
| 0930 | 29 | 29 | 29 | 0 | 0 | 0 | 87 |
| 1000 | 29 | 29 | 29 | 0 | 0 | 0 | 87 |
| 1030 | 0 | 0 | 28 | 28 | 0 | 0 | 56 |
| 1100 | 0 | 0 | 28 | 28 | 0 | 0 | 56 |
| 1130 | 0 | 0 | 0 | 0 | 0 | 0 | 0 |
| 1200 | 0 | 0 | 0 | 0 | 0 | 0 | 0 |
| 1230 | 0 | 0 | 0 | 0 | 0 | 0 | 0 |
| 1300 | 0 | 0 | 0 | 0 | 0 | 0 | 0 |
| 1330 | 0 | 29 | 0 | 0 | 0 | 0 | 29 |
| 1400 | 0 | 29 | 0 | 0 | 0 | 0 | 29 |
| 1430 | 0 | 29 | 0 | 0 | 0 | 0 | 29 |
| 1500 | 0 | 29 | 0 | 0 | 0 | 0 | 29 |
| 1530 | 0 | 29 | 0 | 0 | 0 | 0 | 29 |
| 1600 | 0 | 0 | 0 | 0 | 0 | 0 | 0 |
| 1630 | 0 | 0 | 0 | 0 | 0 | 0 | 0 |
| 1700 | 0 | 0 | 0 | 0 | 0 | 0 | 0 |
| 1730 | 0 | 0 | 0 | 0 | 0 | 0 | 0 |
| 1800 | 0 | 0 | 0 | 0 | 0 | 0 | 0 |
| 1830 | 0 | 0 | 0 | 0 | 0 | 0 | 0 |
| 1900 | 0 | 28 | 0 | 0 | 0 | 0 | 28 |
| 1930 | 0 | 28 | 0 | 0 | 0 | 0 | 28 |
| 2000 | 0 | 28 | 0 | 0 | 0 | 0 | 28 |
| 2030 | 0 | 28 | 0 | 0 | 0 | 0 | 28 |
| 2100 | 0 | 28 | 0 | 0 | 0 | 0 | 28 |
| 2130 | 0 | 0 | 0 | 0 | 0 | 0 | 0 |
| Total Student Seat 1/2 Hours: | 116 | 401 | 172 | 56 | 0 | 0 | 745 |
| Total Student Seat Hours: | 58 | 201 | 86 | 28 | 0 | 0 | 373 |
| % Max Student Hrs: | 14% | 49% | 21% | 7% | 0% | 0% | 18% |
| % State Benchmark: | 28% | 98% | 42% | 14% | 0% | 0% | 36% |

| CRN | Course | Enroll | Dates | Days | BTime | ETime | Instructor | Hrs | Type |
|-------|-----------|--------|------------|------|-------|-------|---------------------|-----|------|
| 72550 | ENGL V01A | 29 | 8/19 12/18 | MTW | 0830 | 0920 | Ringen, Randy M. | 3 | WC |
| 71552 | ENGL V01A | 29 | 8/19 12/18 | MTW | 0930 | 1020 | Ringen, Randy M. | 3 | WC |
| 71064 | ENGL V02 | 28 | 8/19 12/18 | R | 1030 | 1120 | Garcia, Jennifer S. | 1 | WC |
| 71159 | ENGL V02 | 28 | 8/19 12/18 | W | 1030 | 1120 | Garcia, Jennifer S. | 1 | WC |
| 75153 | ENGL V01A | 29 | 8/19 12/18 | T | 1330 | 1545 | Pollack, Deborah U. | 3 | WC |
| 71067 | ENGL V02 | 28 | 8/19 12/18 | T | 1900 | 2115 | Zeman, Melinda J. | 3 | WC |

Utilization % Color Codes:

| | | | |
|-----------|------------|-------------|-------------|
| Red < 25% | Blue < 50% | Green < 90% | Gold >= 90% |
|-----------|------------|-------------|-------------|

| | | | | | |
|------------------|-------|----------------------|--------------|------------------------------------|-----------|
| Capacity: | 29 | Students (Banner) | Description: | Multidisciplinary Center East/West | |
| Stations: | 29 | Students (Fusion) | Division: | | |
| Max Student Hrs: | 2,030 | Capacity * 70 Hrs/Wk | Room Use: | 110 | Classroom |
| Use Factor: | 53 | Hrs/Week | Size: | 513 | Sq. Feet |
| Occ Factor: | 19 | Students/Hr | TOP Code: | 009900 | |
| State Benchmark: | 1,025 | Student Hours/Wk | TOP Title: | General Assignment | |

Number of Students by Time and Day

| Time | Mon | Tues | Wed | Thur | Fri | Sat | Week |
|-------------------------------|-----|------|-----|------|-----|-----|------|
| 0700 | 0 | 0 | 0 | 0 | 0 | 0 | 0 |
| 0730 | 0 | 0 | 0 | 0 | 0 | 0 | 0 |
| 0800 | 0 | 0 | 0 | 0 | 0 | 0 | 0 |
| 0830 | 0 | 0 | 0 | 0 | 0 | 0 | 0 |
| 0900 | 0 | 0 | 0 | 0 | 0 | 0 | 0 |
| 0930 | 0 | 0 | 0 | 0 | 0 | 0 | 0 |
| 1000 | 0 | 0 | 0 | 0 | 0 | 0 | 0 |
| 1030 | 25 | 25 | 25 | 25 | 0 | 0 | 100 |
| 1100 | 25 | 25 | 25 | 25 | 0 | 0 | 100 |
| 1130 | 25 | 25 | 25 | 25 | 0 | 0 | 100 |
| 1200 | 25 | 25 | 25 | 25 | 0 | 0 | 100 |
| 1230 | 25 | 25 | 25 | 25 | 0 | 0 | 100 |
| 1300 | 25 | 25 | 25 | 25 | 0 | 0 | 100 |
| 1330 | 0 | 0 | 0 | 0 | 0 | 0 | 0 |
| 1400 | 0 | 0 | 0 | 0 | 0 | 0 | 0 |
| 1430 | 0 | 0 | 0 | 0 | 0 | 0 | 0 |
| 1500 | 0 | 0 | 0 | 0 | 0 | 0 | 0 |
| 1530 | 0 | 0 | 0 | 0 | 0 | 0 | 0 |
| 1600 | 0 | 0 | 0 | 0 | 0 | 0 | 0 |
| 1630 | 0 | 0 | 0 | 0 | 0 | 0 | 0 |
| 1700 | 0 | 0 | 0 | 0 | 0 | 0 | 0 |
| 1730 | 0 | 0 | 0 | 0 | 0 | 0 | 0 |
| 1800 | 0 | 0 | 0 | 0 | 0 | 0 | 0 |
| 1830 | 0 | 0 | 0 | 0 | 0 | 0 | 0 |
| 1900 | 0 | 0 | 0 | 0 | 0 | 0 | 0 |
| 1930 | 0 | 0 | 0 | 0 | 0 | 0 | 0 |
| 2000 | 0 | 0 | 0 | 0 | 0 | 0 | 0 |
| 2030 | 0 | 0 | 0 | 0 | 0 | 0 | 0 |
| 2100 | 0 | 0 | 0 | 0 | 0 | 0 | 0 |
| 2130 | 0 | 0 | 0 | 0 | 0 | 0 | 0 |
| Total Student Seat 1/2 Hours: | 150 | 150 | 150 | 150 | 0 | 0 | 600 |
| Total Student Seat Hours: | 75 | 75 | 75 | 75 | 0 | 0 | 300 |
| % Max Student Hrs: | 18% | 18% | 18% | 18% | 0% | 0% | 15% |
| % State Benchmark: | 37% | 37% | 37% | 37% | 0% | 0% | 29% |

| CRN | Course | Enroll | Dates | Days | BTime | ETime | Instructor | Hrs | Type |
|-------|----------|--------|-------|------|-------|-------|------------|-------------------|-------|
| 55345 | ENGL V02 | 25 | 6/17 | 8/1 | MTWR | 1030 | 1320 | Spitler, Emily P. | 12 DC |

| | | | | |
|----------------------------|-----------|----------------------|--------------|------------------------------------|
| Utilization % Color Codes: | Red < 25% | Blue < 50% | Green < 90% | Gold >= 90% |
| Capacity: | 35 | Students (Banner) | Description: | Multidisciplinary Center East/West |
| Stations: | 35 | Students (Fusion) | Division: | |
| Max Student Hrs: | 2,450 | Capacity * 70 Hrs/Wk | Room Use: | 110 Classroom |
| Use Factor: | 53 | Hrs/Week | Size: | 638 Sq. Feet |
| Occ Factor: | 23 | Students/Hr | TOP Code: | 009900 |
| State Benchmark: | 1,237 | Student Hours/Wk | TOP Title: | General Assignment |

Number of Students by Time and Day

| Time | Mon | Tues | Wed | Thur | Fri | Sat | Week |
|-------------------------------|-----|------|-----|------|-----|-----|-------|
| 0700 | 0 | 0 | 0 | 0 | 0 | 0 | 0 |
| 0730 | 0 | 37 | 0 | 37 | 0 | 0 | 74 |
| 0800 | 0 | 37 | 0 | 37 | 0 | 0 | 74 |
| 0830 | 34 | 37 | 34 | 37 | 34 | 0 | 176 |
| 0900 | 34 | 35 | 34 | 35 | 34 | 0 | 172 |
| 0930 | 22 | 35 | 22 | 35 | 22 | 0 | 136 |
| 1000 | 22 | 35 | 22 | 35 | 22 | 0 | 136 |
| 1030 | 33 | 28 | 33 | 28 | 33 | 0 | 155 |
| 1100 | 33 | 28 | 33 | 28 | 33 | 0 | 155 |
| 1130 | 32 | 28 | 32 | 28 | 32 | 0 | 152 |
| 1200 | 32 | 0 | 32 | 0 | 32 | 0 | 96 |
| 1230 | 0 | 0 | 0 | 0 | 0 | 0 | 0 |
| 1300 | 0 | 0 | 0 | 0 | 0 | 0 | 0 |
| 1330 | 0 | 0 | 0 | 0 | 0 | 0 | 0 |
| 1400 | 0 | 0 | 0 | 0 | 0 | 0 | 0 |
| 1430 | 0 | 0 | 0 | 0 | 0 | 0 | 0 |
| 1500 | 0 | 0 | 0 | 0 | 0 | 0 | 0 |
| 1530 | 0 | 0 | 0 | 0 | 0 | 0 | 0 |
| 1600 | 0 | 0 | 0 | 0 | 0 | 0 | 0 |
| 1630 | 0 | 0 | 0 | 0 | 0 | 0 | 0 |
| 1700 | 0 | 0 | 0 | 0 | 0 | 0 | 0 |
| 1730 | 0 | 0 | 0 | 0 | 0 | 0 | 0 |
| 1800 | 0 | 0 | 0 | 0 | 0 | 0 | 0 |
| 1830 | 0 | 0 | 0 | 0 | 0 | 0 | 0 |
| 1900 | 0 | 0 | 32 | 29 | 0 | 0 | 61 |
| 1930 | 0 | 0 | 32 | 29 | 0 | 0 | 61 |
| 2000 | 0 | 0 | 32 | 29 | 0 | 0 | 61 |
| 2030 | 0 | 0 | 32 | 29 | 0 | 0 | 61 |
| 2100 | 0 | 0 | 32 | 29 | 0 | 0 | 61 |
| 2130 | 0 | 0 | 32 | 29 | 0 | 0 | 61 |
| Total Student Seat 1/2 Hours: | 242 | 300 | 434 | 474 | 242 | 0 | 1,692 |
| Total Student Seat Hours: | 121 | 150 | 217 | 237 | 121 | 0 | 846 |
| % Max Student Hrs: | 25% | 31% | 44% | 48% | 25% | 0% | 35% |
| % State Benchmark: | 49% | 61% | 88% | 96% | 49% | 0% | 68% |

| CRN | Course | Enroll | Dates | Days | BTime | ETime | Instructor | Hrs | Type |
|-------|-----------|--------|-------|------|-------|-------|------------|----------------------|------|
| 38152 | HIST V04B | 37 | 1/6 | 5/19 | T R | 0730 | 0845 | De La Rocha, Ismael | 3 WC |
| 30529 | HIST V04B | 34 | 1/6 | 5/19 | M W F | 0830 | 0920 | De La Rocha, Ismael | 3 WC |
| 32152 | PSY V01 | 35 | 1/6 | 5/19 | T R | 0900 | 1015 | Cushner, Michael J. | 3 WC |
| 33144 | AES V21B | 5 | 1/6 | 5/19 | M W F | 0930 | 1020 | De La Rocha, Ismael | 3 WC |
| 30618 | HIST V10B | 17 | 1/6 | 5/19 | M W F | 0930 | 1020 | De La Rocha, Ismael | 3 WC |
| 30193 | HIST V21 | 28 | 1/6 | 5/19 | T R | 1030 | 1145 | Coffey, Colleen M. | 3 WC |
| 30540 | HIST V07A | 33 | 1/6 | 5/19 | M W F | 1030 | 1120 | Coffey, Colleen M. | 3 WC |
| 30530 | HIST V04B | 32 | 1/6 | 5/19 | M W F | 1130 | 1220 | De La Rocha, Ismael | 3 WC |
| 30799 | CJ V18 | 29 | 1/6 | 5/19 | R | 1900 | 2150 | Camarillo, Robert C. | 3 WC |
| 30027 | CHST V01 | 24 | 1/6 | 5/19 | W | 1900 | 2150 | Saiz, Benjamin F. | 3 WC |
| 33027 | AES V20 | 8 | 1/6 | 5/19 | W | 1900 | 2150 | Saiz, Benjamin F. | 3 WC |

Utilization % Color Codes:

| | | | |
|-----------|------------|-------------|-------------|
| Red < 25% | Blue < 50% | Green < 90% | Gold >= 90% |
|-----------|------------|-------------|-------------|

| | | | | | |
|------------------|-------|----------------------|--------------|------------------------------------|-----------|
| Capacity: | 35 | Students (Banner) | Description: | Multidisciplinary Center East/West | |
| Stations: | 35 | Students (Fusion) | Division: | | |
| Max Student Hrs: | 2,450 | Capacity * 70 Hrs/Wk | Room Use: | 110 | Classroom |
| Use Factor: | 53 | Hrs/Week | Size: | 638 | Sq. Feet |
| Occ Factor: | 23 | Students/Hr | TOP Code: | 009900 | |
| State Benchmark: | 1,237 | Student Hours/Wk | TOP Title: | General Assignment | |

Number of Students by Time and Day

| Time | Mon | Tues | Wed | Thur | Fri | Sat | Week |
|-------------------------------|-----|------|-----|------|-----|-----|-------|
| 0700 | 0 | 0 | 0 | 0 | 0 | 0 | 0 |
| 0730 | 0 | 38 | 0 | 38 | 0 | 0 | 76 |
| 0800 | 0 | 38 | 0 | 38 | 0 | 0 | 76 |
| 0830 | 37 | 38 | 37 | 38 | 37 | 0 | 187 |
| 0900 | 37 | 34 | 37 | 34 | 37 | 0 | 179 |
| 0930 | 33 | 34 | 33 | 34 | 33 | 0 | 167 |
| 1000 | 33 | 34 | 33 | 34 | 33 | 0 | 167 |
| 1030 | 32 | 0 | 32 | 0 | 32 | 0 | 96 |
| 1100 | 32 | 29 | 32 | 29 | 32 | 0 | 154 |
| 1130 | 37 | 29 | 37 | 29 | 37 | 0 | 169 |
| 1200 | 37 | 29 | 37 | 29 | 37 | 0 | 169 |
| 1230 | 0 | 29 | 0 | 29 | 0 | 0 | 58 |
| 1300 | 0 | 29 | 0 | 29 | 0 | 0 | 58 |
| 1330 | 30 | 25 | 0 | 0 | 0 | 0 | 55 |
| 1400 | 30 | 25 | 0 | 0 | 0 | 0 | 55 |
| 1430 | 30 | 25 | 0 | 0 | 0 | 0 | 55 |
| 1500 | 30 | 0 | 0 | 0 | 0 | 0 | 30 |
| 1530 | 30 | 0 | 0 | 0 | 0 | 0 | 30 |
| 1600 | 0 | 0 | 0 | 0 | 0 | 0 | 0 |
| 1630 | 0 | 31 | 0 | 31 | 0 | 0 | 62 |
| 1700 | 0 | 31 | 0 | 31 | 0 | 0 | 62 |
| 1730 | 0 | 31 | 0 | 31 | 0 | 0 | 62 |
| 1800 | 0 | 0 | 0 | 0 | 0 | 0 | 0 |
| 1830 | 0 | 0 | 0 | 0 | 0 | 0 | 0 |
| 1900 | 0 | 32 | 0 | 32 | 0 | 0 | 64 |
| 1930 | 0 | 32 | 0 | 32 | 0 | 0 | 64 |
| 2000 | 0 | 32 | 0 | 32 | 0 | 0 | 64 |
| 2030 | 0 | 32 | 0 | 32 | 0 | 0 | 64 |
| 2100 | 0 | 32 | 0 | 32 | 0 | 0 | 64 |
| 2130 | 0 | 0 | 0 | 0 | 0 | 0 | 0 |
| Total Student Seat 1/2 Hours: | 428 | 689 | 278 | 614 | 278 | 0 | 2,287 |
| Total Student Seat Hours: | 214 | 345 | 139 | 307 | 139 | 0 | 1,144 |
| % Max Student Hrs: | 44% | 70% | 28% | 63% | 28% | 0% | 47% |
| % State Benchmark: | 87% | 139% | 56% | 124% | 56% | 0% | 92% |

| CRN | Course | Enroll | Dates | Days | BTime | ETime | Instructor | Hrs | Type |
|-------|-----------|--------|------------|-------|-------|-------|---------------------|-----|------|
| 71521 | HIST V04B | 38 | 8/19 12/18 | T R | 0730 | 0845 | De La Rocha, Ismael | 3 | WC |
| 71527 | HIST V04B | 37 | 8/19 12/18 | M W F | 0830 | 0920 | De La Rocha, Ismael | 3 | WC |
| 73710 | HIST V02B | 34 | 8/19 12/18 | T R | 0900 | 1015 | Coffey, Colleen M. | 3 | WC |
| 71725 | AES V21A | 5 | 8/19 12/18 | M W F | 0930 | 1020 | De La Rocha, Ismael | 3 | WC |
| 70144 | HIST V10A | 28 | 8/19 12/18 | M W F | 0930 | 1020 | De La Rocha, Ismael | 3 | WC |
| 79132 | HIST V07B | 32 | 8/19 12/18 | M W F | 1030 | 1120 | Coffey, Colleen M. | 3 | WC |
| 72400 | ENGL V02 | 29 | 8/19 12/18 | T R | 1100 | 1315 | Maldonado, Jose A. | 5 | WC |
| 71597 | HIST V04B | 37 | 8/19 12/18 | M W F | 1130 | 1220 | De La Rocha, Ismael | 3 | WC |
| 72384 | ENGL V01A | 25 | 8/19 12/18 | T | 1330 | 1445 | Lall, Sumita | 2 | IU |
| 70117 | ENGL V02 | 30 | 8/19 12/18 | M | 1330 | 1545 | Pollack, Deborah U. | 3 | WC |
| 70574 | ENGL V01B | 31 | 8/19 12/18 | T R | 1630 | 1745 | Pollack, Deborah U. | 3 | WC |
| 70651 | FREN V01 | 32 | 8/19 12/18 | T R | 1900 | 2115 | Arie, Francoise L. | 5 | WC |

Utilization % Color Codes:

| | | | |
|-----------|------------|-------------|-------------|
| Red < 25% | Blue < 50% | Green < 90% | Gold >= 90% |
|-----------|------------|-------------|-------------|

| | | | | | |
|------------------|-------|----------------------|--------------|------------------------------------|-----------|
| Capacity: | 35 | Students (Banner) | Description: | Multidisciplinary Center East/West | |
| Stations: | 35 | Students (Fusion) | Division: | | |
| Max Student Hrs: | 2,450 | Capacity * 70 Hrs/Wk | Room Use: | 110 | Classroom |
| Use Factor: | 53 | Hrs/Week | Size: | 638 | Sq. Feet |
| Occ Factor: | 23 | Students/Hr | TOP Code: | 009900 | |
| State Benchmark: | 1,237 | Student Hours/Wk | TOP Title: | General Assignment | |

Number of Students by Time and Day

| Time | Mon | Tues | Wed | Thur | Fri | Sat | Week |
|-------------------------------|-----|------|-----|------|-----|-----|------|
| 0700 | 0 | 0 | 0 | 0 | 0 | 0 | 0 |
| 0730 | 0 | 0 | 0 | 0 | 0 | 0 | 0 |
| 0800 | 40 | 40 | 40 | 40 | 0 | 0 | 160 |
| 0830 | 40 | 40 | 40 | 40 | 0 | 0 | 160 |
| 0900 | 40 | 40 | 40 | 40 | 0 | 0 | 160 |
| 0930 | 40 | 40 | 40 | 40 | 0 | 0 | 160 |
| 1000 | 0 | 0 | 0 | 0 | 0 | 0 | 0 |
| 1030 | 0 | 0 | 0 | 0 | 0 | 0 | 0 |
| 1100 | 0 | 0 | 0 | 0 | 0 | 0 | 0 |
| 1130 | 0 | 0 | 0 | 0 | 0 | 0 | 0 |
| 1200 | 0 | 0 | 0 | 0 | 0 | 0 | 0 |
| 1230 | 0 | 0 | 0 | 0 | 0 | 0 | 0 |
| 1300 | 0 | 0 | 0 | 0 | 0 | 0 | 0 |
| 1330 | 0 | 0 | 0 | 0 | 0 | 0 | 0 |
| 1400 | 0 | 0 | 0 | 0 | 0 | 0 | 0 |
| 1430 | 0 | 0 | 0 | 0 | 0 | 0 | 0 |
| 1500 | 0 | 0 | 0 | 0 | 0 | 0 | 0 |
| 1530 | 0 | 0 | 0 | 0 | 0 | 0 | 0 |
| 1600 | 0 | 0 | 0 | 0 | 0 | 0 | 0 |
| 1630 | 0 | 0 | 0 | 0 | 0 | 0 | 0 |
| 1700 | 0 | 0 | 0 | 0 | 0 | 0 | 0 |
| 1730 | 0 | 0 | 0 | 0 | 0 | 0 | 0 |
| 1800 | 0 | 0 | 0 | 0 | 0 | 0 | 0 |
| 1830 | 0 | 0 | 0 | 0 | 0 | 0 | 0 |
| 1900 | 0 | 0 | 0 | 0 | 0 | 0 | 0 |
| 1930 | 0 | 0 | 0 | 0 | 0 | 0 | 0 |
| 2000 | 0 | 0 | 0 | 0 | 0 | 0 | 0 |
| 2030 | 0 | 0 | 0 | 0 | 0 | 0 | 0 |
| 2100 | 0 | 0 | 0 | 0 | 0 | 0 | 0 |
| 2130 | 0 | 0 | 0 | 0 | 0 | 0 | 0 |
| Total Student Seat 1/2 Hours: | 160 | 160 | 160 | 160 | 0 | 0 | 640 |
| Total Student Seat Hours: | 80 | 80 | 80 | 80 | 0 | 0 | 320 |
| % Max Student Hrs: | 16% | 16% | 16% | 16% | 0% | 0% | 13% |
| % State Benchmark: | 32% | 32% | 32% | 32% | 0% | 0% | 26% |

| CRN | Course | Enroll | Dates | Days | BTime | ETime | Instructor | Hrs | Type |
|-------|-----------|--------|-------|------|-------|-------|------------|---------------------|------|
| 50755 | HIST V04B | 40 | 6/17 | 7/29 | MTWR | 0800 | 0950 | De La Rocha, Ismael | 8 DC |

| | | | | |
|----------------------------|-----------|----------------------|--------------|------------------------|
| Utilization % Color Codes: | Red < 25% | Blue < 50% | Green < 90% | Gold >= 90% |
| Capacity: | 403 | Students (Banner) | Description: | Performing Arts Center |
| Stations: | 403 | Students (Fusion) | Division: | 50 |
| Max Student Hrs: | 28,210 | Capacity * 70 Hrs/Wk | Room Use: | 610 Assembly |
| Use Factor: | 53 | Hrs/Week | Size: | 3,220 Sq. Feet |
| Occ Factor: | 269 | Students/Hr | TOP Code: | 100700 |
| State Benchmark: | 14,238 | Student Hours/Wk | TOP Title: | Dramatic Arts |

Number of Students by Time and Day

| Time | Mon | Tues | Wed | Thur | Fri | Sat | Week |
|-------------------------------|-----|------|-----|------|-----|-----|------|
| 0700 | 0 | 0 | 0 | 0 | 0 | 0 | 0 |
| 0730 | 0 | 0 | 0 | 0 | 0 | 0 | 0 |
| 0800 | 0 | 0 | 0 | 0 | 0 | 0 | 0 |
| 0830 | 0 | 0 | 0 | 0 | 0 | 0 | 0 |
| 0900 | 0 | 0 | 0 | 0 | 0 | 0 | 0 |
| 0930 | 0 | 0 | 0 | 0 | 0 | 0 | 0 |
| 1000 | 0 | 0 | 0 | 0 | 0 | 0 | 0 |
| 1030 | 0 | 0 | 0 | 0 | 0 | 0 | 0 |
| 1100 | 0 | 0 | 0 | 0 | 0 | 0 | 0 |
| 1130 | 0 | 0 | 0 | 0 | 0 | 0 | 0 |
| 1200 | 0 | 0 | 0 | 0 | 0 | 0 | 0 |
| 1230 | 0 | 0 | 0 | 0 | 0 | 0 | 0 |
| 1300 | 0 | 0 | 0 | 0 | 0 | 0 | 0 |
| 1330 | 0 | 0 | 0 | 0 | 0 | 0 | 0 |
| 1400 | 0 | 0 | 0 | 0 | 0 | 0 | 0 |
| 1430 | 0 | 0 | 0 | 0 | 0 | 0 | 0 |
| 1500 | 0 | 0 | 0 | 0 | 0 | 0 | 0 |
| 1530 | 0 | 0 | 0 | 0 | 0 | 0 | 0 |
| 1600 | 0 | 0 | 0 | 0 | 0 | 0 | 0 |
| 1630 | 0 | 0 | 0 | 0 | 0 | 0 | 0 |
| 1700 | 0 | 0 | 0 | 0 | 0 | 0 | 0 |
| 1730 | 0 | 0 | 0 | 0 | 0 | 0 | 0 |
| 1800 | 0 | 0 | 0 | 0 | 0 | 0 | 0 |
| 1830 | 0 | 0 | 0 | 0 | 0 | 0 | 0 |
| 1900 | 0 | 0 | 0 | 0 | 0 | 0 | 0 |
| 1930 | 0 | 0 | 0 | 0 | 0 | 0 | 0 |
| 2000 | 0 | 0 | 0 | 0 | 0 | 0 | 0 |
| 2030 | 0 | 0 | 0 | 0 | 0 | 0 | 0 |
| 2100 | 0 | 0 | 0 | 0 | 0 | 0 | 0 |
| 2130 | 0 | 0 | 0 | 0 | 0 | 0 | 0 |
| Total Student Seat 1/2 Hours: | 0 | 0 | 0 | 0 | 0 | 0 | 0 |
| Total Student Seat Hours: | 0 | 0 | 0 | 0 | 0 | 0 | 0 |
| % Max Student Hrs: | 0% | 0% | 0% | 0% | 0% | 0% | 0% |
| % State Benchmark: | 0% | 0% | 0% | 0% | 0% | 0% | 0% |

| | | | | |
|----------------------------|-----------|----------------------|--------------|------------------------|
| Utilization % Color Codes: | Red < 25% | Blue < 50% | Green < 90% | Gold >= 90% |
| Capacity: | 31 | Students (Banner) | Description: | Performing Arts Center |
| Stations: | 31 | Students (Fusion) | Division: | 13 |
| Max Student Hrs: | 2,170 | Capacity * 70 Hrs/Wk | Room Use: | 210 Class Lab |
| Use Factor: | 53 | Hrs/Week | Size: | 642 Sq. Feet |
| Occ Factor: | 21 | Students/Hr | TOP Code: | 100400 |
| State Benchmark: | 1,095 | Student Hours/Wk | TOP Title: | Music |

Number of Students by Time and Day

| Time | Mon | Tues | Wed | Thur | Fri | Sat | Week |
|-------------------------------|-----|------|-----|------|-----|-----|------|
| 0700 | 0 | 0 | 0 | 0 | 0 | 0 | 0 |
| 0730 | 0 | 0 | 0 | 0 | 0 | 0 | 0 |
| 0800 | 0 | 0 | 0 | 0 | 0 | 0 | 0 |
| 0830 | 0 | 0 | 0 | 0 | 0 | 0 | 0 |
| 0900 | 11 | 11 | 11 | 11 | 0 | 0 | 44 |
| 0930 | 11 | 11 | 11 | 11 | 0 | 0 | 44 |
| 1000 | 11 | 11 | 11 | 11 | 0 | 0 | 44 |
| 1030 | 21 | 16 | 21 | 16 | 0 | 0 | 74 |
| 1100 | 21 | 16 | 21 | 16 | 0 | 0 | 74 |
| 1130 | 21 | 16 | 21 | 16 | 0 | 0 | 74 |
| 1200 | 0 | 0 | 0 | 0 | 0 | 0 | 0 |
| 1230 | 0 | 0 | 0 | 0 | 0 | 0 | 0 |
| 1300 | 0 | 0 | 0 | 0 | 0 | 0 | 0 |
| 1330 | 0 | 30 | 0 | 30 | 0 | 0 | 60 |
| 1400 | 0 | 30 | 0 | 30 | 0 | 0 | 60 |
| 1430 | 0 | 30 | 0 | 30 | 0 | 0 | 60 |
| 1500 | 0 | 14 | 0 | 14 | 0 | 0 | 28 |
| 1530 | 0 | 14 | 0 | 14 | 0 | 0 | 28 |
| 1600 | 0 | 14 | 0 | 14 | 0 | 0 | 28 |
| 1630 | 0 | 14 | 0 | 14 | 0 | 0 | 28 |
| 1700 | 0 | 0 | 0 | 0 | 0 | 0 | 0 |
| 1730 | 0 | 0 | 0 | 0 | 0 | 0 | 0 |
| 1800 | 0 | 0 | 0 | 0 | 0 | 0 | 0 |
| 1830 | 0 | 0 | 0 | 0 | 0 | 0 | 0 |
| 1900 | 21 | 0 | 0 | 0 | 0 | 0 | 21 |
| 1930 | 21 | 0 | 0 | 0 | 0 | 0 | 21 |
| 2000 | 21 | 0 | 0 | 0 | 0 | 0 | 21 |
| 2030 | 21 | 0 | 0 | 0 | 0 | 0 | 21 |
| 2100 | 21 | 0 | 0 | 0 | 0 | 0 | 21 |
| 2130 | 21 | 0 | 0 | 0 | 0 | 0 | 21 |
| Total Student Seat 1/2 Hours: | 222 | 227 | 96 | 227 | 0 | 0 | 772 |
| Total Student Seat Hours: | 111 | 114 | 48 | 114 | 0 | 0 | 386 |
| % Max Student Hrs: | 26% | 26% | 11% | 26% | 0% | 0% | 18% |
| % State Benchmark: | 51% | 52% | 22% | 52% | 0% | 0% | 35% |

| CRN | Course | Enroll | Dates | Days | BTime | ETime | Instructor | Hrs | Type |
|-------|----------|--------|-------|------|-------|-------|------------|------------------|------|
| 33437 | MUS V02A | 11 | 1/6 | 5/19 | T R | 0900 | 1015 | Lawson, Robert | 3 WC |
| 32657 | MUS V02A | 11 | 1/6 | 5/19 | M W | 0900 | 1015 | Lawson, Robert | 3 WC |
| 33443 | MUS V02D | 16 | 1/6 | 5/19 | T R | 1030 | 1145 | Taft, Edson | 3 WC |
| 33440 | MUS V02B | 21 | 1/6 | 5/19 | M W | 1030 | 1145 | Lawson, Robert | 3 WC |
| 33434 | MUS V01 | 30 | 1/6 | 5/19 | T R | 1330 | 1445 | Powers, Ollie D. | 3 WC |
| 38314 | MUS V39 | 14 | 1/6 | 5/19 | T R | 1500 | 1650 | Powers, Ollie D. | 4 WC |
| 33436 | MUS V01 | 21 | 1/6 | 5/19 | M | 1900 | 2150 | Titmus, Jon | 3 WC |

| | | | | |
|----------------------------|-----------|----------------------|--------------|------------------------|
| Utilization % Color Codes: | Red < 25% | Blue < 50% | Green < 90% | Gold >= 90% |
| Capacity: | 31 | Students (Banner) | Description: | Performing Arts Center |
| Stations: | 31 | Students (Fusion) | Division: | 13 |
| Max Student Hrs: | 2,170 | Capacity * 70 Hrs/Wk | Room Use: | 210 Class Lab |
| Use Factor: | 53 | Hrs/Week | Size: | 642 Sq. Feet |
| Occ Factor: | 21 | Students/Hr | TOP Code: | 100400 |
| State Benchmark: | 1,095 | Student Hours/Wk | TOP Title: | Music |

Number of Students by Time and Day

| Time | Mon | Tues | Wed | Thur | Fri | Sat | Week |
|-------------------------------|-----|------|-----|------|-----|-----|------|
| 0700 | 0 | 0 | 0 | 0 | 0 | 0 | 0 |
| 0730 | 0 | 0 | 0 | 0 | 0 | 0 | 0 |
| 0800 | 0 | 0 | 0 | 0 | 0 | 0 | 0 |
| 0830 | 0 | 0 | 0 | 0 | 0 | 0 | 0 |
| 0900 | 12 | 25 | 12 | 25 | 0 | 0 | 74 |
| 0930 | 12 | 25 | 12 | 25 | 0 | 0 | 74 |
| 1000 | 12 | 25 | 12 | 25 | 0 | 0 | 74 |
| 1030 | 7 | 29 | 7 | 29 | 0 | 0 | 72 |
| 1100 | 7 | 29 | 7 | 29 | 0 | 0 | 72 |
| 1130 | 7 | 29 | 7 | 29 | 0 | 0 | 72 |
| 1200 | 0 | 0 | 0 | 0 | 0 | 0 | 0 |
| 1230 | 0 | 0 | 0 | 0 | 0 | 0 | 0 |
| 1300 | 0 | 0 | 0 | 0 | 0 | 0 | 0 |
| 1330 | 0 | 29 | 0 | 29 | 0 | 0 | 58 |
| 1400 | 0 | 29 | 0 | 29 | 0 | 0 | 58 |
| 1430 | 0 | 29 | 0 | 29 | 0 | 0 | 58 |
| 1500 | 0 | 20 | 0 | 20 | 0 | 0 | 40 |
| 1530 | 0 | 20 | 0 | 20 | 0 | 0 | 40 |
| 1600 | 0 | 20 | 0 | 20 | 0 | 0 | 40 |
| 1630 | 0 | 20 | 0 | 20 | 0 | 0 | 40 |
| 1700 | 0 | 0 | 0 | 0 | 0 | 0 | 0 |
| 1730 | 0 | 0 | 0 | 0 | 0 | 0 | 0 |
| 1800 | 0 | 0 | 0 | 0 | 0 | 0 | 0 |
| 1830 | 0 | 0 | 0 | 0 | 0 | 0 | 0 |
| 1900 | 32 | 0 | 0 | 0 | 0 | 0 | 32 |
| 1930 | 32 | 0 | 0 | 0 | 0 | 0 | 32 |
| 2000 | 32 | 0 | 0 | 0 | 0 | 0 | 32 |
| 2030 | 32 | 0 | 0 | 0 | 0 | 0 | 32 |
| 2100 | 32 | 0 | 0 | 0 | 0 | 0 | 32 |
| 2130 | 32 | 0 | 0 | 0 | 0 | 0 | 32 |
| Total Student Seat 1/2 Hours: | 249 | 329 | 57 | 329 | 0 | 0 | 964 |
| Total Student Seat Hours: | 125 | 165 | 29 | 165 | 0 | 0 | 482 |
| % Max Student Hrs: | 29% | 38% | 7% | 38% | 0% | 0% | 22% |
| % State Benchmark: | 57% | 75% | 13% | 75% | 0% | 0% | 44% |

| CRN | Course | Enroll | Dates | Days | BTime | ETime | Instructor | Hrs | Type |
|-------|----------|--------|------------|------|-------|-------|------------------|-----|------|
| 71514 | MUS V02A | 25 | 8/19 12/18 | T R | 0900 | 1015 | Lawson, Robert | 3 | WC |
| 72035 | MUS V02A | 12 | 8/19 12/18 | M W | 0900 | 1015 | Lawson, Robert | 3 | WC |
| 72056 | MUS V02C | 29 | 8/19 12/18 | T R | 1030 | 1145 | Taft, Edson | 3 | WC |
| 72047 | MUS V02B | 7 | 8/19 12/18 | M W | 1030 | 1145 | Lawson, Robert | 3 | WC |
| 70897 | MUS V01 | 29 | 8/19 12/18 | T R | 1330 | 1445 | Powers, Ollie D. | 3 | WC |
| 78413 | MUS V39 | 20 | 8/19 12/18 | T R | 1500 | 1650 | Powers, Ollie D. | 4 | WC |
| 72937 | MUS V01 | 32 | 8/19 12/18 | M | 1900 | 2150 | Titmus, Jon | 3 | WC |

| | | | | |
|----------------------------|-----------|----------------------|--------------|------------------------|
| Utilization % Color Codes: | Red < 25% | Blue < 50% | Green < 90% | Gold >= 90% |
| Capacity: | 31 | Students (Banner) | Description: | Performing Arts Center |
| Stations: | 31 | Students (Fusion) | Division: | 13 |
| Max Student Hrs: | 2,170 | Capacity * 70 Hrs/Wk | Room Use: | 210 Class Lab |
| Use Factor: | 53 | Hrs/Week | Size: | 642 Sq. Feet |
| Occ Factor: | 21 | Students/Hr | TOP Code: | 100400 |
| State Benchmark: | 1,095 | Student Hours/Wk | TOP Title: | Music |

Number of Students by Time and Day

| Time | Mon | Tues | Wed | Thur | Fri | Sat | Week |
|-------------------------------|-----|------|-----|------|-----|-----|------|
| 0700 | 0 | 0 | 0 | 0 | 0 | 0 | 0 |
| 0730 | 0 | 0 | 0 | 0 | 0 | 0 | 0 |
| 0800 | 0 | 0 | 0 | 0 | 0 | 0 | 0 |
| 0830 | 0 | 0 | 0 | 0 | 0 | 0 | 0 |
| 0900 | 25 | 25 | 25 | 25 | 0 | 0 | 100 |
| 0930 | 25 | 25 | 25 | 25 | 0 | 0 | 100 |
| 1000 | 25 | 25 | 25 | 25 | 0 | 0 | 100 |
| 1030 | 25 | 25 | 25 | 25 | 0 | 0 | 100 |
| 1100 | 0 | 0 | 0 | 0 | 0 | 0 | 0 |
| 1130 | 0 | 0 | 0 | 0 | 0 | 0 | 0 |
| 1200 | 0 | 0 | 0 | 0 | 0 | 0 | 0 |
| 1230 | 0 | 0 | 0 | 0 | 0 | 0 | 0 |
| 1300 | 0 | 0 | 0 | 0 | 0 | 0 | 0 |
| 1330 | 0 | 0 | 0 | 0 | 0 | 0 | 0 |
| 1400 | 0 | 0 | 0 | 0 | 0 | 0 | 0 |
| 1430 | 0 | 0 | 0 | 0 | 0 | 0 | 0 |
| 1500 | 0 | 0 | 0 | 0 | 0 | 0 | 0 |
| 1530 | 0 | 0 | 0 | 0 | 0 | 0 | 0 |
| 1600 | 0 | 0 | 0 | 0 | 0 | 0 | 0 |
| 1630 | 0 | 0 | 0 | 0 | 0 | 0 | 0 |
| 1700 | 0 | 0 | 0 | 0 | 0 | 0 | 0 |
| 1730 | 0 | 0 | 0 | 0 | 0 | 0 | 0 |
| 1800 | 0 | 0 | 0 | 0 | 0 | 0 | 0 |
| 1830 | 0 | 0 | 0 | 0 | 0 | 0 | 0 |
| 1900 | 0 | 0 | 0 | 0 | 0 | 0 | 0 |
| 1930 | 0 | 0 | 0 | 0 | 0 | 0 | 0 |
| 2000 | 0 | 0 | 0 | 0 | 0 | 0 | 0 |
| 2030 | 0 | 0 | 0 | 0 | 0 | 0 | 0 |
| 2100 | 0 | 0 | 0 | 0 | 0 | 0 | 0 |
| 2130 | 0 | 0 | 0 | 0 | 0 | 0 | 0 |
| Total Student Seat 1/2 Hours: | 100 | 100 | 100 | 100 | 0 | 0 | 400 |
| Total Student Seat Hours: | 50 | 50 | 50 | 50 | 0 | 0 | 200 |
| % Max Student Hrs: | 12% | 12% | 12% | 12% | 0% | 0% | 9% |
| % State Benchmark: | 23% | 23% | 23% | 23% | 0% | 0% | 18% |

| CRN | Course | Enroll | Dates | Days | BTime | ETime | Instructor | Hrs | Type |
|-------|---------|--------|-------|------|-------|-------|------------|----------------|------|
| 50489 | MUS V01 | 25 | 6/17 | 7/29 | MTWR | 0900 | 1050 | Lawson, Robert | 8 DC |

| | | | | |
|----------------------------|-----------|----------------------|--------------|------------------------|
| Utilization % Color Codes: | Red < 25% | Blue < 50% | Green < 90% | Gold >= 90% |
| Capacity: | 61 | Students (Banner) | Description: | Performing Arts Center |
| Stations: | 61 | Students (Fusion) | Division: | 50 |
| Max Student Hrs: | 4,270 | Capacity * 70 Hrs/Wk | Room Use: | 110 Classroom |
| Use Factor: | 53 | Hrs/Week | Size: | 965 Sq. Feet |
| Occ Factor: | 41 | Students/Hr | TOP Code: | 009900 |
| State Benchmark: | 2,155 | Student Hours/Wk | TOP Title: | General Assignment |

Number of Students by Time and Day

| Time | Mon | Tues | Wed | Thur | Fri | Sat | Week |
|-------------------------------|-----|------|-----|------|-----|-----|-------|
| 0700 | 0 | 0 | 0 | 0 | 0 | 0 | 0 |
| 0730 | 0 | 0 | 0 | 0 | 0 | 0 | 0 |
| 0800 | 0 | 0 | 0 | 0 | 0 | 0 | 0 |
| 0830 | 0 | 0 | 0 | 0 | 0 | 0 | 0 |
| 0900 | 29 | 0 | 29 | 0 | 0 | 0 | 58 |
| 0930 | 29 | 0 | 29 | 0 | 0 | 0 | 58 |
| 1000 | 29 | 0 | 29 | 0 | 0 | 0 | 58 |
| 1030 | 42 | 33 | 42 | 33 | 0 | 0 | 150 |
| 1100 | 42 | 33 | 42 | 33 | 0 | 0 | 150 |
| 1130 | 42 | 33 | 42 | 33 | 0 | 0 | 150 |
| 1200 | 36 | 44 | 36 | 44 | 0 | 0 | 160 |
| 1230 | 36 | 44 | 36 | 44 | 0 | 0 | 160 |
| 1300 | 36 | 44 | 36 | 44 | 0 | 0 | 160 |
| 1330 | 48 | 35 | 48 | 35 | 0 | 0 | 166 |
| 1400 | 48 | 35 | 48 | 35 | 0 | 0 | 166 |
| 1430 | 48 | 35 | 48 | 35 | 0 | 0 | 166 |
| 1500 | 14 | 0 | 14 | 0 | 0 | 0 | 28 |
| 1530 | 14 | 0 | 14 | 0 | 0 | 0 | 28 |
| 1600 | 14 | 22 | 14 | 22 | 0 | 0 | 72 |
| 1630 | 0 | 22 | 0 | 22 | 0 | 0 | 44 |
| 1700 | 0 | 22 | 0 | 22 | 0 | 0 | 44 |
| 1730 | 13 | 0 | 13 | 0 | 0 | 0 | 26 |
| 1800 | 13 | 0 | 13 | 0 | 0 | 0 | 26 |
| 1830 | 13 | 0 | 13 | 0 | 0 | 0 | 26 |
| 1900 | 0 | 0 | 30 | 0 | 0 | 0 | 30 |
| 1930 | 0 | 0 | 30 | 0 | 0 | 0 | 30 |
| 2000 | 0 | 0 | 30 | 0 | 0 | 0 | 30 |
| 2030 | 0 | 0 | 30 | 0 | 0 | 0 | 30 |
| 2100 | 0 | 0 | 30 | 0 | 0 | 0 | 30 |
| 2130 | 0 | 0 | 30 | 0 | 0 | 0 | 30 |
| Total Student Seat 1/2 Hours: | 546 | 402 | 726 | 402 | 0 | 0 | 2,076 |
| Total Student Seat Hours: | 273 | 201 | 363 | 201 | 0 | 0 | 1,038 |
| % Max Student Hrs: | 32% | 24% | 43% | 24% | 0% | 0% | 24% |
| % State Benchmark: | 63% | 47% | 84% | 47% | 0% | 0% | 48% |

| CRN | Course | Enroll | Dates | Days | BTime | ETime | Instructor | Hrs | Type | |
|-------|---------|--------|-------|------|-------|-------|------------|-----------------------|------|----|
| 33450 | MUS V08 | 29 | 1/6 | 5/19 | M W | 0900 | 1015 | Del Aguila, Miguel A. | 3 | WC |
| 30014 | THA V01 | 33 | 1/6 | 5/19 | T R | 1030 | 1145 | Cole, Nathan | 3 | WC |
| 33447 | MUS V08 | 42 | 1/6 | 5/19 | M W | 1030 | 1145 | Smith, Mariana C. | 3 | WC |
| 30559 | MUS V03 | 44 | 1/6 | 5/19 | T R | 1200 | 1315 | Grippio, Jim R. | 3 | WC |
| 31415 | MUS V08 | 36 | 1/6 | 5/19 | M W | 1200 | 1315 | Drayton, Leslie C. | 3 | WC |
| 30069 | THA V29 | 35 | 1/6 | 5/19 | T R | 1330 | 1445 | Varela, Jay F. | 3 | WC |
| 31496 | MUS V07 | 26 | 1/6 | 5/19 | M W | 1330 | 1445 | Drayton, Leslie C. | 3 | WC |
| 30996 | AES V12 | 22 | 1/6 | 5/19 | M W | 1330 | 1445 | Drayton, Leslie C. | 3 | WC |
| 30965 | THA V01 | 14 | 1/6 | 5/19 | M W | 1500 | 1615 | Varela, Jay F. | 3 | WC |
| 33446 | MUS V08 | 22 | 1/6 | 5/19 | T R | 1600 | 1715 | Drayton, Leslie C. | 3 | WC |
| 30073 | THA V29 | 13 | 1/6 | 5/19 | M W | 1730 | 1845 | Varela, Jay F. | 3 | WC |
| 33454 | MUS V08 | 30 | 1/6 | 5/19 | W | 1900 | 2150 | Hardy, Bruce A. | 3 | WC |

| | | | | |
|----------------------------|-----------|----------------------|--------------|------------------------|
| Utilization % Color Codes: | Red < 25% | Blue < 50% | Green < 90% | Gold >= 90% |
| Capacity: | 61 | Students (Banner) | Description: | Performing Arts Center |
| Stations: | 61 | Students (Fusion) | Division: | 50 |
| Max Student Hrs: | 4,270 | Capacity * 70 Hrs/Wk | Room Use: | 110 Classroom |
| Use Factor: | 53 | Hrs/Week | Size: | 965 Sq. Feet |
| Occ Factor: | 41 | Students/Hr | TOP Code: | 009900 |
| State Benchmark: | 2,155 | Student Hours/Wk | TOP Title: | General Assignment |

| Number of Students by Time and Day | | | | | | | |
|------------------------------------|-----|------|-----|------|-----|-----|-------|
| Time | Mon | Tues | Wed | Thur | Fri | Sat | Week |
| 0700 | 0 | 0 | 0 | 0 | 0 | 0 | 0 |
| 0730 | 0 | 0 | 0 | 0 | 0 | 0 | 0 |
| 0800 | 0 | 0 | 0 | 0 | 0 | 0 | 0 |
| 0830 | 0 | 0 | 0 | 0 | 0 | 0 | 0 |
| 0900 | 33 | 0 | 33 | 0 | 0 | 0 | 66 |
| 0930 | 33 | 0 | 33 | 0 | 0 | 0 | 66 |
| 1000 | 33 | 0 | 33 | 0 | 0 | 0 | 66 |
| 1030 | 47 | 52 | 47 | 52 | 0 | 0 | 198 |
| 1100 | 47 | 52 | 47 | 52 | 0 | 0 | 198 |
| 1130 | 47 | 52 | 47 | 52 | 0 | 0 | 198 |
| 1200 | 46 | 53 | 46 | 53 | 0 | 0 | 198 |
| 1230 | 46 | 53 | 46 | 53 | 0 | 0 | 198 |
| 1300 | 46 | 53 | 46 | 53 | 0 | 0 | 198 |
| 1330 | 34 | 47 | 34 | 47 | 0 | 0 | 162 |
| 1400 | 34 | 47 | 34 | 47 | 0 | 0 | 162 |
| 1430 | 34 | 47 | 34 | 47 | 0 | 0 | 162 |
| 1500 | 0 | 5 | 0 | 5 | 0 | 0 | 10 |
| 1530 | 0 | 5 | 0 | 5 | 0 | 0 | 10 |
| 1600 | 0 | 5 | 0 | 5 | 0 | 0 | 10 |
| 1630 | 0 | 0 | 0 | 0 | 0 | 0 | 0 |
| 1700 | 0 | 0 | 0 | 0 | 0 | 0 | 0 |
| 1730 | 22 | 0 | 22 | 0 | 0 | 0 | 44 |
| 1800 | 22 | 0 | 22 | 0 | 0 | 0 | 44 |
| 1830 | 22 | 0 | 22 | 0 | 0 | 0 | 44 |
| 1900 | 0 | 0 | 45 | 0 | 0 | 0 | 45 |
| 1930 | 0 | 0 | 45 | 0 | 0 | 0 | 45 |
| 2000 | 0 | 0 | 45 | 0 | 0 | 0 | 45 |
| 2030 | 0 | 0 | 45 | 0 | 0 | 0 | 45 |
| 2100 | 0 | 0 | 45 | 0 | 0 | 0 | 45 |
| 2130 | 0 | 0 | 45 | 0 | 0 | 0 | 45 |
| Total Student Seat 1/2 Hours: | 546 | 471 | 816 | 471 | 0 | 0 | 2,304 |
| Total Student Seat Hours: | 273 | 236 | 408 | 236 | 0 | 0 | 1,152 |
| % Max Student Hrs: | 32% | 28% | 48% | 28% | 0% | 0% | 27% |
| % State Benchmark: | 63% | 55% | 95% | 55% | 0% | 0% | 53% |

| CRN | Course | Enroll | Dates | Days | BTime | ETime | Instructor | Hrs | Type |
|-------|----------|--------|------------|------|-------|-------|-----------------------|-----|------|
| 72077 | MUS V08 | 33 | 8/19 12/18 | M W | 0900 | 1015 | Del Aguila, Miguel A. | 3 | WC |
| 70359 | MUS V08 | 52 | 8/19 12/18 | T R | 1030 | 1145 | Smith, Mariana C. | 3 | WC |
| 72088 | MUS V08 | 47 | 8/19 12/18 | M W | 1030 | 1145 | Smith, Mariana C. | 3 | WC |
| 71434 | MUS V03 | 53 | 8/19 12/18 | T R | 1200 | 1315 | Grippe, Jim R. | 3 | WC |
| 70475 | MUS V08 | 46 | 8/19 12/18 | M W | 1200 | 1315 | Drayton, Leslie C. | 3 | WC |
| 71313 | THA V29 | 47 | 8/19 12/18 | T R | 1330 | 1445 | Varela, Jay F. | 3 | WC |
| 71551 | MUS V06 | 34 | 8/19 12/18 | M W | 1330 | 1445 | Drayton, Leslie C. | 3 | WC |
| 72097 | MUS V21A | 5 | 8/19 12/18 | T R | 1500 | 1615 | Lawson, Robert | 3 | WC |
| 71314 | THA V29 | 22 | 8/19 12/18 | M W | 1730 | 1845 | Varela, Jay F. | 3 | WC |
| 72941 | MUS V08 | 45 | 8/19 12/18 | W | 1900 | 2150 | Hardy, Bruce A. | 3 | WC |

| | | | | |
|----------------------------|-----------|----------------------|--------------|------------------------|
| Utilization % Color Codes: | Red < 25% | Blue < 50% | Green < 90% | Gold >= 90% |
| Capacity: | 61 | Students (Banner) | Description: | Performing Arts Center |
| Stations: | 61 | Students (Fusion) | Division: | 50 |
| Max Student Hrs: | 4,270 | Capacity * 70 Hrs/Wk | Room Use: | 110 Classroom |
| Use Factor: | 53 | Hrs/Week | Size: | 965 Sq. Feet |
| Occ Factor: | 41 | Students/Hr | TOP Code: | 009900 |
| State Benchmark: | 2,155 | Student Hours/Wk | TOP Title: | General Assignment |

Number of Students by Time and Day

| Time | Mon | Tues | Wed | Thur | Fri | Sat | Week |
|-------------------------------|-----|------|-----|------|-----|-----|-------|
| 0700 | 0 | 0 | 0 | 0 | 0 | 0 | 0 |
| 0730 | 0 | 0 | 0 | 0 | 0 | 0 | 0 |
| 0800 | 52 | 52 | 52 | 52 | 0 | 0 | 208 |
| 0830 | 52 | 52 | 52 | 52 | 0 | 0 | 208 |
| 0900 | 52 | 52 | 52 | 52 | 0 | 0 | 208 |
| 0930 | 52 | 52 | 52 | 52 | 0 | 0 | 208 |
| 1000 | 0 | 0 | 0 | 0 | 0 | 0 | 0 |
| 1030 | 48 | 48 | 48 | 48 | 0 | 0 | 192 |
| 1100 | 48 | 48 | 48 | 48 | 0 | 0 | 192 |
| 1130 | 48 | 48 | 48 | 48 | 0 | 0 | 192 |
| 1200 | 48 | 48 | 48 | 48 | 0 | 0 | 192 |
| 1230 | 26 | 26 | 26 | 26 | 0 | 0 | 104 |
| 1300 | 26 | 26 | 26 | 26 | 0 | 0 | 104 |
| 1330 | 26 | 26 | 26 | 26 | 0 | 0 | 104 |
| 1400 | 26 | 26 | 26 | 26 | 0 | 0 | 104 |
| 1430 | 0 | 0 | 0 | 0 | 0 | 0 | 0 |
| 1500 | 0 | 0 | 0 | 0 | 0 | 0 | 0 |
| 1530 | 0 | 0 | 0 | 0 | 0 | 0 | 0 |
| 1600 | 0 | 0 | 0 | 0 | 0 | 0 | 0 |
| 1630 | 0 | 0 | 0 | 0 | 0 | 0 | 0 |
| 1700 | 0 | 0 | 0 | 0 | 0 | 0 | 0 |
| 1730 | 0 | 0 | 0 | 0 | 0 | 0 | 0 |
| 1800 | 0 | 0 | 0 | 0 | 0 | 0 | 0 |
| 1830 | 0 | 0 | 0 | 0 | 0 | 0 | 0 |
| 1900 | 0 | 0 | 0 | 0 | 0 | 0 | 0 |
| 1930 | 0 | 0 | 0 | 0 | 0 | 0 | 0 |
| 2000 | 0 | 0 | 0 | 0 | 0 | 0 | 0 |
| 2030 | 0 | 0 | 0 | 0 | 0 | 0 | 0 |
| 2100 | 0 | 0 | 0 | 0 | 0 | 0 | 0 |
| 2130 | 0 | 0 | 0 | 0 | 0 | 0 | 0 |
| Total Student Seat 1/2 Hours: | 504 | 504 | 504 | 504 | 0 | 0 | 2,016 |
| Total Student Seat Hours: | 252 | 252 | 252 | 252 | 0 | 0 | 1,008 |
| % Max Student Hrs: | 30% | 30% | 30% | 30% | 0% | 0% | 24% |
| % State Benchmark: | 58% | 58% | 58% | 58% | 0% | 0% | 47% |

| CRN | Course | Enroll | Dates | Days | BTime | ETime | Instructor | Hrs | Type |
|-------|---------|--------|-----------|------|-------|-------|------------------|-----|------|
| 55749 | PSY V05 | 52 | 6/17 7/29 | MTWR | 0800 | 0950 | Pugh, Robert D. | 8 | DC |
| 53303 | MUS V08 | 48 | 6/17 7/29 | MTWR | 1030 | 1220 | Powers, Ollie D. | 8 | DC |
| 54802 | MUS V03 | 26 | 6/17 7/29 | MTWR | 1230 | 1420 | Grippio, Jim R. | 8 | DC |

| | | | | |
|----------------------------|-----------|----------------------|--------------|------------------------|
| Utilization % Color Codes: | Red < 25% | Blue < 50% | Green < 90% | Gold >= 90% |
| Capacity: | 97 | Students (Banner) | Description: | Performing Arts Center |
| Stations: | 97 | Students (Fusion) | Division: | 50 |
| Max Student Hrs: | 6,790 | Capacity * 70 Hrs/Wk | Room Use: | 610 Assembly |
| Use Factor: | 53 | Hrs/Week | Size: | 1,826 Sq. Feet |
| Occ Factor: | 65 | Students/Hr | TOP Code: | 100700 |
| State Benchmark: | 3,427 | Student Hours/Wk | TOP Title: | Dramatic Arts |

Number of Students by Time and Day

| Time | Mon | Tues | Wed | Thur | Fri | Sat | Week |
|-------------------------------|-----|------|-----|------|-----|-----|------|
| 0700 | 0 | 0 | 0 | 0 | 0 | 0 | 0 |
| 0730 | 0 | 0 | 0 | 0 | 0 | 0 | 0 |
| 0800 | 0 | 0 | 0 | 0 | 0 | 0 | 0 |
| 0830 | 0 | 0 | 0 | 0 | 0 | 0 | 0 |
| 0900 | 26 | 0 | 26 | 0 | 0 | 0 | 52 |
| 0930 | 26 | 0 | 26 | 0 | 0 | 0 | 52 |
| 1000 | 26 | 0 | 26 | 0 | 0 | 0 | 52 |
| 1030 | 26 | 24 | 26 | 24 | 0 | 0 | 100 |
| 1100 | 26 | 24 | 26 | 24 | 0 | 0 | 100 |
| 1130 | 20 | 24 | 20 | 24 | 0 | 0 | 88 |
| 1200 | 20 | 0 | 20 | 0 | 0 | 0 | 40 |
| 1230 | 20 | 29 | 20 | 29 | 0 | 0 | 98 |
| 1300 | 20 | 29 | 20 | 29 | 0 | 0 | 98 |
| 1330 | 20 | 29 | 20 | 29 | 0 | 0 | 98 |
| 1400 | 0 | 29 | 0 | 29 | 0 | 0 | 58 |
| 1430 | 0 | 29 | 0 | 29 | 0 | 0 | 58 |
| 1500 | 0 | 0 | 0 | 0 | 0 | 0 | 0 |
| 1530 | 0 | 0 | 0 | 0 | 0 | 0 | 0 |
| 1600 | 0 | 0 | 0 | 0 | 0 | 0 | 0 |
| 1630 | 0 | 0 | 0 | 0 | 0 | 0 | 0 |
| 1700 | 0 | 0 | 0 | 0 | 0 | 0 | 0 |
| 1730 | 0 | 0 | 0 | 0 | 0 | 0 | 0 |
| 1800 | 0 | 0 | 0 | 0 | 0 | 0 | 0 |
| 1830 | 0 | 0 | 0 | 0 | 0 | 0 | 0 |
| 1900 | 0 | 0 | 0 | 0 | 0 | 0 | 0 |
| 1930 | 0 | 0 | 0 | 0 | 0 | 0 | 0 |
| 2000 | 0 | 0 | 0 | 0 | 0 | 0 | 0 |
| 2030 | 0 | 0 | 0 | 0 | 0 | 0 | 0 |
| 2100 | 0 | 0 | 0 | 0 | 0 | 0 | 0 |
| 2130 | 0 | 0 | 0 | 0 | 0 | 0 | 0 |
| Total Student Seat 1/2 Hours: | 230 | 217 | 230 | 217 | 0 | 0 | 894 |
| Total Student Seat Hours: | 115 | 109 | 115 | 109 | 0 | 0 | 447 |
| % Max Student Hrs: | 8% | 8% | 8% | 8% | 0% | 0% | 7% |
| % State Benchmark: | 17% | 16% | 17% | 16% | 0% | 0% | 13% |

| CRN | Course | Enroll | Dates | Days | BTime | ETime | Instructor | Hrs | Type |
|-------|----------|--------|-------|------|-------|-------|------------|-----------------|------|
| 31437 | THA V02B | 26 | 1/6 | 5/19 | M W | 0900 | 1115 | Cole, Nathan | 5 WC |
| 32449 | THA V05B | 5 | 1/6 | 5/19 | T R | 1030 | 1145 | Eck, William C. | 3 PA |
| 31452 | THA V05A | 19 | 1/6 | 5/19 | T R | 1030 | 1145 | Eck, William C. | 3 PA |
| 32510 | THA V31B | 4 | 1/6 | 5/19 | M W | 1130 | 1345 | Varela, Jay F. | 5 WC |
| 31465 | THA V31A | 16 | 1/6 | 5/19 | M W | 1130 | 1345 | Varela, Jay F. | 5 WC |
| 30023 | THA V02A | 29 | 1/6 | 5/19 | T R | 1230 | 1445 | Cole, Nathan | 5 WC |

| | | | | |
|----------------------------|-----------|----------------------|--------------|------------------------|
| Utilization % Color Codes: | Red < 25% | Blue < 50% | Green < 90% | Gold >= 90% |
| Capacity: | 97 | Students (Banner) | Description: | Performing Arts Center |
| Stations: | 97 | Students (Fusion) | Division: | 50 |
| Max Student Hrs: | 6,790 | Capacity * 70 Hrs/Wk | Room Use: | 610 Assembly |
| Use Factor: | 53 | Hrs/Week | Size: | 1,826 Sq. Feet |
| Occ Factor: | 65 | Students/Hr | TOP Code: | 100700 |
| State Benchmark: | 3,427 | Student Hours/Wk | TOP Title: | Dramatic Arts |

Number of Students by Time and Day

| Time | Mon | Tues | Wed | Thur | Fri | Sat | Week |
|-------------------------------|-----|------|-----|------|-----|-----|------|
| 0700 | 0 | 0 | 0 | 0 | 0 | 0 | 0 |
| 0730 | 0 | 0 | 0 | 0 | 0 | 0 | 0 |
| 0800 | 0 | 0 | 0 | 0 | 0 | 0 | 0 |
| 0830 | 0 | 0 | 0 | 0 | 0 | 0 | 0 |
| 0900 | 0 | 0 | 0 | 0 | 0 | 0 | 0 |
| 0930 | 0 | 0 | 0 | 0 | 0 | 0 | 0 |
| 1000 | 0 | 0 | 0 | 0 | 0 | 0 | 0 |
| 1030 | 0 | 25 | 0 | 25 | 0 | 0 | 50 |
| 1100 | 0 | 25 | 0 | 25 | 0 | 0 | 50 |
| 1130 | 32 | 25 | 32 | 25 | 0 | 0 | 114 |
| 1200 | 32 | 0 | 32 | 0 | 0 | 0 | 64 |
| 1230 | 32 | 37 | 32 | 37 | 0 | 0 | 138 |
| 1300 | 32 | 37 | 32 | 37 | 0 | 0 | 138 |
| 1330 | 32 | 37 | 32 | 37 | 0 | 0 | 138 |
| 1400 | 0 | 37 | 0 | 37 | 0 | 0 | 74 |
| 1430 | 0 | 37 | 0 | 37 | 0 | 0 | 74 |
| 1500 | 0 | 0 | 0 | 0 | 0 | 0 | 0 |
| 1530 | 0 | 0 | 0 | 0 | 0 | 0 | 0 |
| 1600 | 0 | 0 | 0 | 0 | 0 | 0 | 0 |
| 1630 | 0 | 0 | 0 | 0 | 0 | 0 | 0 |
| 1700 | 0 | 0 | 0 | 0 | 0 | 0 | 0 |
| 1730 | 0 | 0 | 0 | 0 | 0 | 0 | 0 |
| 1800 | 0 | 0 | 0 | 0 | 0 | 0 | 0 |
| 1830 | 0 | 0 | 0 | 0 | 0 | 0 | 0 |
| 1900 | 13 | 0 | 13 | 0 | 0 | 0 | 26 |
| 1930 | 13 | 0 | 13 | 0 | 0 | 0 | 26 |
| 2000 | 13 | 0 | 13 | 0 | 0 | 0 | 26 |
| 2030 | 13 | 0 | 13 | 0 | 0 | 0 | 26 |
| 2100 | 13 | 0 | 13 | 0 | 0 | 0 | 26 |
| 2130 | 0 | 0 | 0 | 0 | 0 | 0 | 0 |
| Total Student Seat 1/2 Hours: | 225 | 260 | 225 | 260 | 0 | 0 | 970 |
| Total Student Seat Hours: | 113 | 130 | 113 | 130 | 0 | 0 | 485 |
| % Max Student Hrs: | 8% | 10% | 8% | 10% | 0% | 0% | 7% |
| % State Benchmark: | 16% | 19% | 16% | 19% | 0% | 0% | 14% |

| CRN | Course | Enroll | Dates | Days | BTime | ETime | Instructor | Hrs | Type |
|-------|----------|--------|------------|------|-------|-------|-----------------|-----|------|
| 71319 | THA V05A | 21 | 8/19 12/18 | T R | 1030 | 1145 | Eck, William C. | 3 | PA |
| 70343 | THA V05B | 4 | 8/19 12/18 | T R | 1030 | 1145 | Eck, William C. | 3 | PA |
| 71724 | THA V31B | 7 | 8/19 12/18 | M W | 1130 | 1345 | Varela, Jay F. | 5 | WC |
| 71518 | THA V31A | 25 | 8/19 12/18 | M W | 1130 | 1345 | Varela, Jay F. | 5 | WC |
| 70272 | THA V02A | 37 | 8/19 12/18 | T R | 1230 | 1445 | Cole, Nathan | 5 | WC |
| 71113 | THA V02A | 13 | 8/19 12/18 | M W | 1900 | 2115 | Cole, Nathan | 5 | WC |

| | | | | |
|----------------------------|-----------|----------------------|--------------|------------------------|
| Utilization % Color Codes: | Red < 25% | Blue < 50% | Green < 90% | Gold >= 90% |
| Capacity: | 90 | Students (Banner) | Description: | Performing Arts Center |
| Stations: | 90 | Students (Fusion) | Division: | 13 |
| Max Student Hrs: | 6,300 | Capacity * 70 Hrs/Wk | Room Use: | 610 Assembly |
| Use Factor: | 53 | Hrs/Week | Size: | 2,375 Sq. Feet |
| Occ Factor: | 60 | Students/Hr | TOP Code: | 100400 |
| State Benchmark: | 3,180 | Student Hours/Wk | TOP Title: | Music |

Number of Students by Time and Day

| Time | Mon | Tues | Wed | Thur | Fri | Sat | Week |
|-------------------------------|-----|------|-----|------|-----|-----|-------|
| 0700 | 0 | 0 | 0 | 0 | 0 | 0 | 0 |
| 0730 | 0 | 0 | 0 | 0 | 0 | 0 | 0 |
| 0800 | 0 | 0 | 0 | 0 | 0 | 0 | 0 |
| 0830 | 0 | 0 | 0 | 0 | 0 | 0 | 0 |
| 0900 | 21 | 15 | 21 | 15 | 0 | 0 | 72 |
| 0930 | 21 | 15 | 21 | 15 | 0 | 0 | 72 |
| 1000 | 21 | 15 | 21 | 15 | 0 | 0 | 72 |
| 1030 | 11 | 10 | 11 | 10 | 0 | 0 | 42 |
| 1100 | 11 | 10 | 11 | 10 | 0 | 0 | 42 |
| 1130 | 11 | 10 | 11 | 10 | 0 | 0 | 42 |
| 1200 | 7 | 0 | 0 | 0 | 0 | 0 | 7 |
| 1230 | 7 | 0 | 0 | 0 | 0 | 0 | 7 |
| 1300 | 7 | 0 | 0 | 0 | 0 | 0 | 7 |
| 1330 | 7 | 0 | 0 | 0 | 0 | 0 | 7 |
| 1400 | 65 | 0 | 65 | 0 | 0 | 0 | 130 |
| 1430 | 65 | 0 | 65 | 0 | 0 | 0 | 130 |
| 1500 | 65 | 33 | 65 | 33 | 0 | 0 | 196 |
| 1530 | 0 | 33 | 0 | 33 | 0 | 0 | 66 |
| 1600 | 0 | 33 | 0 | 33 | 0 | 0 | 66 |
| 1630 | 0 | 0 | 0 | 0 | 0 | 0 | 0 |
| 1700 | 0 | 0 | 0 | 0 | 0 | 0 | 0 |
| 1730 | 0 | 0 | 0 | 0 | 0 | 0 | 0 |
| 1800 | 0 | 0 | 0 | 0 | 0 | 0 | 0 |
| 1830 | 0 | 0 | 0 | 0 | 0 | 0 | 0 |
| 1900 | 0 | 25 | 13 | 16 | 0 | 0 | 54 |
| 1930 | 0 | 25 | 13 | 16 | 0 | 0 | 54 |
| 2000 | 0 | 25 | 13 | 16 | 0 | 0 | 54 |
| 2030 | 0 | 25 | 13 | 16 | 0 | 0 | 54 |
| 2100 | 0 | 25 | 13 | 16 | 0 | 0 | 54 |
| 2130 | 0 | 25 | 13 | 16 | 0 | 0 | 54 |
| Total Student Seat 1/2 Hours: | 319 | 324 | 369 | 270 | 0 | 0 | 1,282 |
| Total Student Seat Hours: | 160 | 162 | 185 | 135 | 0 | 0 | 641 |
| % Max Student Hrs: | 13% | 13% | 15% | 11% | 0% | 0% | 10% |
| % State Benchmark: | 25% | 25% | 29% | 21% | 0% | 0% | 20% |

| CRN | Course | Enroll | Dates | Days | BTime | ETime | Instructor | Hrs | Type | |
|-------|-----------|--------|-------|------|-------|-------|------------|---------------------|------|----|
| 33445 | MUS V02DL | 15 | 1/6 | 5/19 | T R | 0900 | 1015 | Powers, Ollie D. | 3 | WC |
| 33441 | MUS V02BL | 21 | 1/6 | 5/19 | M W | 0900 | 1015 | Helms, Elizabeth A. | 3 | WC |
| 32659 | MUS V02AL | 10 | 1/6 | 5/19 | T R | 1030 | 1145 | Helms, Elizabeth A. | 3 | WC |
| 33438 | MUS V02AL | 11 | 1/6 | 5/19 | M W | 1030 | 1145 | Helms, Elizabeth A. | 3 | WC |
| 30281 | MUS V30 | 7 | 1/6 | 5/19 | M | 1200 | 1350 | Wilson, Brent M. | 2 | WC |
| 33464 | MUS V11 | 22 | 1/6 | 5/19 | M W | 1400 | 1515 | Wilson, Brent M. | 3 | WC |
| 33461 | MUS V10 | 43 | 1/6 | 5/19 | M W | 1400 | 1515 | Wilson, Brent M. | 3 | WC |
| 31315 | MUS V21A | 3 | 1/6 | 5/19 | T R | 1500 | 1615 | Lawson, Robert | 3 | WC |
| 31355 | MUS V21C | 23 | 1/6 | 5/19 | T R | 1500 | 1615 | Lawson, Robert | 3 | WC |
| 31363 | MUS V22A | 2 | 1/6 | 5/19 | T R | 1500 | 1615 | Lawson, Robert | 3 | WC |
| 31381 | MUS V22C | 5 | 1/6 | 5/19 | T R | 1500 | 1615 | Lawson, Robert | 3 | WC |
| 30565 | MUS V17 | 16 | 1/6 | 5/19 | R | 1900 | 2150 | Drayton, Leslie C. | 3 | WC |
| 31401 | MUS V47 | 1 | 1/6 | 5/19 | W | 1900 | 2150 | Wilson, Brent M. | 3 | WC |
| 31394 | MUS V45 | 3 | 1/6 | 5/19 | W | 1900 | 2150 | Wilson, Brent M. | 3 | WC |
| 31399 | MUS V46 | 9 | 1/6 | 5/19 | W | 1900 | 2150 | Wilson, Brent M. | 3 | WC |
| 33486 | MUS V15 | 8 | 1/6 | 5/19 | T | 1900 | 2150 | Lawson, Robert | 3 | WC |
| 33572 | MUS V34 | 3 | 1/6 | 5/19 | T | 1900 | 2150 | Lawson, Robert | 3 | WC |
| 31172 | MUS V14B | 4 | 1/6 | 5/19 | T | 1900 | 2150 | Lawson, Robert | 3 | WC |
| 30961 | MUS V14A | 7 | 1/6 | 5/19 | T | 1900 | 2150 | Lawson, Robert | 3 | WC |
| 31460 | MUS V14C | 3 | 1/6 | 5/19 | T | 1900 | 2150 | Lawson, Robert | 3 | WC |

| | | | | |
|----------------------------|-----------|----------------------|--------------|------------------------|
| Utilization % Color Codes: | Red < 25% | Blue < 50% | Green < 90% | Gold >= 90% |
| Capacity: | 90 | Students (Banner) | Description: | Performing Arts Center |
| Stations: | 90 | Students (Fusion) | Division: | 13 |
| Max Student Hrs: | 6,300 | Capacity * 70 Hrs/Wk | Room Use: | 610 Assembly |
| Use Factor: | 53 | Hrs/Week | Size: | 2,375 Sq. Feet |
| Occ Factor: | 60 | Students/Hr | TOP Code: | 100400 |
| State Benchmark: | 3,180 | Student Hours/Wk | TOP Title: | Music |

Number of Students by Time and Day

| Time | Mon | Tues | Wed | Thur | Fri | Sat | Week |
|-------------------------------|-----|------|-----|------|-----|-----|-------|
| 0700 | 0 | 0 | 0 | 0 | 0 | 0 | 0 |
| 0730 | 0 | 0 | 0 | 0 | 0 | 0 | 0 |
| 0800 | 0 | 0 | 0 | 0 | 0 | 0 | 0 |
| 0830 | 0 | 0 | 0 | 0 | 0 | 0 | 0 |
| 0900 | 7 | 28 | 7 | 28 | 0 | 0 | 70 |
| 0930 | 7 | 28 | 7 | 28 | 0 | 0 | 70 |
| 1000 | 7 | 28 | 7 | 28 | 0 | 0 | 70 |
| 1030 | 14 | 24 | 14 | 24 | 0 | 0 | 76 |
| 1100 | 14 | 24 | 14 | 24 | 0 | 0 | 76 |
| 1130 | 14 | 24 | 14 | 24 | 0 | 0 | 76 |
| 1200 | 15 | 0 | 0 | 0 | 0 | 0 | 15 |
| 1230 | 15 | 0 | 0 | 0 | 0 | 0 | 15 |
| 1300 | 15 | 0 | 0 | 0 | 0 | 0 | 15 |
| 1330 | 15 | 0 | 0 | 0 | 0 | 0 | 15 |
| 1400 | 52 | 0 | 52 | 0 | 0 | 0 | 104 |
| 1430 | 52 | 0 | 52 | 0 | 0 | 0 | 104 |
| 1500 | 52 | 4 | 52 | 4 | 0 | 0 | 112 |
| 1530 | 0 | 4 | 0 | 4 | 0 | 0 | 8 |
| 1600 | 0 | 4 | 0 | 4 | 0 | 0 | 8 |
| 1630 | 0 | 0 | 0 | 0 | 0 | 0 | 0 |
| 1700 | 0 | 0 | 0 | 0 | 0 | 0 | 0 |
| 1730 | 0 | 0 | 0 | 0 | 0 | 0 | 0 |
| 1800 | 0 | 0 | 0 | 0 | 0 | 0 | 0 |
| 1830 | 0 | 0 | 0 | 0 | 0 | 0 | 0 |
| 1900 | 0 | 30 | 13 | 13 | 0 | 0 | 56 |
| 1930 | 0 | 30 | 13 | 13 | 0 | 0 | 56 |
| 2000 | 0 | 30 | 13 | 13 | 0 | 0 | 56 |
| 2030 | 0 | 30 | 13 | 13 | 0 | 0 | 56 |
| 2100 | 0 | 30 | 13 | 13 | 0 | 0 | 56 |
| 2130 | 0 | 30 | 13 | 13 | 0 | 0 | 56 |
| Total Student Seat 1/2 Hours: | 279 | 348 | 297 | 246 | 0 | 0 | 1,170 |
| Total Student Seat Hours: | 140 | 174 | 149 | 123 | 0 | 0 | 585 |
| % Max Student Hrs: | 11% | 14% | 12% | 10% | 0% | 0% | 9% |
| % State Benchmark: | 22% | 27% | 23% | 19% | 0% | 0% | 18% |

| CRN | Course | Enroll | Dates | Days | BTime | ETime | Instructor | Hrs | Type |
|-------|-----------|--------|------------|------|-------|-------|---------------------|-----|------|
| 72062 | MUS V02CL | 28 | 8/19 12/18 | T R | 0900 | 1015 | Powers, Ollie D. | 3 | WC |
| 75506 | MUS V02BL | 7 | 8/19 12/18 | M W | 0900 | 1015 | Helms, Elizabeth A. | 3 | WC |
| 72209 | MUS V02AL | 24 | 8/19 12/18 | T R | 1030 | 1145 | Helms, Elizabeth A. | 3 | WC |
| 71556 | MUS V02AL | 14 | 8/19 12/18 | M W | 1030 | 1145 | Helms, Elizabeth A. | 3 | WC |
| 71880 | MUS V30 | 15 | 8/19 12/18 | M | 1200 | 1350 | Wilson, Brent M. | 2 | WC |
| 72950 | MUS V11 | 16 | 8/19 12/18 | M W | 1400 | 1515 | Wilson, Brent M. | 3 | WC |
| 72090 | MUS V10 | 36 | 8/19 12/18 | M W | 1400 | 1515 | Wilson, Brent M. | 3 | WC |
| 72121 | MUS V22C | 4 | 8/19 12/18 | T R | 1500 | 1615 | Lawson, Robert | 3 | WC |
| 70384 | MUS V17 | 13 | 8/19 12/18 | R | 1900 | 2150 | Drayton, Leslie C. | 3 | WC |
| 73798 | MUS V45 | 9 | 8/19 12/18 | W | 1900 | 2150 | Wilson, Brent M. | 3 | WC |
| 74236 | MUS V46 | 4 | 8/19 12/18 | W | 1900 | 2150 | Wilson, Brent M. | 3 | WC |
| 72702 | MUS V14B | 8 | 8/19 12/18 | T | 1900 | 2150 | Lawson, Robert | 3 | WC |
| 72703 | MUS V14C | 4 | 8/19 12/18 | T | 1900 | 2150 | Lawson, Robert | 3 | WC |
| 72994 | MUS V15 | 5 | 8/19 12/18 | T | 1900 | 2150 | Lawson, Robert | 3 | WC |
| 71041 | MUS V34 | 2 | 8/19 12/18 | T | 1900 | 2150 | Lawson, Robert | 3 | WC |
| 72698 | MUS V14A | 11 | 8/19 12/18 | T | 1900 | 2150 | Lawson, Robert | 3 | WC |

| | | | | |
|----------------------------|-----------|----------------------|--------------|------------------------|
| Utilization % Color Codes: | Red < 25% | Blue < 50% | Green < 90% | Gold >= 90% |
| Capacity: | 37 | Students (Banner) | Description: | Performing Arts Center |
| Stations: | 37 | Students (Fusion) | Division: | 50 |
| Max Student Hrs: | 2,590 | Capacity * 70 Hrs/Wk | Room Use: | 110 Classroom |
| Use Factor: | 53 | Hrs/Week | Size: | 651 Sq. Feet |
| Occ Factor: | 25 | Students/Hr | TOP Code: | 100700 |
| State Benchmark: | 1,307 | Student Hours/Wk | TOP Title: | Dramatic Arts |

Number of Students by Time and Day

| Time | Mon | Tues | Wed | Thur | Fri | Sat | Week |
|-------------------------------|-----|------|-----|------|-----|-----|------|
| 0700 | 0 | 0 | 0 | 0 | 0 | 0 | 0 |
| 0730 | 0 | 0 | 0 | 0 | 0 | 0 | 0 |
| 0800 | 0 | 0 | 0 | 0 | 0 | 0 | 0 |
| 0830 | 0 | 0 | 0 | 0 | 0 | 0 | 0 |
| 0900 | 0 | 0 | 0 | 0 | 0 | 0 | 0 |
| 0930 | 0 | 0 | 0 | 0 | 0 | 0 | 0 |
| 1000 | 0 | 0 | 0 | 0 | 0 | 0 | 0 |
| 1030 | 0 | 29 | 0 | 29 | 0 | 0 | 58 |
| 1100 | 0 | 29 | 0 | 29 | 0 | 0 | 58 |
| 1130 | 0 | 29 | 0 | 29 | 0 | 0 | 58 |
| 1200 | 0 | 0 | 0 | 0 | 0 | 0 | 0 |
| 1230 | 0 | 0 | 0 | 0 | 0 | 0 | 0 |
| 1300 | 0 | 0 | 0 | 0 | 0 | 0 | 0 |
| 1330 | 0 | 16 | 0 | 16 | 0 | 0 | 32 |
| 1400 | 0 | 16 | 0 | 16 | 0 | 0 | 32 |
| 1430 | 0 | 16 | 0 | 16 | 0 | 0 | 32 |
| 1500 | 0 | 0 | 0 | 0 | 0 | 0 | 0 |
| 1530 | 0 | 0 | 0 | 0 | 0 | 0 | 0 |
| 1600 | 0 | 0 | 0 | 0 | 0 | 0 | 0 |
| 1630 | 0 | 0 | 0 | 0 | 0 | 0 | 0 |
| 1700 | 0 | 0 | 0 | 0 | 0 | 0 | 0 |
| 1730 | 0 | 0 | 0 | 0 | 0 | 0 | 0 |
| 1800 | 0 | 0 | 0 | 0 | 0 | 0 | 0 |
| 1830 | 0 | 0 | 0 | 0 | 0 | 0 | 0 |
| 1900 | 0 | 0 | 0 | 0 | 0 | 0 | 0 |
| 1930 | 0 | 0 | 0 | 0 | 0 | 0 | 0 |
| 2000 | 0 | 0 | 0 | 0 | 0 | 0 | 0 |
| 2030 | 0 | 0 | 0 | 0 | 0 | 0 | 0 |
| 2100 | 0 | 0 | 0 | 0 | 0 | 0 | 0 |
| 2130 | 0 | 0 | 0 | 0 | 0 | 0 | 0 |
| Total Student Seat 1/2 Hours: | 0 | 135 | 0 | 135 | 0 | 0 | 270 |
| Total Student Seat Hours: | 0 | 68 | 0 | 68 | 0 | 0 | 135 |
| % Max Student Hrs: | 0% | 13% | 0% | 13% | 0% | 0% | 5% |
| % State Benchmark: | 0% | 26% | 0% | 26% | 0% | 0% | 10% |

| CRN | Course | Enroll | Dates | Days | BTime | ETime | Instructor | Hrs | Type |
|-------|----------|--------|-------|------|-------|-------|------------|-----|------|
| 30031 | ART V07 | 29 | 1/6 | 5/19 | T R | 1030 | 1145 | 3 | WC |
| 33456 | MUS V09B | 16 | 1/6 | 5/19 | T R | 1330 | 1445 | 3 | WC |

| | | | | |
|----------------------------|-----------|----------------------|--------------|------------------------|
| Utilization % Color Codes: | Red < 25% | Blue < 50% | Green < 90% | Gold >= 90% |
| Capacity: | 37 | Students (Banner) | Description: | Performing Arts Center |
| Stations: | 37 | Students (Fusion) | Division: | 50 |
| Max Student Hrs: | 2,590 | Capacity * 70 Hrs/Wk | Room Use: | 110 Classroom |
| Use Factor: | 53 | Hrs/Week | Size: | 651 Sq. Feet |
| Occ Factor: | 25 | Students/Hr | TOP Code: | 100700 |
| State Benchmark: | 1,307 | Student Hours/Wk | TOP Title: | Dramatic Arts |

Number of Students by Time and Day

| Time | Mon | Tues | Wed | Thur | Fri | Sat | Week |
|-------------------------------|-----|------|-----|------|-----|-----|-------|
| 0700 | 0 | 0 | 0 | 0 | 0 | 0 | 0 |
| 0730 | 0 | 0 | 0 | 0 | 0 | 0 | 0 |
| 0800 | 0 | 0 | 0 | 0 | 0 | 0 | 0 |
| 0830 | 0 | 0 | 0 | 0 | 0 | 0 | 0 |
| 0900 | 0 | 0 | 0 | 0 | 0 | 0 | 0 |
| 0930 | 0 | 0 | 0 | 0 | 0 | 0 | 0 |
| 1000 | 0 | 0 | 0 | 0 | 0 | 0 | 0 |
| 1030 | 28 | 35 | 28 | 35 | 0 | 0 | 126 |
| 1100 | 28 | 35 | 28 | 35 | 0 | 0 | 126 |
| 1130 | 28 | 35 | 28 | 35 | 0 | 0 | 126 |
| 1200 | 0 | 26 | 0 | 26 | 0 | 0 | 52 |
| 1230 | 0 | 26 | 0 | 26 | 0 | 0 | 52 |
| 1300 | 0 | 26 | 0 | 26 | 0 | 0 | 52 |
| 1330 | 38 | 33 | 38 | 33 | 0 | 0 | 142 |
| 1400 | 38 | 33 | 38 | 33 | 0 | 0 | 142 |
| 1430 | 38 | 33 | 38 | 33 | 0 | 0 | 142 |
| 1500 | 0 | 22 | 0 | 22 | 0 | 0 | 44 |
| 1530 | 0 | 22 | 0 | 22 | 0 | 0 | 44 |
| 1600 | 0 | 58 | 0 | 58 | 0 | 0 | 116 |
| 1630 | 0 | 36 | 0 | 36 | 0 | 0 | 72 |
| 1700 | 0 | 36 | 0 | 36 | 0 | 0 | 72 |
| 1730 | 0 | 0 | 0 | 0 | 0 | 0 | 0 |
| 1800 | 0 | 0 | 0 | 0 | 0 | 0 | 0 |
| 1830 | 0 | 0 | 0 | 0 | 0 | 0 | 0 |
| 1900 | 0 | 0 | 0 | 0 | 0 | 0 | 0 |
| 1930 | 0 | 0 | 0 | 0 | 0 | 0 | 0 |
| 2000 | 0 | 0 | 0 | 0 | 0 | 0 | 0 |
| 2030 | 0 | 0 | 0 | 0 | 0 | 0 | 0 |
| 2100 | 0 | 0 | 0 | 0 | 0 | 0 | 0 |
| 2130 | 0 | 0 | 0 | 0 | 0 | 0 | 0 |
| Total Student Seat 1/2 Hours: | 198 | 456 | 198 | 456 | 0 | 0 | 1,308 |
| Total Student Seat Hours: | 99 | 228 | 99 | 228 | 0 | 0 | 654 |
| % Max Student Hrs: | 19% | 44% | 19% | 44% | 0% | 0% | 25% |
| % State Benchmark: | 38% | 87% | 38% | 87% | 0% | 0% | 50% |

| CRN | Course | Enroll | Dates | Days | BTime | ETime | Instructor | Hrs | Type |
|-------|----------|--------|------------|------|-------|-------|--------------------|-----|------|
| 71101 | THA V01 | 35 | 8/19 12/18 | T R | 1030 | 1145 | Cole, Nathan | 3 | WC |
| 71094 | THA V01 | 28 | 8/19 12/18 | M W | 1030 | 1145 | Cole, Nathan | 3 | WC |
| 70092 | THA V01 | 26 | 8/19 12/18 | T R | 1200 | 1315 | Varela, Jay F. | 3 | WC |
| 74319 | MUS V09A | 33 | 8/19 12/18 | T R | 1330 | 1445 | Drayton, Leslie C. | 3 | WC |
| 71355 | PHIL V09 | 38 | 8/19 12/18 | M W | 1330 | 1445 | Bortolin, Kevin M. | 3 | WC |
| 72110 | MUS V21C | 22 | 8/19 12/18 | T R | 1500 | 1615 | Lawson, Robert | 3 | WC |
| 79559 | MUS V08 | 36 | 8/19 12/18 | T R | 1600 | 1715 | Drayton, Leslie C. | 3 | WC |

| | | | | |
|----------------------------|-----------|----------------------|--------------|------------------------|
| Utilization % Color Codes: | Red < 25% | Blue < 50% | Green < 90% | Gold >= 90% |
| Capacity: | 8 | Students (Banner) | Description: | Performing Arts Center |
| Stations: | 8 | Students (Fusion) | Division: | 50 |
| Max Student Hrs: | 560 | Capacity * 70 Hrs/Wk | Room Use: | 210 Class Lab |
| Use Factor: | 53 | Hrs/Week | Size: | 442 Sq. Feet |
| Occ Factor: | 5 | Students/Hr | TOP Code: | 130300 |
| State Benchmark: | 283 | Student Hours/Wk | TOP Title: | Fashion |

Number of Students by Time and Day

| Time | Mon | Tues | Wed | Thur | Fri | Sat | Week |
|-------------------------------|-----|------|-----|------|-----|-----|------|
| 0700 | 0 | 0 | 0 | 0 | 0 | 0 | 0 |
| 0730 | 0 | 0 | 0 | 0 | 0 | 0 | 0 |
| 0800 | 0 | 0 | 0 | 0 | 0 | 0 | 0 |
| 0830 | 0 | 0 | 0 | 0 | 0 | 0 | 0 |
| 0900 | 0 | 0 | 0 | 0 | 0 | 0 | 0 |
| 0930 | 0 | 0 | 0 | 0 | 0 | 0 | 0 |
| 1000 | 0 | 0 | 0 | 0 | 0 | 0 | 0 |
| 1030 | 0 | 0 | 0 | 0 | 0 | 0 | 0 |
| 1100 | 0 | 0 | 0 | 0 | 0 | 0 | 0 |
| 1130 | 0 | 0 | 0 | 0 | 0 | 0 | 0 |
| 1200 | 0 | 0 | 0 | 0 | 0 | 0 | 0 |
| 1230 | 0 | 22 | 0 | 22 | 0 | 0 | 44 |
| 1300 | 0 | 22 | 0 | 22 | 0 | 0 | 44 |
| 1330 | 0 | 22 | 0 | 22 | 0 | 0 | 44 |
| 1400 | 0 | 0 | 0 | 0 | 0 | 0 | 0 |
| 1430 | 0 | 0 | 0 | 0 | 0 | 0 | 0 |
| 1500 | 0 | 0 | 0 | 0 | 0 | 0 | 0 |
| 1530 | 0 | 0 | 0 | 0 | 0 | 0 | 0 |
| 1600 | 0 | 0 | 0 | 0 | 0 | 0 | 0 |
| 1630 | 0 | 0 | 0 | 0 | 0 | 0 | 0 |
| 1700 | 0 | 0 | 0 | 0 | 0 | 0 | 0 |
| 1730 | 0 | 0 | 0 | 0 | 0 | 0 | 0 |
| 1800 | 0 | 0 | 0 | 0 | 0 | 0 | 0 |
| 1830 | 0 | 0 | 0 | 0 | 0 | 0 | 0 |
| 1900 | 0 | 0 | 0 | 0 | 0 | 0 | 0 |
| 1930 | 0 | 0 | 0 | 0 | 0 | 0 | 0 |
| 2000 | 0 | 0 | 0 | 0 | 0 | 0 | 0 |
| 2030 | 0 | 0 | 0 | 0 | 0 | 0 | 0 |
| 2100 | 0 | 0 | 0 | 0 | 0 | 0 | 0 |
| 2130 | 0 | 0 | 0 | 0 | 0 | 0 | 0 |
| Total Student Seat 1/2 Hours: | 0 | 66 | 0 | 66 | 0 | 0 | 132 |
| Total Student Seat Hours: | 0 | 33 | 0 | 33 | 0 | 0 | 66 |
| % Max Student Hrs: | 0% | 29% | 0% | 29% | 0% | 0% | 12% |
| % State Benchmark: | 0% | 58% | 0% | 58% | 0% | 0% | 23% |

| CRN | Course | Enroll | Dates | Days | BTime | ETime | Instructor | Hrs | Type |
|-------|---------|--------|-------|------|-------|-------|------------|-----------------|------|
| 31224 | THA V20 | 22 | 1/6 | 5/19 | T R | 1230 | 1345 | Flores, Abra P. | 3 WC |

| | | | | |
|----------------------------|-----------|----------------------|--------------|------------------------|
| Utilization % Color Codes: | Red < 25% | Blue < 50% | Green < 90% | Gold >= 90% |
| Capacity: | 16 | Students (Banner) | Description: | Performing Arts Center |
| Stations: | 16 | Students (Fusion) | Division: | 13 |
| Max Student Hrs: | 1,120 | Capacity * 70 Hrs/Wk | Room Use: | 210 Class Lab |
| Use Factor: | 53 | Hrs/Week | Size: | 648 Sq. Feet |
| Occ Factor: | 11 | Students/Hr | TOP Code: | 100400 |
| State Benchmark: | 565 | Student Hours/Wk | TOP Title: | Music |

Number of Students by Time and Day

| Time | Mon | Tues | Wed | Thur | Fri | Sat | Week |
|-------------------------------|-----|------|------|------|-----|-----|------|
| 0700 | 0 | 0 | 0 | 0 | 0 | 0 | 0 |
| 0730 | 0 | 0 | 0 | 0 | 0 | 0 | 0 |
| 0800 | 0 | 0 | 0 | 0 | 0 | 0 | 0 |
| 0830 | 0 | 0 | 0 | 0 | 0 | 0 | 0 |
| 0900 | 0 | 14 | 0 | 14 | 0 | 0 | 28 |
| 0930 | 0 | 14 | 0 | 14 | 0 | 0 | 28 |
| 1000 | 0 | 14 | 0 | 14 | 0 | 0 | 28 |
| 1030 | 31 | 24 | 31 | 24 | 0 | 0 | 110 |
| 1100 | 31 | 24 | 31 | 24 | 0 | 0 | 110 |
| 1130 | 31 | 24 | 31 | 24 | 0 | 0 | 110 |
| 1200 | 0 | 0 | 0 | 0 | 0 | 0 | 0 |
| 1230 | 0 | 0 | 0 | 0 | 0 | 0 | 0 |
| 1300 | 0 | 0 | 0 | 0 | 0 | 0 | 0 |
| 1330 | 0 | 0 | 0 | 0 | 0 | 0 | 0 |
| 1400 | 0 | 0 | 0 | 0 | 0 | 0 | 0 |
| 1430 | 0 | 0 | 0 | 0 | 0 | 0 | 0 |
| 1500 | 0 | 0 | 0 | 0 | 0 | 0 | 0 |
| 1530 | 0 | 0 | 0 | 0 | 0 | 0 | 0 |
| 1600 | 0 | 0 | 0 | 0 | 0 | 0 | 0 |
| 1630 | 0 | 0 | 0 | 0 | 0 | 0 | 0 |
| 1700 | 0 | 0 | 0 | 0 | 0 | 0 | 0 |
| 1730 | 0 | 0 | 0 | 0 | 0 | 0 | 0 |
| 1800 | 0 | 0 | 0 | 0 | 0 | 0 | 0 |
| 1830 | 0 | 0 | 0 | 0 | 0 | 0 | 0 |
| 1900 | 15 | 0 | 23 | 0 | 0 | 0 | 38 |
| 1930 | 15 | 0 | 23 | 0 | 0 | 0 | 38 |
| 2000 | 15 | 0 | 23 | 0 | 0 | 0 | 38 |
| 2030 | 15 | 0 | 23 | 0 | 0 | 0 | 38 |
| 2100 | 15 | 0 | 23 | 0 | 0 | 0 | 38 |
| 2130 | 15 | 0 | 23 | 0 | 0 | 0 | 38 |
| Total Student Seat 1/2 Hours: | 183 | 114 | 231 | 114 | 0 | 0 | 642 |
| Total Student Seat Hours: | 92 | 57 | 116 | 57 | 0 | 0 | 321 |
| % Max Student Hrs: | 41% | 25% | 52% | 25% | 0% | 0% | 29% |
| % State Benchmark: | 81% | 50% | 102% | 50% | 0% | 0% | 57% |

| CRN | Course | Enroll | Dates | Days | BTime | ETime | Instructor | Hrs | Type |
|-------|----------|--------|-------|------|-------|-------|------------|-------------------|------|
| 33536 | MUS V24D | 2 | 1/6 | 5/19 | T R | 0900 | 1015 | Fay, Linda | 3 PA |
| 33534 | MUS V24C | 7 | 1/6 | 5/19 | T R | 0900 | 1015 | Fay, Linda | 3 PA |
| 33521 | MUS V24B | 5 | 1/6 | 5/19 | T R | 0900 | 1015 | Fay, Linda | 3 PA |
| 33519 | MUS V24A | 24 | 1/6 | 5/19 | T R | 1030 | 1145 | Fay, Linda | 3 PA |
| 33435 | MUS V01 | 31 | 1/6 | 5/19 | M W | 1030 | 1145 | Wilson, Brent M. | 3 WC |
| 33520 | MUS V24A | 23 | 1/6 | 5/19 | W | 1900 | 2150 | Johnson, Ruth O. | 3 PA |
| 33538 | MUS V24D | 3 | 1/6 | 5/19 | M | 1900 | 2150 | Smith, Mariana C. | 3 PA |
| 33535 | MUS V24C | 3 | 1/6 | 5/19 | M | 1900 | 2150 | Smith, Mariana C. | 3 PA |
| 33523 | MUS V24B | 9 | 1/6 | 5/19 | M | 1900 | 2150 | Smith, Mariana C. | 3 PA |

| | | | | |
|----------------------------|-----------|----------------------|--------------|------------------------|
| Utilization % Color Codes: | Red < 25% | Blue < 50% | Green < 90% | Gold >= 90% |
| Capacity: | 16 | Students (Banner) | Description: | Performing Arts Center |
| Stations: | 16 | Students (Fusion) | Division: | 13 |
| Max Student Hrs: | 1,120 | Capacity * 70 Hrs/Wk | Room Use: | 210 Class Lab |
| Use Factor: | 53 | Hrs/Week | Size: | 648 Sq. Feet |
| Occ Factor: | 11 | Students/Hr | TOP Code: | 100400 |
| State Benchmark: | 565 | Student Hours/Wk | TOP Title: | Music |

Number of Students by Time and Day

| Time | Mon | Tues | Wed | Thur | Fri | Sat | Week |
|-------------------------------|-----|------|-----|------|-----|-----|------|
| 0700 | 0 | 0 | 0 | 0 | 0 | 0 | 0 |
| 0730 | 0 | 0 | 0 | 0 | 0 | 0 | 0 |
| 0800 | 0 | 0 | 0 | 0 | 0 | 0 | 0 |
| 0830 | 0 | 0 | 0 | 0 | 0 | 0 | 0 |
| 0900 | 0 | 10 | 0 | 10 | 0 | 0 | 20 |
| 0930 | 0 | 10 | 0 | 10 | 0 | 0 | 20 |
| 1000 | 0 | 10 | 0 | 10 | 0 | 0 | 20 |
| 1030 | 26 | 29 | 26 | 29 | 0 | 0 | 110 |
| 1100 | 26 | 29 | 26 | 29 | 0 | 0 | 110 |
| 1130 | 26 | 29 | 26 | 29 | 0 | 0 | 110 |
| 1200 | 0 | 0 | 0 | 0 | 0 | 0 | 0 |
| 1230 | 0 | 0 | 0 | 0 | 0 | 0 | 0 |
| 1300 | 0 | 0 | 0 | 0 | 0 | 0 | 0 |
| 1330 | 0 | 0 | 0 | 0 | 0 | 0 | 0 |
| 1400 | 0 | 0 | 0 | 0 | 0 | 0 | 0 |
| 1430 | 0 | 0 | 0 | 0 | 0 | 0 | 0 |
| 1500 | 0 | 0 | 0 | 0 | 0 | 0 | 0 |
| 1530 | 0 | 0 | 0 | 0 | 0 | 0 | 0 |
| 1600 | 0 | 0 | 0 | 0 | 0 | 0 | 0 |
| 1630 | 0 | 0 | 0 | 0 | 0 | 0 | 0 |
| 1700 | 0 | 0 | 0 | 0 | 0 | 0 | 0 |
| 1730 | 0 | 0 | 0 | 0 | 0 | 0 | 0 |
| 1800 | 0 | 0 | 0 | 0 | 0 | 0 | 0 |
| 1830 | 0 | 0 | 0 | 0 | 0 | 0 | 0 |
| 1900 | 15 | 0 | 18 | 0 | 0 | 0 | 33 |
| 1930 | 15 | 0 | 18 | 0 | 0 | 0 | 33 |
| 2000 | 15 | 0 | 18 | 0 | 0 | 0 | 33 |
| 2030 | 15 | 0 | 18 | 0 | 0 | 0 | 33 |
| 2100 | 15 | 0 | 18 | 0 | 0 | 0 | 33 |
| 2130 | 15 | 0 | 18 | 0 | 0 | 0 | 33 |
| Total Student Seat 1/2 Hours: | 168 | 117 | 186 | 117 | 0 | 0 | 588 |
| Total Student Seat Hours: | 84 | 59 | 93 | 59 | 0 | 0 | 294 |
| % Max Student Hrs: | 38% | 26% | 42% | 26% | 0% | 0% | 26% |
| % State Benchmark: | 74% | 52% | 82% | 52% | 0% | 0% | 52% |

| CRN | Course | Enroll | Dates | Days | BTime | ETime | Instructor | Hrs | Type |
|-------|----------|--------|------------|------|-------|-------|-------------------|-----|------|
| 72143 | MUS V24D | 2 | 8/19 12/18 | T R | 0900 | 1015 | Fay, Linda | 3 | PA |
| 72139 | MUS V24C | 2 | 8/19 12/18 | T R | 0900 | 1015 | Fay, Linda | 3 | PA |
| 72134 | MUS V24B | 6 | 8/19 12/18 | T R | 0900 | 1015 | Fay, Linda | 3 | PA |
| 72123 | MUS V24A | 29 | 8/19 12/18 | T R | 1030 | 1145 | Fay, Linda | 3 | PA |
| 72029 | MUS V01 | 26 | 8/19 12/18 | M W | 1030 | 1145 | Wilson, Brent M. | 3 | WC |
| 73773 | MUS V24A | 18 | 8/19 12/18 | W | 1900 | 2150 | Johnson, Ruth O. | 3 | PA |
| 73782 | MUS V24D | 2 | 8/19 12/18 | M | 1900 | 2150 | Smith, Mariana C. | 3 | PA |
| 73778 | MUS V24C | 5 | 8/19 12/18 | M | 1900 | 2150 | Smith, Mariana C. | 3 | PA |
| 73776 | MUS V24B | 8 | 8/19 12/18 | M | 1900 | 2150 | Smith, Mariana C. | 3 | PA |

| | | | | |
|----------------------------|-----------|----------------------|--------------|------------------------|
| Utilization % Color Codes: | Red < 25% | Blue < 50% | Green < 90% | Gold >= 90% |
| Capacity: | 15 | Students (Banner) | Description: | Performing Arts Center |
| Stations: | 15 | Students (Fusion) | Division: | 50 |
| Max Student Hrs: | 1,050 | Capacity * 70 Hrs/Wk | Room Use: | 250 Non-Class Lab |
| Use Factor: | 53 | Hrs/Week | Size: | 468 Sq. Feet |
| Occ Factor: | 10 | Students/Hr | TOP Code: | 100700 |
| State Benchmark: | 530 | Student Hours/Wk | TOP Title: | Dramatic Arts |

Number of Students by Time and Day

| Time | Mon | Tues | Wed | Thur | Fri | Sat | Week |
|-------------------------------|-----|------|-----|------|-----|-----|------|
| 0700 | 0 | 0 | 0 | 0 | 0 | 0 | 0 |
| 0730 | 0 | 0 | 0 | 0 | 0 | 0 | 0 |
| 0800 | 0 | 0 | 0 | 0 | 0 | 0 | 0 |
| 0830 | 0 | 18 | 0 | 18 | 0 | 0 | 36 |
| 0900 | 0 | 18 | 0 | 18 | 0 | 0 | 36 |
| 0930 | 0 | 18 | 0 | 18 | 0 | 0 | 36 |
| 1000 | 0 | 18 | 0 | 18 | 0 | 0 | 36 |
| 1030 | 0 | 0 | 0 | 0 | 0 | 0 | 0 |
| 1100 | 0 | 0 | 0 | 0 | 0 | 0 | 0 |
| 1130 | 0 | 0 | 0 | 0 | 0 | 0 | 0 |
| 1200 | 0 | 0 | 0 | 0 | 0 | 0 | 0 |
| 1230 | 0 | 0 | 0 | 0 | 0 | 0 | 0 |
| 1300 | 0 | 0 | 0 | 0 | 0 | 0 | 0 |
| 1330 | 0 | 0 | 0 | 0 | 0 | 0 | 0 |
| 1400 | 0 | 0 | 0 | 0 | 0 | 0 | 0 |
| 1430 | 0 | 0 | 0 | 0 | 0 | 0 | 0 |
| 1500 | 0 | 0 | 0 | 0 | 0 | 0 | 0 |
| 1530 | 0 | 0 | 0 | 0 | 0 | 0 | 0 |
| 1600 | 0 | 0 | 0 | 0 | 0 | 0 | 0 |
| 1630 | 0 | 0 | 0 | 0 | 0 | 0 | 0 |
| 1700 | 0 | 0 | 0 | 0 | 0 | 0 | 0 |
| 1730 | 0 | 0 | 0 | 0 | 0 | 0 | 0 |
| 1800 | 0 | 0 | 0 | 0 | 0 | 0 | 0 |
| 1830 | 0 | 0 | 0 | 0 | 0 | 0 | 0 |
| 1900 | 0 | 0 | 0 | 0 | 0 | 0 | 0 |
| 1930 | 0 | 0 | 0 | 0 | 0 | 0 | 0 |
| 2000 | 0 | 0 | 0 | 0 | 0 | 0 | 0 |
| 2030 | 0 | 0 | 0 | 0 | 0 | 0 | 0 |
| 2100 | 0 | 0 | 0 | 0 | 0 | 0 | 0 |
| 2130 | 0 | 0 | 0 | 0 | 0 | 0 | 0 |
| Total Student Seat 1/2 Hours: | 0 | 72 | 0 | 72 | 0 | 0 | 144 |
| Total Student Seat Hours: | 0 | 36 | 0 | 36 | 0 | 0 | 72 |
| % Max Student Hrs: | 0% | 17% | 0% | 17% | 0% | 0% | 7% |
| % State Benchmark: | 0% | 34% | 0% | 34% | 0% | 0% | 14% |

| CRN | Course | Enroll | Dates | Days | BTime | ETime | Instructor | Hrs | Type |
|-------|----------|--------|-------|------|-------|-------|------------|-----------------|------|
| 32450 | THA V06B | 4 | 1/6 | 5/19 | T R | 0830 | 1020 | Flores, Abra P. | 4 PA |
| 31459 | THA V06A | 14 | 1/6 | 5/19 | T R | 0830 | 1020 | Flores, Abra P. | 4 PA |

| | | | | |
|----------------------------|-----------|----------------------|--------------|------------------------|
| Utilization % Color Codes: | Red < 25% | Blue < 50% | Green < 90% | Gold >= 90% |
| Capacity: | 15 | Students (Banner) | Description: | Performing Arts Center |
| Stations: | 15 | Students (Fusion) | Division: | 50 |
| Max Student Hrs: | 1,050 | Capacity * 70 Hrs/Wk | Room Use: | 250 Non-Class Lab |
| Use Factor: | 53 | Hrs/Week | Size: | 468 Sq. Feet |
| Occ Factor: | 10 | Students/Hr | TOP Code: | 100700 |
| State Benchmark: | 530 | Student Hours/Wk | TOP Title: | Dramatic Arts |

Number of Students by Time and Day

| Time | Mon | Tues | Wed | Thur | Fri | Sat | Week |
|-------------------------------|-----|------|-----|------|-----|-----|------|
| 0700 | 0 | 0 | 0 | 0 | 0 | 0 | 0 |
| 0730 | 0 | 0 | 0 | 0 | 0 | 0 | 0 |
| 0800 | 0 | 0 | 0 | 0 | 0 | 0 | 0 |
| 0830 | 0 | 17 | 0 | 17 | 0 | 0 | 34 |
| 0900 | 0 | 17 | 0 | 17 | 0 | 0 | 34 |
| 0930 | 0 | 17 | 0 | 17 | 0 | 0 | 34 |
| 1000 | 0 | 17 | 0 | 17 | 0 | 0 | 34 |
| 1030 | 0 | 0 | 0 | 0 | 0 | 0 | 0 |
| 1100 | 0 | 0 | 0 | 0 | 0 | 0 | 0 |
| 1130 | 0 | 0 | 0 | 0 | 0 | 0 | 0 |
| 1200 | 0 | 0 | 0 | 0 | 0 | 0 | 0 |
| 1230 | 0 | 0 | 0 | 0 | 0 | 0 | 0 |
| 1300 | 0 | 0 | 0 | 0 | 0 | 0 | 0 |
| 1330 | 0 | 0 | 0 | 0 | 0 | 0 | 0 |
| 1400 | 0 | 0 | 0 | 0 | 0 | 0 | 0 |
| 1430 | 0 | 0 | 0 | 0 | 0 | 0 | 0 |
| 1500 | 0 | 0 | 0 | 0 | 0 | 0 | 0 |
| 1530 | 0 | 0 | 0 | 0 | 0 | 0 | 0 |
| 1600 | 0 | 0 | 0 | 0 | 0 | 0 | 0 |
| 1630 | 0 | 0 | 0 | 0 | 0 | 0 | 0 |
| 1700 | 0 | 0 | 0 | 0 | 0 | 0 | 0 |
| 1730 | 0 | 0 | 0 | 0 | 0 | 0 | 0 |
| 1800 | 0 | 0 | 0 | 0 | 0 | 0 | 0 |
| 1830 | 0 | 0 | 0 | 0 | 0 | 0 | 0 |
| 1900 | 0 | 0 | 0 | 0 | 0 | 0 | 0 |
| 1930 | 0 | 0 | 0 | 0 | 0 | 0 | 0 |
| 2000 | 0 | 0 | 0 | 0 | 0 | 0 | 0 |
| 2030 | 0 | 0 | 0 | 0 | 0 | 0 | 0 |
| 2100 | 0 | 0 | 0 | 0 | 0 | 0 | 0 |
| 2130 | 0 | 0 | 0 | 0 | 0 | 0 | 0 |
| Total Student Seat 1/2 Hours: | 0 | 68 | 0 | 68 | 0 | 0 | 136 |
| Total Student Seat Hours: | 0 | 34 | 0 | 34 | 0 | 0 | 68 |
| % Max Student Hrs: | 0% | 16% | 0% | 16% | 0% | 0% | 6% |
| % State Benchmark: | 0% | 32% | 0% | 32% | 0% | 0% | 13% |

| CRN | Course | Enroll | Dates | Days | BTime | ETime | Instructor | Hrs | Type |
|-------|----------|--------|------------|------|-------|-------|-----------------|-----|------|
| 71488 | THA V06A | 15 | 8/19 12/18 | T R | 0830 | 1020 | Flores, Abra P. | 4 | PA |
| 70666 | THA V06B | 2 | 8/19 12/18 | T R | 0830 | 1020 | Flores, Abra P. | 4 | PA |

| | | | | |
|----------------------------|-----------|----------------------|--------------|---------------------------------------|
| Utilization % Color Codes: | Red < 25% | Blue < 50% | Green < 90% | Gold >= 90% |
| Capacity: | 24 | Students (Banner) | Description: | Studio Arts Building |
| Stations: | 30 | Students (Fusion) | Division: | 20 |
| Max Student Hrs: | 1,680 | Capacity * 70 Hrs/Wk | Room Use: | 210 Class Lab |
| Use Factor: | 53 | Hrs/Week | Size: | 1,702 Sq. Feet |
| Occ Factor: | 16 | Students/Hr | TOP Code: | 100200 |
| State Benchmark: | 848 | Student Hours/Wk | TOP Title: | Art (Painting, Drawing and Sculpture) |

Number of Students by Time and Day

| Time | Mon | Tues | Wed | Thur | Fri | Sat | Week |
|-------------------------------|-----|------|-----|------|-----|-----|-------|
| 0700 | 0 | 0 | 0 | 0 | 0 | 0 | 0 |
| 0730 | 0 | 24 | 0 | 24 | 0 | 0 | 48 |
| 0800 | 0 | 24 | 0 | 24 | 0 | 0 | 48 |
| 0830 | 0 | 24 | 0 | 24 | 0 | 0 | 48 |
| 0900 | 0 | 24 | 0 | 24 | 0 | 0 | 48 |
| 0930 | 0 | 24 | 0 | 24 | 0 | 0 | 48 |
| 1000 | 0 | 24 | 0 | 24 | 0 | 0 | 48 |
| 1030 | 20 | 25 | 20 | 25 | 0 | 0 | 90 |
| 1100 | 20 | 25 | 20 | 25 | 0 | 0 | 90 |
| 1130 | 20 | 25 | 20 | 25 | 0 | 0 | 90 |
| 1200 | 20 | 25 | 20 | 25 | 0 | 0 | 90 |
| 1230 | 20 | 25 | 20 | 25 | 0 | 0 | 90 |
| 1300 | 20 | 25 | 20 | 25 | 0 | 0 | 90 |
| 1330 | 34 | 0 | 34 | 0 | 0 | 0 | 68 |
| 1400 | 34 | 0 | 34 | 0 | 0 | 0 | 68 |
| 1430 | 34 | 0 | 34 | 0 | 0 | 0 | 68 |
| 1500 | 34 | 0 | 34 | 0 | 0 | 0 | 68 |
| 1530 | 34 | 0 | 34 | 0 | 0 | 0 | 68 |
| 1600 | 34 | 0 | 34 | 0 | 0 | 0 | 68 |
| 1630 | 0 | 0 | 0 | 0 | 0 | 0 | 0 |
| 1700 | 0 | 0 | 0 | 0 | 0 | 0 | 0 |
| 1730 | 0 | 0 | 0 | 0 | 0 | 0 | 0 |
| 1800 | 0 | 0 | 0 | 0 | 0 | 0 | 0 |
| 1830 | 0 | 0 | 0 | 0 | 0 | 0 | 0 |
| 1900 | 0 | 25 | 0 | 25 | 0 | 0 | 50 |
| 1930 | 0 | 25 | 0 | 25 | 0 | 0 | 50 |
| 2000 | 0 | 25 | 0 | 25 | 0 | 0 | 50 |
| 2030 | 0 | 25 | 0 | 25 | 0 | 0 | 50 |
| 2100 | 0 | 25 | 0 | 25 | 0 | 0 | 50 |
| 2130 | 0 | 25 | 0 | 25 | 0 | 0 | 50 |
| Total Student Seat 1/2 Hours: | 324 | 444 | 324 | 444 | 0 | 0 | 1,536 |
| Total Student Seat Hours: | 162 | 222 | 162 | 222 | 0 | 0 | 768 |
| % Max Student Hrs: | 48% | 66% | 48% | 66% | 0% | 0% | 46% |
| % State Benchmark: | 96% | 131% | 96% | 131% | 0% | 0% | 91% |

| CRN | Course | Enroll | Dates | Days | BTime | ETime | Instructor | Hrs | Type | |
|-------|----------|--------|-------|------|-------|-------|------------|-------------------|------|----|
| 33660 | ART V13C | 3 | 1/6 | 5/19 | T R | 0730 | 1020 | Young, David A. | 6 | WC |
| 32422 | ART V13D | 2 | 1/6 | 5/19 | T R | 0730 | 1020 | Young, David A. | 6 | WC |
| 33659 | ART V13B | 10 | 1/6 | 5/19 | T R | 0730 | 1020 | Young, David A. | 6 | WC |
| 33657 | ART V13A | 9 | 1/6 | 5/19 | T R | 0730 | 1020 | Young, David A. | 6 | WC |
| 33654 | ART V12B | 25 | 1/6 | 5/19 | T R | 1030 | 1320 | Moskowitz, Robert | 6 | WC |
| 33666 | ART V16A | 12 | 1/6 | 5/19 | M W | 1030 | 1320 | Moskowitz, Robert | 6 | WC |
| 33749 | ART V46A | 8 | 1/6 | 5/19 | M W | 1030 | 1320 | Moskowitz, Robert | 6 | WC |
| 31556 | ART V20C | 7 | 1/6 | 5/19 | M W | 1330 | 1620 | Moskowitz, Robert | 6 | WC |
| 33754 | ART V47B | 1 | 1/6 | 5/19 | M W | 1330 | 1620 | Moskowitz, Robert | 6 | WC |
| 31021 | ART V38 | 1 | 1/6 | 5/19 | M W | 1330 | 1620 | Moskowitz, Robert | 6 | WC |
| 33750 | ART V46B | 6 | 1/6 | 5/19 | M W | 1330 | 1620 | Moskowitz, Robert | 6 | WC |
| 30035 | ART V15A | 5 | 1/6 | 5/19 | M W | 1330 | 1620 | Moskowitz, Robert | 6 | WC |
| 33670 | ART V16B | 7 | 1/6 | 5/19 | M W | 1330 | 1620 | Moskowitz, Robert | 6 | WC |
| 33683 | ART V20A | 5 | 1/6 | 5/19 | M W | 1330 | 1620 | Moskowitz, Robert | 6 | WC |
| 33685 | ART V20B | 2 | 1/6 | 5/19 | M W | 1330 | 1620 | Moskowitz, Robert | 6 | WC |
| 32753 | ART V13A | 11 | 1/6 | 5/19 | T R | 1900 | 2150 | Young, David A. | 6 | WC |
| 32424 | ART V13D | 7 | 1/6 | 5/19 | T R | 1900 | 2150 | Young, David A. | 6 | WC |
| 31302 | ART V13C | 2 | 1/6 | 5/19 | T R | 1900 | 2150 | Young, David A. | 6 | WC |
| 32755 | ART V13B | 5 | 1/6 | 5/19 | T R | 1900 | 2150 | Young, David A. | 6 | WC |

| | | | | |
|----------------------------|-----------|----------------------|--------------|---------------------------------------|
| Utilization % Color Codes: | Red < 25% | Blue < 50% | Green < 90% | Gold >= 90% |
| Capacity: | 24 | Students (Banner) | Description: | Studio Arts Building |
| Stations: | 30 | Students (Fusion) | Division: | 20 |
| Max Student Hrs: | 1,680 | Capacity * 70 Hrs/Wk | Room Use: | 210 Class Lab |
| Use Factor: | 53 | Hrs/Week | Size: | 1,702 Sq. Feet |
| Occ Factor: | 16 | Students/Hr | TOP Code: | 100200 |
| State Benchmark: | 848 | Student Hours/Wk | TOP Title: | Art (Painting, Drawing and Sculpture) |

Number of Students by Time and Day

| Time | Mon | Tues | Wed | Thur | Fri | Sat | Week |
|-------------------------------|-----|------|-----|------|-----|-----|-------|
| 0700 | 0 | 0 | 0 | 0 | 0 | 0 | 0 |
| 0730 | 0 | 24 | 0 | 24 | 0 | 0 | 48 |
| 0800 | 0 | 24 | 0 | 24 | 0 | 0 | 48 |
| 0830 | 0 | 24 | 0 | 24 | 0 | 0 | 48 |
| 0900 | 0 | 24 | 0 | 24 | 0 | 0 | 48 |
| 0930 | 0 | 24 | 0 | 24 | 0 | 0 | 48 |
| 1000 | 0 | 24 | 0 | 24 | 0 | 0 | 48 |
| 1030 | 20 | 17 | 20 | 17 | 0 | 0 | 74 |
| 1100 | 20 | 17 | 20 | 17 | 0 | 0 | 74 |
| 1130 | 20 | 17 | 20 | 17 | 0 | 0 | 74 |
| 1200 | 20 | 17 | 20 | 17 | 0 | 0 | 74 |
| 1230 | 20 | 17 | 20 | 17 | 0 | 0 | 74 |
| 1300 | 20 | 17 | 20 | 17 | 0 | 0 | 74 |
| 1330 | 20 | 0 | 20 | 0 | 0 | 0 | 40 |
| 1400 | 20 | 0 | 20 | 0 | 0 | 0 | 40 |
| 1430 | 20 | 0 | 20 | 0 | 0 | 0 | 40 |
| 1500 | 20 | 0 | 20 | 0 | 0 | 0 | 40 |
| 1530 | 20 | 0 | 20 | 0 | 0 | 0 | 40 |
| 1600 | 20 | 0 | 20 | 0 | 0 | 0 | 40 |
| 1630 | 0 | 0 | 0 | 0 | 0 | 0 | 0 |
| 1700 | 0 | 0 | 0 | 0 | 0 | 0 | 0 |
| 1730 | 0 | 0 | 0 | 0 | 0 | 0 | 0 |
| 1800 | 0 | 0 | 0 | 0 | 0 | 0 | 0 |
| 1830 | 0 | 0 | 0 | 0 | 0 | 0 | 0 |
| 1900 | 0 | 27 | 0 | 27 | 0 | 0 | 54 |
| 1930 | 0 | 27 | 0 | 27 | 0 | 0 | 54 |
| 2000 | 0 | 27 | 0 | 27 | 0 | 0 | 54 |
| 2030 | 0 | 27 | 0 | 27 | 0 | 0 | 54 |
| 2100 | 0 | 27 | 0 | 27 | 0 | 0 | 54 |
| 2130 | 0 | 27 | 0 | 27 | 0 | 0 | 54 |
| Total Student Seat 1/2 Hours: | 240 | 408 | 240 | 408 | 0 | 0 | 1,296 |
| Total Student Seat Hours: | 120 | 204 | 120 | 204 | 0 | 0 | 648 |
| % Max Student Hrs: | 36% | 61% | 36% | 61% | 0% | 0% | 39% |
| % State Benchmark: | 71% | 120% | 71% | 120% | 0% | 0% | 76% |

| CRN | Course | Enroll | Dates | Days | BTime | ETime | Instructor | Hrs | Type |
|-------|----------|--------|------------|------|-------|-------|-------------------|-----|------|
| 71566 | ART V13B | 4 | 8/19 12/18 | T R | 0730 | 1020 | Young, David A. | 6 | WC |
| 71196 | ART V13A | 14 | 8/19 12/18 | T R | 0730 | 1020 | Young, David A. | 6 | WC |
| 71574 | ART V13C | 6 | 8/19 12/18 | T R | 0730 | 1020 | Young, David A. | 6 | WC |
| 70441 | ART V12B | 17 | 8/19 12/18 | T R | 1030 | 1320 | Moskowitz, Robert | 6 | WC |
| 71477 | ART V46A | 12 | 8/19 12/18 | M W | 1030 | 1320 | Moskowitz, Robert | 6 | WC |
| 71204 | ART V16A | 8 | 8/19 12/18 | M W | 1030 | 1320 | Moskowitz, Robert | 6 | WC |
| 70555 | ART V20C | 6 | 8/19 12/18 | M W | 1330 | 1620 | Moskowitz, Robert | 6 | WC |
| 71206 | ART V16B | 2 | 8/19 12/18 | M W | 1330 | 1620 | Moskowitz, Robert | 6 | WC |
| 71420 | ART V38 | 2 | 8/19 12/18 | M W | 1330 | 1620 | Moskowitz, Robert | 6 | WC |
| 71478 | ART V46B | 2 | 8/19 12/18 | M W | 1330 | 1620 | Moskowitz, Robert | 6 | WC |
| 71480 | ART V47A | 4 | 8/19 12/18 | M W | 1330 | 1620 | Moskowitz, Robert | 6 | WC |
| 71216 | ART V20A | 4 | 8/19 12/18 | M W | 1330 | 1620 | Moskowitz, Robert | 6 | WC |
| 70294 | ART V13D | 2 | 8/19 12/18 | T R | 1900 | 2150 | Young, David A. | 6 | WC |
| 71508 | ART V13A | 15 | 8/19 12/18 | T R | 1900 | 2150 | Young, David A. | 6 | WC |
| 71509 | ART V13B | 5 | 8/19 12/18 | T R | 1900 | 2150 | Young, David A. | 6 | WC |
| 71510 | ART V13C | 5 | 8/19 12/18 | T R | 1900 | 2150 | Young, David A. | 6 | WC |

| | | | | |
|----------------------------|-----------|----------------------|--------------|---------------------------------------|
| Utilization % Color Codes: | Red < 25% | Blue < 50% | Green < 90% | Gold >= 90% |
| Capacity: | 24 | Students (Banner) | Description: | Studio Arts Building |
| Stations: | 24 | Students (Fusion) | Division: | 20 |
| Max Student Hrs: | 1,680 | Capacity * 70 Hrs/Wk | Room Use: | 210 Class Lab |
| Use Factor: | 53 | Hrs/Week | Size: | 1,578 Sq. Feet |
| Occ Factor: | 16 | Students/Hr | TOP Code: | 100200 |
| State Benchmark: | 848 | Student Hours/Wk | TOP Title: | Art (Painting, Drawing and Sculpture) |

Number of Students by Time and Day

| Time | Mon | Tues | Wed | Thur | Fri | Sat | Week |
|-------------------------------|------|------|------|------|-----|-----|------|
| 0700 | 0 | 0 | 0 | 0 | 0 | 0 | 0 |
| 0730 | 0 | 0 | 0 | 0 | 0 | 0 | 0 |
| 0800 | 0 | 0 | 0 | 0 | 0 | 0 | 0 |
| 0830 | 0 | 0 | 0 | 0 | 0 | 0 | 0 |
| 0900 | 0 | 0 | 0 | 0 | 0 | 0 | 0 |
| 0930 | 0 | 0 | 0 | 0 | 0 | 0 | 0 |
| 1000 | 0 | 0 | 0 | 0 | 0 | 0 | 0 |
| 1030 | 30 | 0 | 30 | 0 | 0 | 0 | 60 |
| 1100 | 30 | 0 | 30 | 0 | 0 | 0 | 60 |
| 1130 | 30 | 0 | 30 | 0 | 0 | 0 | 60 |
| 1200 | 30 | 0 | 30 | 0 | 0 | 0 | 60 |
| 1230 | 30 | 0 | 30 | 0 | 0 | 0 | 60 |
| 1300 | 30 | 0 | 30 | 0 | 0 | 0 | 60 |
| 1330 | 29 | 0 | 29 | 0 | 0 | 0 | 58 |
| 1400 | 29 | 0 | 29 | 0 | 0 | 0 | 58 |
| 1430 | 29 | 0 | 29 | 0 | 0 | 0 | 58 |
| 1500 | 29 | 0 | 29 | 0 | 0 | 0 | 58 |
| 1530 | 29 | 0 | 29 | 0 | 0 | 0 | 58 |
| 1600 | 29 | 0 | 29 | 0 | 0 | 0 | 58 |
| 1630 | 0 | 0 | 0 | 0 | 0 | 0 | 0 |
| 1700 | 0 | 0 | 0 | 0 | 0 | 0 | 0 |
| 1730 | 0 | 0 | 0 | 0 | 0 | 0 | 0 |
| 1800 | 0 | 0 | 0 | 0 | 0 | 0 | 0 |
| 1830 | 0 | 0 | 0 | 0 | 0 | 0 | 0 |
| 1900 | 0 | 0 | 0 | 0 | 0 | 0 | 0 |
| 1930 | 0 | 0 | 0 | 0 | 0 | 0 | 0 |
| 2000 | 0 | 0 | 0 | 0 | 0 | 0 | 0 |
| 2030 | 0 | 0 | 0 | 0 | 0 | 0 | 0 |
| 2100 | 0 | 0 | 0 | 0 | 0 | 0 | 0 |
| 2130 | 0 | 0 | 0 | 0 | 0 | 0 | 0 |
| Total Student Seat 1/2 Hours: | 354 | 0 | 354 | 0 | 0 | 0 | 708 |
| Total Student Seat Hours: | 177 | 0 | 177 | 0 | 0 | 0 | 354 |
| % Max Student Hrs: | 53% | 0% | 53% | 0% | 0% | 0% | 21% |
| % State Benchmark: | 104% | 0% | 104% | 0% | 0% | 0% | 42% |

| CRN | Course | Enroll | Dates | Days | BTime | ETime | Instructor | Hrs | Type |
|-------|----------|--------|-------|------|-------|-------|------------|-----------------|------|
| 33681 | ART V19 | 30 | 1/6 | 5/19 | M W | 1030 | 1320 | Huth, Pamela J. | 6 WC |
| 33693 | ART V26A | 1 | 1/6 | 5/19 | M W | 1330 | 1620 | Wu, JenChi | 6 WC |
| 33691 | ART V25B | 4 | 1/6 | 5/19 | M W | 1330 | 1620 | Wu, JenChi | 6 WC |
| 33689 | ART V25A | 24 | 1/6 | 5/19 | M W | 1330 | 1620 | Wu, JenChi | 6 WC |

| | | | | |
|----------------------------|-----------|----------------------|--------------|---------------------------------------|
| Utilization % Color Codes: | Red < 25% | Blue < 50% | Green < 90% | Gold >= 90% |
| Capacity: | 24 | Students (Banner) | Description: | Studio Arts Building |
| Stations: | 24 | Students (Fusion) | Division: | 20 |
| Max Student Hrs: | 1,680 | Capacity * 70 Hrs/Wk | Room Use: | 210 Class Lab |
| Use Factor: | 53 | Hrs/Week | Size: | 1,578 Sq. Feet |
| Occ Factor: | 16 | Students/Hr | TOP Code: | 100200 |
| State Benchmark: | 848 | Student Hours/Wk | TOP Title: | Art (Painting, Drawing and Sculpture) |

Number of Students by Time and Day

| Time | Mon | Tues | Wed | Thur | Fri | Sat | Week |
|-------------------------------|-----|------|-----|------|-----|-----|------|
| 0700 | 0 | 0 | 0 | 0 | 0 | 0 | 0 |
| 0730 | 0 | 0 | 0 | 0 | 0 | 0 | 0 |
| 0800 | 0 | 0 | 0 | 0 | 0 | 0 | 0 |
| 0830 | 0 | 0 | 0 | 0 | 0 | 0 | 0 |
| 0900 | 0 | 0 | 0 | 0 | 0 | 0 | 0 |
| 0930 | 0 | 0 | 0 | 0 | 0 | 0 | 0 |
| 1000 | 0 | 0 | 0 | 0 | 0 | 0 | 0 |
| 1030 | 26 | 0 | 26 | 0 | 0 | 0 | 52 |
| 1100 | 26 | 0 | 26 | 0 | 0 | 0 | 52 |
| 1130 | 26 | 0 | 26 | 0 | 0 | 0 | 52 |
| 1200 | 26 | 0 | 26 | 0 | 0 | 0 | 52 |
| 1230 | 26 | 0 | 26 | 0 | 0 | 0 | 52 |
| 1300 | 26 | 0 | 26 | 0 | 0 | 0 | 52 |
| 1330 | 25 | 0 | 25 | 0 | 0 | 0 | 50 |
| 1400 | 25 | 0 | 25 | 0 | 0 | 0 | 50 |
| 1430 | 25 | 0 | 25 | 0 | 0 | 0 | 50 |
| 1500 | 25 | 0 | 25 | 0 | 0 | 0 | 50 |
| 1530 | 25 | 0 | 25 | 0 | 0 | 0 | 50 |
| 1600 | 25 | 0 | 25 | 0 | 0 | 0 | 50 |
| 1630 | 0 | 0 | 0 | 0 | 0 | 0 | 0 |
| 1700 | 0 | 0 | 0 | 0 | 0 | 0 | 0 |
| 1730 | 0 | 0 | 0 | 0 | 0 | 0 | 0 |
| 1800 | 0 | 0 | 0 | 0 | 0 | 0 | 0 |
| 1830 | 0 | 0 | 0 | 0 | 0 | 0 | 0 |
| 1900 | 0 | 0 | 0 | 0 | 0 | 0 | 0 |
| 1930 | 0 | 0 | 0 | 0 | 0 | 0 | 0 |
| 2000 | 0 | 0 | 0 | 0 | 0 | 0 | 0 |
| 2030 | 0 | 0 | 0 | 0 | 0 | 0 | 0 |
| 2100 | 0 | 0 | 0 | 0 | 0 | 0 | 0 |
| 2130 | 0 | 0 | 0 | 0 | 0 | 0 | 0 |
| Total Student Seat 1/2 Hours: | 306 | 0 | 306 | 0 | 0 | 0 | 612 |
| Total Student Seat Hours: | 153 | 0 | 153 | 0 | 0 | 0 | 306 |
| % Max Student Hrs: | 46% | 0% | 46% | 0% | 0% | 0% | 18% |
| % State Benchmark: | 90% | 0% | 90% | 0% | 0% | 0% | 36% |

| CRN | Course | Enroll | Dates | Days | BTime | ETime | Instructor | Hrs | Type |
|-------|----------|--------|------------|------|-------|-------|-----------------|-----|------|
| 76760 | ART V19 | 26 | 8/19 12/18 | M W | 1030 | 1320 | Huth, Pamela J. | 6 | WC |
| 71336 | ART V25B | 5 | 8/19 12/18 | M W | 1330 | 1620 | Wu, JenChi | 6 | WC |
| 71327 | ART V25A | 20 | 8/19 12/18 | M W | 1330 | 1620 | Wu, JenChi | 6 | WC |


| | | | | |
|----------------------------|-----------|----------------------|--------------|---------------------------------------|
| Utilization % Color Codes: | Red < 25% | Blue < 50% | Green < 90% | Gold >= 90% |
| Capacity: | 24 | Students (Banner) | Description: | Studio Arts Building |
| Stations: | 25 | Students (Fusion) | Division: | 20 |
| Max Student Hrs: | 1,680 | Capacity * 70 Hrs/Wk | Room Use: | 210 Class Lab |
| Use Factor: | 53 | Hrs/Week | Size: | 1,377 Sq. Feet |
| Occ Factor: | 16 | Students/Hr | TOP Code: | 100200 |
| State Benchmark: | 848 | Student Hours/Wk | TOP Title: | Art (Painting, Drawing and Sculpture) |

Number of Students by Time and Day

| Time | Mon | Tues | Wed | Thur | Fri | Sat | Week |
|-------------------------------|-----|------|-----|------|-----|-----|-------|
| 0700 | 0 | 0 | 0 | 0 | 0 | 0 | 0 |
| 0730 | 27 | 0 | 27 | 0 | 0 | 0 | 54 |
| 0800 | 27 | 0 | 27 | 0 | 0 | 0 | 54 |
| 0830 | 27 | 0 | 27 | 0 | 25 | 0 | 79 |
| 0900 | 27 | 0 | 27 | 0 | 25 | 0 | 79 |
| 0930 | 27 | 0 | 27 | 0 | 25 | 0 | 79 |
| 1000 | 27 | 0 | 27 | 0 | 25 | 0 | 79 |
| 1030 | 26 | 26 | 26 | 26 | 25 | 0 | 129 |
| 1100 | 26 | 26 | 26 | 26 | 25 | 0 | 129 |
| 1130 | 26 | 26 | 26 | 26 | 25 | 0 | 129 |
| 1200 | 26 | 26 | 26 | 26 | 25 | 0 | 129 |
| 1230 | 26 | 26 | 26 | 26 | 25 | 0 | 129 |
| 1300 | 26 | 26 | 26 | 26 | 25 | 0 | 129 |
| 1330 | 0 | 0 | 0 | 0 | 25 | 0 | 25 |
| 1400 | 0 | 0 | 0 | 0 | 25 | 0 | 25 |
| 1430 | 0 | 0 | 0 | 0 | 0 | 0 | 0 |
| 1500 | 0 | 0 | 0 | 0 | 0 | 0 | 0 |
| 1530 | 0 | 0 | 0 | 0 | 0 | 0 | 0 |
| 1600 | 0 | 0 | 0 | 0 | 0 | 0 | 0 |
| 1630 | 0 | 0 | 0 | 0 | 0 | 0 | 0 |
| 1700 | 0 | 0 | 0 | 0 | 0 | 0 | 0 |
| 1730 | 0 | 0 | 0 | 0 | 0 | 0 | 0 |
| 1800 | 0 | 0 | 0 | 0 | 0 | 0 | 0 |
| 1830 | 0 | 0 | 0 | 0 | 0 | 0 | 0 |
| 1900 | 0 | 22 | 0 | 22 | 0 | 0 | 44 |
| 1930 | 0 | 22 | 0 | 22 | 0 | 0 | 44 |
| 2000 | 0 | 22 | 0 | 22 | 0 | 0 | 44 |
| 2030 | 0 | 22 | 0 | 22 | 0 | 0 | 44 |
| 2100 | 0 | 22 | 0 | 22 | 0 | 0 | 44 |
| 2130 | 0 | 22 | 0 | 22 | 0 | 0 | 44 |
| Total Student Seat 1/2 Hours: | 318 | 288 | 318 | 288 | 300 | 0 | 1,512 |
| Total Student Seat Hours: | 159 | 144 | 159 | 144 | 150 | 0 | 756 |
| % Max Student Hrs: | 47% | 43% | 47% | 43% | 45% | 0% | 45% |
| % State Benchmark: | 94% | 85% | 94% | 85% | 88% | 0% | 89% |

| CRN | Course | Enroll | Dates | Days | BTime | ETime | Instructor | Hrs | Type | |
|-------|----------|--------|-------|------|-------|-------|------------|-----------------|------|----|
| 32604 | ART V12A | 27 | 1/6 | 5/19 | M W | 0730 | 1020 | Fell, Sharla A. | 6 | WC |
| 30376 | ART V12A | 25 | 1/6 | 5/19 | F | 0830 | 1420 | Fell, Sharla A. | 6 | WC |
| 34539 | ART V12A | 26 | 1/6 | 5/19 | T R | 1030 | 1320 | Fell, Sharla A. | 6 | WC |
| 33650 | ART V12A | 26 | 1/6 | 5/19 | M W | 1030 | 1320 | Young, David A. | 6 | WC |
| 39457 | ART V12A | 22 | 1/6 | 5/19 | T R | 1900 | 2150 | Day, Catherine | 6 | WC |

Utilization % Color Codes:



| | | | | |
|------------------|-------|----------------------|--------------|---------------------------------------|
| Capacity: | 24 | Students (Banner) | Description: | Studio Arts Building |
| Stations: | 25 | Students (Fusion) | Division: | 20 |
| Max Student Hrs: | 1,680 | Capacity * 70 Hrs/Wk | Room Use: | 210 Class Lab |
| Use Factor: | 53 | Hrs/Week | Size: | 1,377 Sq. Feet |
| Occ Factor: | 16 | Students/Hr | TOP Code: | 100200 |
| State Benchmark: | 848 | Student Hours/Wk | TOP Title: | Art (Painting, Drawing and Sculpture) |

Number of Students by Time and Day

| Time | Mon | Tues | Wed | Thur | Fri | Sat | Week |
|-------------------------------|------|------|------|------|-----|-----|-------|
| 0700 | 0 | 0 | 0 | 0 | 0 | 0 | 0 |
| 0730 | 30 | 0 | 30 | 0 | 0 | 0 | 60 |
| 0800 | 30 | 0 | 30 | 0 | 0 | 0 | 60 |
| 0830 | 30 | 0 | 30 | 0 | 27 | 0 | 87 |
| 0900 | 30 | 0 | 30 | 0 | 27 | 0 | 87 |
| 0930 | 30 | 0 | 30 | 0 | 27 | 0 | 87 |
| 1000 | 30 | 0 | 30 | 0 | 27 | 0 | 87 |
| 1030 | 27 | 28 | 27 | 28 | 27 | 0 | 137 |
| 1100 | 27 | 28 | 27 | 28 | 27 | 0 | 137 |
| 1130 | 27 | 28 | 27 | 28 | 27 | 0 | 137 |
| 1200 | 27 | 28 | 27 | 28 | 27 | 0 | 137 |
| 1230 | 27 | 28 | 27 | 28 | 27 | 0 | 137 |
| 1300 | 27 | 28 | 27 | 28 | 27 | 0 | 137 |
| 1330 | 0 | 0 | 0 | 0 | 27 | 0 | 27 |
| 1400 | 0 | 0 | 0 | 0 | 27 | 0 | 27 |
| 1430 | 0 | 0 | 0 | 0 | 0 | 0 | 0 |
| 1500 | 0 | 0 | 0 | 0 | 0 | 0 | 0 |
| 1530 | 0 | 0 | 0 | 0 | 0 | 0 | 0 |
| 1600 | 0 | 0 | 0 | 0 | 0 | 0 | 0 |
| 1630 | 0 | 0 | 0 | 0 | 0 | 0 | 0 |
| 1700 | 0 | 0 | 0 | 0 | 0 | 0 | 0 |
| 1730 | 0 | 0 | 0 | 0 | 0 | 0 | 0 |
| 1800 | 0 | 0 | 0 | 0 | 0 | 0 | 0 |
| 1830 | 0 | 0 | 0 | 0 | 0 | 0 | 0 |
| 1900 | 0 | 25 | 0 | 25 | 0 | 0 | 50 |
| 1930 | 0 | 25 | 0 | 25 | 0 | 0 | 50 |
| 2000 | 0 | 25 | 0 | 25 | 0 | 0 | 50 |
| 2030 | 0 | 25 | 0 | 25 | 0 | 0 | 50 |
| 2100 | 0 | 25 | 0 | 25 | 0 | 0 | 50 |
| 2130 | 0 | 25 | 0 | 25 | 0 | 0 | 50 |
| Total Student Seat 1/2 Hours: | 342 | 318 | 342 | 318 | 324 | 0 | 1,644 |
| Total Student Seat Hours: | 171 | 159 | 171 | 159 | 162 | 0 | 822 |
| % Max Student Hrs: | 51% | 47% | 51% | 47% | 48% | 0% | 49% |
| % State Benchmark: | 101% | 94% | 101% | 94% | 96% | 0% | 97% |

| CRN | Course | Enroll | Dates | Days | BTime | ETime | Instructor | Hrs | Type |
|-------|----------|--------|------------|------|-------|-------|--------------------|-----|------|
| 71185 | ART V12A | 30 | 8/19 12/18 | M W | 0730 | 1020 | Jenkins, Connie | 6 | WC |
| 70693 | ART V12A | 27 | 8/19 12/18 | F | 0830 | 1420 | Fell, Sharla A. | 6 | WC |
| 79290 | ART V12A | 28 | 8/19 12/18 | T R | 1030 | 1320 | Fell, Sharla A. | 6 | WC |
| 71176 | ART V12A | 27 | 8/19 12/18 | M W | 1030 | 1320 | Young, David A. | 6 | WC |
| 71546 | ART V12A | 25 | 8/19 12/18 | T R | 1900 | 2150 | McKillop, Debra K. | 6 | WC |


| | | | | |
|----------------------------|-----------|----------------------|--------------|---------------------------------------|
| Utilization % Color Codes: | Red < 25% | Blue < 50% | Green < 90% | Gold >= 90% |
| Capacity: | 24 | Students (Banner) | Description: | Studio Arts Building |
| Stations: | 30 | Students (Fusion) | Division: | 20 |
| Max Student Hrs: | 1,680 | Capacity * 70 Hrs/Wk | Room Use: | 210 Class Lab |
| Use Factor: | 53 | Hrs/Week | Size: | 920 Sq. Feet |
| Occ Factor: | 16 | Students/Hr | TOP Code: | 100200 |
| State Benchmark: | 848 | Student Hours/Wk | TOP Title: | Art (Painting, Drawing and Sculpture) |

Number of Students by Time and Day

| Time | Mon | Tues | Wed | Thur | Fri | Sat | Week |
|-------------------------------|-----|------|-----|------|-----|-----|-------|
| 0700 | 0 | 0 | 0 | 0 | 0 | 0 | 0 |
| 0730 | 28 | 0 | 28 | 0 | 0 | 0 | 56 |
| 0800 | 28 | 0 | 28 | 0 | 0 | 0 | 56 |
| 0830 | 28 | 0 | 28 | 0 | 26 | 0 | 82 |
| 0900 | 28 | 0 | 28 | 0 | 26 | 0 | 82 |
| 0930 | 28 | 0 | 28 | 0 | 26 | 0 | 82 |
| 1000 | 28 | 0 | 28 | 0 | 26 | 0 | 82 |
| 1030 | 26 | 33 | 26 | 33 | 26 | 0 | 144 |
| 1100 | 26 | 33 | 26 | 33 | 26 | 0 | 144 |
| 1130 | 26 | 33 | 26 | 33 | 26 | 0 | 144 |
| 1200 | 26 | 33 | 26 | 33 | 26 | 0 | 144 |
| 1230 | 26 | 33 | 26 | 33 | 26 | 0 | 144 |
| 1300 | 26 | 33 | 26 | 33 | 26 | 0 | 144 |
| 1330 | 0 | 0 | 0 | 0 | 26 | 0 | 26 |
| 1400 | 0 | 0 | 0 | 0 | 26 | 0 | 26 |
| 1430 | 0 | 0 | 0 | 0 | 0 | 0 | 0 |
| 1500 | 0 | 0 | 0 | 0 | 0 | 0 | 0 |
| 1530 | 0 | 0 | 0 | 0 | 0 | 0 | 0 |
| 1600 | 0 | 0 | 0 | 0 | 0 | 0 | 0 |
| 1630 | 0 | 0 | 0 | 0 | 0 | 0 | 0 |
| 1700 | 0 | 0 | 0 | 0 | 0 | 0 | 0 |
| 1730 | 0 | 0 | 0 | 0 | 0 | 0 | 0 |
| 1800 | 0 | 0 | 0 | 0 | 0 | 0 | 0 |
| 1830 | 0 | 30 | 0 | 30 | 0 | 0 | 60 |
| 1900 | 0 | 30 | 0 | 30 | 0 | 0 | 60 |
| 1930 | 0 | 30 | 0 | 30 | 0 | 0 | 60 |
| 2000 | 0 | 30 | 0 | 30 | 0 | 0 | 60 |
| 2030 | 0 | 30 | 0 | 30 | 0 | 0 | 60 |
| 2100 | 0 | 30 | 0 | 30 | 0 | 0 | 60 |
| 2130 | 0 | 0 | 0 | 0 | 0 | 0 | 0 |
| Total Student Seat 1/2 Hours: | 324 | 378 | 324 | 378 | 312 | 0 | 1,716 |
| Total Student Seat Hours: | 162 | 189 | 162 | 189 | 156 | 0 | 858 |
| % Max Student Hrs: | 48% | 56% | 48% | 56% | 46% | 0% | 51% |
| % State Benchmark: | 96% | 111% | 96% | 111% | 92% | 0% | 101% |

| CRN | Course | Enroll | Dates | Days | BTime | ETime | Instructor | Hrs | Type | |
|-------|----------|--------|-------|------|-------|-------|------------|---------------|------|----|
| 38818 | ART V52A | 2 | 1/6 | 5/19 | M W | 0730 | 1020 | Wu, JenChi | 6 | WC |
| 38817 | ART V51B | 3 | 1/6 | 5/19 | M W | 0730 | 1020 | Wu, JenChi | 6 | WC |
| 33756 | ART V51A | 22 | 1/6 | 5/19 | M W | 0730 | 1020 | Wu, JenChi | 6 | WC |
| 38819 | ART V52B | 1 | 1/6 | 5/19 | M W | 0730 | 1020 | Wu, JenChi | 6 | WC |
| 33765 | ART V51B | 5 | 1/6 | 5/19 | F | 0830 | 1420 | Wu, JenChi | 6 | WC |
| 33787 | ART V52A | 6 | 1/6 | 5/19 | F | 0830 | 1420 | Wu, JenChi | 6 | WC |
| 33759 | ART V51A | 15 | 1/6 | 5/19 | F | 0830 | 1420 | Wu, JenChi | 6 | WC |
| 32410 | ART V52B | 1 | 1/6 | 5/19 | T R | 1030 | 1320 | Wu, JenChi | 6 | WC |
| 33758 | ART V51A | 23 | 1/6 | 5/19 | T R | 1030 | 1320 | Wu, JenChi | 6 | WC |
| 33764 | ART V51B | 8 | 1/6 | 5/19 | T R | 1030 | 1320 | Wu, JenChi | 6 | WC |
| 33786 | ART V52A | 1 | 1/6 | 5/19 | T R | 1030 | 1320 | Wu, JenChi | 6 | WC |
| 31364 | ART V51A | 20 | 1/6 | 5/19 | M W | 1030 | 1320 | Wu, JenChi | 6 | WC |
| 31438 | ART V52A | 5 | 1/6 | 5/19 | M W | 1030 | 1320 | Wu, JenChi | 6 | WC |
| 31410 | ART V51B | 1 | 1/6 | 5/19 | M W | 1030 | 1320 | Wu, JenChi | 6 | WC |
| 33766 | ART V51B | 5 | 1/6 | 5/19 | T R | 1830 | 2120 | Toth, Myra B. | 6 | WC |
| 33790 | ART V52A | 2 | 1/6 | 5/19 | T R | 1830 | 2120 | Toth, Myra B. | 6 | WC |
| 33801 | ART V52B | 5 | 1/6 | 5/19 | T R | 1830 | 2120 | Toth, Myra B. | 6 | WC |
| 33761 | ART V51A | 18 | 1/6 | 5/19 | T R | 1830 | 2120 | Toth, Myra B. | 6 | WC |

Utilization % Color Codes:



| | | | | |
|------------------|-------|----------------------|--------------|---------------------------------------|
| Capacity: | 24 | Students (Banner) | Description: | Studio Arts Building |
| Stations: | 30 | Students (Fusion) | Division: | 20 |
| Max Student Hrs: | 1,680 | Capacity * 70 Hrs/Wk | Room Use: | 210 Class Lab |
| Use Factor: | 53 | Hrs/Week | Size: | 920 Sq. Feet |
| Occ Factor: | 16 | Students/Hr | TOP Code: | 100200 |
| State Benchmark: | 848 | Student Hours/Wk | TOP Title: | Art (Painting, Drawing and Sculpture) |

Number of Students by Time and Day

| Time | Mon | Tues | Wed | Thur | Fri | Sat | Week |
|-------------------------------|-----|------|-----|------|-----|-----|-------|
| 0700 | 0 | 0 | 0 | 0 | 0 | 0 | 0 |
| 0730 | 24 | 0 | 24 | 0 | 0 | 0 | 48 |
| 0800 | 24 | 0 | 24 | 0 | 0 | 0 | 48 |
| 0830 | 24 | 0 | 24 | 0 | 26 | 0 | 74 |
| 0900 | 24 | 0 | 24 | 0 | 26 | 0 | 74 |
| 0930 | 24 | 0 | 24 | 0 | 26 | 0 | 74 |
| 1000 | 24 | 0 | 24 | 0 | 26 | 0 | 74 |
| 1030 | 30 | 26 | 30 | 26 | 26 | 0 | 138 |
| 1100 | 30 | 26 | 30 | 26 | 26 | 0 | 138 |
| 1130 | 30 | 26 | 30 | 26 | 26 | 0 | 138 |
| 1200 | 30 | 26 | 30 | 26 | 26 | 0 | 138 |
| 1230 | 30 | 26 | 30 | 26 | 26 | 0 | 138 |
| 1300 | 30 | 26 | 30 | 26 | 26 | 0 | 138 |
| 1330 | 0 | 0 | 0 | 0 | 26 | 0 | 26 |
| 1400 | 0 | 0 | 0 | 0 | 26 | 0 | 26 |
| 1430 | 0 | 0 | 0 | 0 | 0 | 0 | 0 |
| 1500 | 0 | 0 | 0 | 0 | 0 | 0 | 0 |
| 1530 | 0 | 0 | 0 | 0 | 0 | 0 | 0 |
| 1600 | 0 | 0 | 0 | 0 | 0 | 0 | 0 |
| 1630 | 0 | 0 | 0 | 0 | 0 | 0 | 0 |
| 1700 | 0 | 0 | 0 | 0 | 0 | 0 | 0 |
| 1730 | 0 | 0 | 0 | 0 | 0 | 0 | 0 |
| 1800 | 0 | 0 | 0 | 0 | 0 | 0 | 0 |
| 1830 | 0 | 28 | 0 | 28 | 0 | 0 | 56 |
| 1900 | 0 | 28 | 0 | 28 | 0 | 0 | 56 |
| 1930 | 0 | 28 | 0 | 28 | 0 | 0 | 56 |
| 2000 | 0 | 28 | 0 | 28 | 0 | 0 | 56 |
| 2030 | 0 | 28 | 0 | 28 | 0 | 0 | 56 |
| 2100 | 0 | 28 | 0 | 28 | 0 | 0 | 56 |
| 2130 | 0 | 0 | 0 | 0 | 0 | 0 | 0 |
| Total Student Seat 1/2 Hours: | 324 | 324 | 324 | 324 | 312 | 0 | 1,608 |
| Total Student Seat Hours: | 162 | 162 | 162 | 162 | 156 | 0 | 804 |
| % Max Student Hrs: | 48% | 48% | 48% | 48% | 46% | 0% | 48% |
| % State Benchmark: | 96% | 96% | 96% | 96% | 92% | 0% | 95% |

| CRN | Course | Enroll | Dates | Days | BTime | ETime | Instructor | Hrs | Type |
|-------|----------|--------|------------|------|-------|-------|---------------|-----|------|
| 71825 | ART V52B | 1 | 8/19 12/18 | M W | 0730 | 1020 | Wu, JenChi | 6 | WC |
| 71782 | ART V51A | 17 | 8/19 12/18 | M W | 0730 | 1020 | Wu, JenChi | 6 | WC |
| 71813 | ART V52A | 3 | 8/19 12/18 | M W | 0730 | 1020 | Wu, JenChi | 6 | WC |
| 71807 | ART V51B | 3 | 8/19 12/18 | M W | 0730 | 1020 | Wu, JenChi | 6 | WC |
| 71828 | ART V52B | 1 | 8/19 12/18 | F | 0830 | 1420 | Wu, JenChi | 6 | WC |
| 71814 | ART V52A | 2 | 8/19 12/18 | F | 0830 | 1420 | Wu, JenChi | 6 | WC |
| 70260 | ART V51A | 13 | 8/19 12/18 | F | 0830 | 1420 | Wu, JenChi | 6 | WC |
| 71808 | ART V51B | 10 | 8/19 12/18 | F | 0830 | 1420 | Wu, JenChi | 6 | WC |
| 71809 | ART V51B | 3 | 8/19 12/18 | T R | 1030 | 1320 | Wu, JenChi | 6 | WC |
| 71801 | ART V51A | 21 | 8/19 12/18 | T R | 1030 | 1320 | Wu, JenChi | 6 | WC |
| 71815 | ART V52A | 2 | 8/19 12/18 | T R | 1030 | 1320 | Wu, JenChi | 6 | WC |
| 71804 | ART V51A | 27 | 8/19 12/18 | M W | 1030 | 1320 | Wu, JenChi | 6 | WC |
| 71811 | ART V51B | 2 | 8/19 12/18 | M W | 1030 | 1320 | Wu, JenChi | 6 | WC |
| 71820 | ART V52A | 1 | 8/19 12/18 | M W | 1030 | 1320 | Wu, JenChi | 6 | WC |
| 71805 | ART V51A | 19 | 8/19 12/18 | T R | 1830 | 2120 | Toth, Myra B. | 6 | WC |
| 71834 | ART V52B | 2 | 8/19 12/18 | T R | 1830 | 2120 | Toth, Myra B. | 6 | WC |
| 71822 | ART V52A | 2 | 8/19 12/18 | T R | 1830 | 2120 | Toth, Myra B. | 6 | WC |
| 71812 | ART V51B | 5 | 8/19 12/18 | T R | 1830 | 2120 | Toth, Myra B. | 6 | WC |


| | | | | |
|----------------------------|-----------|----------------------|--------------|--|
| Utilization % Color Codes: | Red < 25% | Blue < 50% | Green < 90% | Gold >= 90% |
| Capacity: | 24 | Students (Banner) | Description: | Sciences and Mathematics |
| Stations: | 26 | Students (Fusion) | Division: | |
| Max Student Hrs: | 1,680 | Capacity * 70 Hrs/Wk | Room Use: | 210 Class Lab |
| Use Factor: | 53 | Hrs/Week | Size: | 658 Sq. Feet |
| Occ Factor: | 16 | Students/Hr | TOP Code: | 090100 |
| State Benchmark: | 848 | Student Hours/Wk | TOP Title: | Engineering, General (requires Calculus)(Tra |

Number of Students by Time and Day

| Time | Mon | Tues | Wed | Thur | Fri | Sat | Week |
|-------------------------------|-----|------|-----|------|-----|-----|------|
| 0700 | 0 | 0 | 0 | 0 | 0 | 0 | 0 |
| 0730 | 0 | 0 | 0 | 0 | 0 | 0 | 0 |
| 0800 | 0 | 0 | 0 | 0 | 0 | 0 | 0 |
| 0830 | 0 | 0 | 0 | 0 | 0 | 0 | 0 |
| 0900 | 0 | 0 | 0 | 13 | 14 | 0 | 27 |
| 0930 | 0 | 0 | 0 | 13 | 14 | 0 | 27 |
| 1000 | 0 | 0 | 0 | 13 | 14 | 0 | 27 |
| 1030 | 0 | 0 | 0 | 13 | 14 | 0 | 27 |
| 1100 | 0 | 0 | 0 | 13 | 14 | 0 | 27 |
| 1130 | 0 | 0 | 0 | 13 | 14 | 0 | 27 |
| 1200 | 0 | 0 | 0 | 0 | 0 | 0 | 0 |
| 1230 | 0 | 0 | 0 | 0 | 0 | 0 | 0 |
| 1300 | 0 | 0 | 0 | 0 | 0 | 0 | 0 |
| 1330 | 0 | 0 | 0 | 0 | 0 | 0 | 0 |
| 1400 | 0 | 0 | 0 | 0 | 0 | 0 | 0 |
| 1430 | 0 | 0 | 0 | 0 | 0 | 0 | 0 |
| 1500 | 0 | 0 | 0 | 0 | 0 | 0 | 0 |
| 1530 | 0 | 0 | 0 | 0 | 0 | 0 | 0 |
| 1600 | 0 | 0 | 0 | 0 | 0 | 0 | 0 |
| 1630 | 0 | 0 | 0 | 0 | 0 | 0 | 0 |
| 1700 | 0 | 0 | 0 | 0 | 0 | 0 | 0 |
| 1730 | 0 | 0 | 0 | 0 | 0 | 0 | 0 |
| 1800 | 0 | 0 | 0 | 0 | 0 | 0 | 0 |
| 1830 | 0 | 0 | 0 | 0 | 0 | 0 | 0 |
| 1900 | 0 | 0 | 0 | 0 | 0 | 0 | 0 |
| 1930 | 0 | 0 | 0 | 0 | 0 | 0 | 0 |
| 2000 | 0 | 0 | 0 | 0 | 0 | 0 | 0 |
| 2030 | 0 | 0 | 0 | 0 | 0 | 0 | 0 |
| 2100 | 0 | 0 | 0 | 0 | 0 | 0 | 0 |
| 2130 | 0 | 0 | 0 | 0 | 0 | 0 | 0 |
| Total Student Seat 1/2 Hours: | 0 | 0 | 0 | 78 | 84 | 0 | 162 |
| Total Student Seat Hours: | 0 | 0 | 0 | 39 | 42 | 0 | 81 |
| % Max Student Hrs: | 0% | 0% | 0% | 12% | 13% | 0% | 5% |
| % State Benchmark: | 0% | 0% | 0% | 23% | 25% | 0% | 10% |

| CRN | Course | Enroll | Dates | Days | BTime | ETime | Instructor | Hrs | Type |
|-------|-----------|--------|------------|------|-------|-------|-------------------|-----|------|
| 70227 | ENGR V18L | 14 | 8/19 12/18 | F | 0900 | 1150 | Warren, George E. | 3 | WC |
| 70622 | ENGR V18L | 13 | 8/19 12/18 | R | 0900 | 1150 | Warren, George E. | 3 | WC |

Utilization % Color Codes:




| | | | | | |
|------------------|-------|----------------------|--------------|---|-----------|
| Capacity: | 45 | Students (Banner) | Description: | Sciences and Mathematics | |
| Stations: | 22 | Students (Fusion) | Division: | | |
| Max Student Hrs: | 3,150 | Capacity * 70 Hrs/Wk | Room Use: | 210 | Class Lab |
| Use Factor: | 53 | Hrs/Week | Size: | 1,533 | Sq. Feet |
| Occ Factor: | 30 | Students/Hr | TOP Code: | 020100 | |
| State Benchmark: | 1,590 | Student Hours/Wk | TOP Title: | Architecture and Architectural Technology | |

Number of Students by Time and Day

| Time | Mon | Tues | Wed | Thur | Fri | Sat | Week |
|-------------------------------|-----|------|-----|------|-----|-----|-------|
| 0700 | 0 | 0 | 0 | 0 | 0 | 0 | 0 |
| 0730 | 0 | 0 | 0 | 0 | 0 | 0 | 0 |
| 0800 | 0 | 0 | 0 | 0 | 0 | 0 | 0 |
| 0830 | 0 | 0 | 0 | 0 | 0 | 0 | 0 |
| 0900 | 0 | 0 | 0 | 0 | 0 | 0 | 0 |
| 0930 | 0 | 0 | 0 | 0 | 0 | 0 | 0 |
| 1000 | 0 | 0 | 0 | 0 | 0 | 0 | 0 |
| 1030 | 41 | 0 | 41 | 0 | 0 | 0 | 82 |
| 1100 | 41 | 0 | 41 | 0 | 0 | 0 | 82 |
| 1130 | 41 | 0 | 41 | 0 | 0 | 0 | 82 |
| 1200 | 0 | 39 | 0 | 39 | 0 | 0 | 78 |
| 1230 | 28 | 39 | 28 | 39 | 28 | 0 | 162 |
| 1300 | 28 | 39 | 28 | 39 | 28 | 0 | 162 |
| 1330 | 0 | 0 | 0 | 0 | 0 | 0 | 0 |
| 1400 | 0 | 0 | 0 | 0 | 42 | 0 | 42 |
| 1430 | 0 | 0 | 0 | 0 | 42 | 0 | 42 |
| 1500 | 0 | 0 | 0 | 0 | 42 | 0 | 42 |
| 1530 | 0 | 0 | 0 | 0 | 42 | 0 | 42 |
| 1600 | 0 | 0 | 0 | 0 | 0 | 0 | 0 |
| 1630 | 0 | 0 | 0 | 0 | 0 | 0 | 0 |
| 1700 | 0 | 0 | 0 | 0 | 0 | 0 | 0 |
| 1730 | 0 | 0 | 0 | 0 | 0 | 0 | 0 |
| 1800 | 0 | 0 | 0 | 0 | 0 | 0 | 0 |
| 1830 | 0 | 0 | 0 | 0 | 0 | 0 | 0 |
| 1900 | 33 | 0 | 33 | 0 | 0 | 0 | 66 |
| 1930 | 33 | 0 | 33 | 0 | 0 | 0 | 66 |
| 2000 | 33 | 0 | 33 | 0 | 0 | 0 | 66 |
| 2030 | 33 | 0 | 33 | 0 | 0 | 0 | 66 |
| 2100 | 13 | 0 | 13 | 0 | 0 | 0 | 26 |
| 2130 | 0 | 0 | 0 | 0 | 0 | 0 | 0 |
| Total Student Seat 1/2 Hours: | 324 | 117 | 324 | 117 | 224 | 0 | 1,106 |
| Total Student Seat Hours: | 162 | 59 | 162 | 59 | 112 | 0 | 553 |
| % Max Student Hrs: | 26% | 9% | 26% | 9% | 18% | 0% | 18% |
| % State Benchmark: | 51% | 18% | 51% | 18% | 35% | 0% | 35% |

| CRN | Course | Enroll | Dates | Days | BTime | ETime | Instructor | Hrs | Type | |
|-------|----------|--------|-------|------|-------|-------|------------|--------------------|------|----|
| 31966 | GEOL V11 | 41 | 1/6 | 5/19 | M W | 1030 | 1145 | Clinton, Philip G. | 3 | WC |
| 32238 | ESRM V02 | 39 | 1/6 | 5/19 | T R | 1200 | 1315 | Palladino, Stephen | 3 | WC |
| 33171 | ENGR V12 | 28 | 1/6 | 5/19 | M W F | 1230 | 1320 | Warren, George E. | 3 | WC |
| 33177 | ENGR V01 | 42 | 1/10 | 3/14 | F | 1400 | 1550 | Warren, George E. | 2 | DC |
| 36739 | GEOG V28 | 2 | 3/17 | 5/16 | M W | 1900 | 2115 | Palladino, Stephen | 5 | DC |
| 33320 | GEOG V26 | 4 | 1/6 | 3/10 | M W | 1900 | 2050 | Palladino, Stephen | 4 | DC |
| 32680 | GIS V28 | 11 | 3/17 | 5/16 | M W | 1900 | 2115 | Palladino, Stephen | 5 | DC |
| 32676 | GIS V26 | 16 | 1/6 | 3/10 | M W | 1900 | 2050 | Palladino, Stephen | 4 | DC |

Utilization % Color Codes:



| | | | | | |
|------------------|-------|----------------------|--------------|---|-----------|
| Capacity: | 45 | Students (Banner) | Description: | Sciences and Mathematics | |
| Stations: | 22 | Students (Fusion) | Division: | | |
| Max Student Hrs: | 3,150 | Capacity * 70 Hrs/Wk | Room Use: | 210 | Class Lab |
| Use Factor: | 53 | Hrs/Week | Size: | 1,533 | Sq. Feet |
| Occ Factor: | 30 | Students/Hr | TOP Code: | 020100 | |
| State Benchmark: | 1,590 | Student Hours/Wk | TOP Title: | Architecture and Architectural Technology | |

Number of Students by Time and Day

| Time | Mon | Tues | Wed | Thur | Fri | Sat | Week |
|-------------------------------|-----|------|-----|------|-----|-----|-------|
| 0700 | 0 | 0 | 0 | 0 | 0 | 0 | 0 |
| 0730 | 0 | 0 | 0 | 0 | 0 | 0 | 0 |
| 0800 | 0 | 0 | 0 | 0 | 0 | 0 | 0 |
| 0830 | 0 | 0 | 0 | 0 | 0 | 14 | 14 |
| 0900 | 0 | 36 | 0 | 36 | 0 | 14 | 86 |
| 0930 | 0 | 36 | 0 | 36 | 0 | 14 | 86 |
| 1000 | 0 | 36 | 0 | 36 | 0 | 14 | 86 |
| 1030 | 45 | 45 | 45 | 45 | 0 | 14 | 194 |
| 1100 | 45 | 45 | 45 | 45 | 0 | 14 | 194 |
| 1130 | 45 | 45 | 45 | 45 | 0 | 14 | 194 |
| 1200 | 0 | 40 | 0 | 40 | 0 | 14 | 94 |
| 1230 | 27 | 40 | 27 | 40 | 0 | 14 | 148 |
| 1300 | 27 | 40 | 27 | 40 | 0 | 14 | 148 |
| 1330 | 27 | 0 | 27 | 0 | 0 | 14 | 68 |
| 1400 | 0 | 0 | 0 | 0 | 0 | 14 | 14 |
| 1430 | 0 | 0 | 0 | 0 | 0 | 14 | 14 |
| 1500 | 0 | 0 | 0 | 0 | 0 | 14 | 14 |
| 1530 | 0 | 44 | 0 | 0 | 0 | 14 | 58 |
| 1600 | 0 | 44 | 0 | 0 | 0 | 14 | 58 |
| 1630 | 0 | 44 | 0 | 0 | 0 | 14 | 58 |
| 1700 | 0 | 44 | 0 | 0 | 0 | 0 | 44 |
| 1730 | 0 | 39 | 0 | 39 | 0 | 0 | 78 |
| 1800 | 25 | 39 | 25 | 39 | 0 | 0 | 128 |
| 1830 | 25 | 39 | 25 | 39 | 0 | 0 | 128 |
| 1900 | 25 | 0 | 25 | 0 | 0 | 0 | 50 |
| 1930 | 25 | 0 | 25 | 0 | 0 | 0 | 50 |
| 2000 | 0 | 0 | 0 | 0 | 0 | 0 | 0 |
| 2030 | 0 | 0 | 0 | 0 | 0 | 0 | 0 |
| 2100 | 0 | 0 | 0 | 0 | 0 | 0 | 0 |
| 2130 | 0 | 0 | 0 | 0 | 0 | 0 | 0 |
| Total Student Seat 1/2 Hours: | 316 | 656 | 316 | 480 | 0 | 238 | 2,006 |
| Total Student Seat Hours: | 158 | 328 | 158 | 240 | 0 | 119 | 1,003 |
| % Max Student Hrs: | 25% | 52% | 25% | 38% | 0% | 19% | 32% |
| % State Benchmark: | 50% | 103% | 50% | 75% | 0% | 37% | 63% |

| CRN | Course | Enroll | Dates | Days | BTime | ETime | Instructor | Hrs | Type | |
|-------|----------|--------|-------|-------|-------|-------|------------|-----------------------|------|----|
| 72000 | GIS V24 | 7 | 10/18 | 10/26 | S | 0830 | 1650 | Clinton, Philip G. | 9 | PA |
| 71998 | GEOG V24 | 7 | 10/18 | 10/26 | S | 0830 | 1650 | Clinton, Philip G. | 9 | PA |
| 70268 | GEOG V02 | 36 | 8/19 | 12/18 | T R | 0900 | 1015 | Ridenour, Patricia A. | 3 | WC |
| 72614 | ESRM V02 | 45 | 8/19 | 12/18 | T R | 1030 | 1145 | Palladino, Stephen | 3 | WC |
| 70153 | GEOG V08 | 45 | 8/19 | 12/18 | M W | 1030 | 1145 | Clinton, Philip G. | 3 | WC |
| 70002 | GEOL V11 | 40 | 8/19 | 12/18 | T R | 1200 | 1315 | Lampe, Cynthia M. | 3 | WC |
| 70093 | ENGR V18 | 27 | 8/19 | 12/18 | M W | 1230 | 1345 | Warren, George E. | 3 | WC |
| 70275 | ENGR V01 | 44 | 8/20 | 10/15 | T | 1530 | 1720 | Millea, Michelle T. | 2 | DC |
| 70213 | GEOG V05 | 39 | 8/19 | 12/18 | T R | 1730 | 1845 | Clinton, Philip G. | 3 | WC |
| 71993 | GIS V22 | 17 | 8/19 | 11/13 | M W | 1800 | 1950 | Palladino, Stephen | 4 | DC |
| 71987 | GEOG V22 | 8 | 8/19 | 11/13 | M W | 1800 | 1950 | Palladino, Stephen | 4 | DC |

| | | | | |
|----------------------------|-----------|----------------------|--------------|---|
| Utilization % Color Codes: | Red < 25% | Blue < 50% | Green < 90% | Gold >= 90% |
| Capacity: | 40 | Students (Banner) | Description: | Sciences and Mathematics |
| Stations: | 22 | Students (Fusion) | Division: | |
| Max Student Hrs: | 2,800 | Capacity * 70 Hrs/Wk | Room Use: | 210 Class Lab |
| Use Factor: | 53 | Hrs/Week | Size: | 1,667 Sq. Feet |
| Occ Factor: | 27 | Students/Hr | TOP Code: | 020100 |
| State Benchmark: | 1,413 | Student Hours/Wk | TOP Title: | Architecture and Architectural Technology |

Number of Students by Time and Day

| Time | Mon | Tues | Wed | Thur | Fri | Sat | Week |
|-------------------------------|-----|------|-----|------|-----|-----|-------|
| 0700 | 0 | 0 | 0 | 0 | 0 | 0 | 0 |
| 0730 | 0 | 0 | 0 | 0 | 0 | 0 | 0 |
| 0800 | 0 | 0 | 0 | 0 | 0 | 0 | 0 |
| 0830 | 45 | 41 | 45 | 41 | 0 | 0 | 172 |
| 0900 | 45 | 41 | 45 | 41 | 0 | 0 | 172 |
| 0930 | 45 | 41 | 45 | 41 | 0 | 0 | 172 |
| 1000 | 45 | 41 | 45 | 41 | 0 | 0 | 172 |
| 1030 | 45 | 41 | 45 | 41 | 0 | 0 | 172 |
| 1100 | 0 | 41 | 0 | 41 | 0 | 0 | 82 |
| 1130 | 37 | 41 | 37 | 41 | 0 | 0 | 156 |
| 1200 | 37 | 41 | 37 | 41 | 0 | 0 | 156 |
| 1230 | 37 | 41 | 37 | 41 | 0 | 0 | 156 |
| 1300 | 37 | 41 | 37 | 41 | 0 | 0 | 156 |
| 1330 | 37 | 0 | 37 | 0 | 0 | 0 | 74 |
| 1400 | 0 | 0 | 0 | 0 | 0 | 0 | 0 |
| 1430 | 0 | 0 | 0 | 0 | 0 | 0 | 0 |
| 1500 | 0 | 0 | 0 | 0 | 0 | 0 | 0 |
| 1530 | 0 | 0 | 0 | 0 | 0 | 0 | 0 |
| 1600 | 0 | 0 | 0 | 0 | 0 | 0 | 0 |
| 1630 | 0 | 0 | 0 | 0 | 0 | 0 | 0 |
| 1700 | 0 | 0 | 0 | 0 | 0 | 0 | 0 |
| 1730 | 0 | 0 | 0 | 0 | 0 | 0 | 0 |
| 1800 | 0 | 0 | 0 | 0 | 0 | 0 | 0 |
| 1830 | 0 | 0 | 0 | 0 | 0 | 0 | 0 |
| 1900 | 34 | 40 | 34 | 40 | 0 | 0 | 148 |
| 1930 | 34 | 40 | 34 | 40 | 0 | 0 | 148 |
| 2000 | 34 | 40 | 34 | 40 | 0 | 0 | 148 |
| 2030 | 0 | 40 | 0 | 40 | 0 | 0 | 80 |
| 2100 | 0 | 40 | 0 | 40 | 0 | 0 | 80 |
| 2130 | 0 | 0 | 0 | 0 | 0 | 0 | 0 |
| Total Student Seat 1/2 Hours: | 512 | 610 | 512 | 610 | 0 | 0 | 2,244 |
| Total Student Seat Hours: | 256 | 305 | 256 | 305 | 0 | 0 | 1,122 |
| % Max Student Hrs: | 46% | 54% | 46% | 54% | 0% | 0% | 40% |
| % State Benchmark: | 91% | 108% | 91% | 108% | 0% | 0% | 79% |

| CRN | Course | Enroll | Dates | Days | BTime | ETime | Instructor | Hrs | Type |
|-------|----------|--------|-------|------|-------|-------|------------|---------------------|------|
| 32703 | MATH V03 | 41 | 1/6 | 5/19 | T R | 0830 | 1045 | Brunner, Richard L. | 5 WC |
| 32801 | MATH V20 | 45 | 1/6 | 5/19 | M W | 0830 | 1045 | Bretz, Louise C. | 5 WC |
| 30920 | MATH V03 | 41 | 1/6 | 5/19 | T R | 1100 | 1315 | Vrtis, Robert J. | 5 WC |
| 30128 | MATH V03 | 37 | 1/6 | 5/19 | M W | 1130 | 1345 | Bretz, Louise C. | 5 WC |
| 34309 | MATH V03 | 40 | 1/6 | 5/19 | T R | 1900 | 2115 | Jones, Mattie C. | 5 WC |
| 32375 | MATH V23 | 34 | 1/6 | 5/19 | M W | 1900 | 2015 | Lin, Feng | 3 WC |

Utilization % Color Codes:

| | | | |
|-----------|------------|-------------|-------------|
| Red < 25% | Blue < 50% | Green < 90% | Gold >= 90% |
|-----------|------------|-------------|-------------|

| | | | | | |
|------------------|-------|----------------------|--------------|---|-----------|
| Capacity: | 40 | Students (Banner) | Description: | Sciences and Mathematics | |
| Stations: | 22 | Students (Fusion) | Division: | | |
| Max Student Hrs: | 2,800 | Capacity * 70 Hrs/Wk | Room Use: | 210 | Class Lab |
| Use Factor: | 53 | Hrs/Week | Size: | 1,667 | Sq. Feet |
| Occ Factor: | 27 | Students/Hr | TOP Code: | 020100 | |
| State Benchmark: | 1,413 | Student Hours/Wk | TOP Title: | Architecture and Architectural Technology | |

Number of Students by Time and Day

| Time | Mon | Tues | Wed | Thur | Fri | Sat | Week |
|-------------------------------|-----|------|-----|------|-----|-----|-------|
| 0700 | 0 | 0 | 0 | 0 | 0 | 0 | 0 |
| 0730 | 0 | 0 | 0 | 0 | 0 | 0 | 0 |
| 0800 | 47 | 50 | 47 | 50 | 0 | 0 | 194 |
| 0830 | 47 | 50 | 47 | 50 | 0 | 0 | 194 |
| 0900 | 47 | 50 | 47 | 50 | 0 | 0 | 194 |
| 0930 | 47 | 50 | 47 | 50 | 0 | 0 | 194 |
| 1000 | 47 | 50 | 47 | 50 | 0 | 0 | 194 |
| 1030 | 42 | 0 | 42 | 0 | 0 | 0 | 84 |
| 1100 | 42 | 0 | 42 | 0 | 0 | 0 | 84 |
| 1130 | 42 | 0 | 42 | 0 | 0 | 0 | 84 |
| 1200 | 0 | 0 | 0 | 0 | 0 | 0 | 0 |
| 1230 | 38 | 38 | 38 | 38 | 0 | 0 | 152 |
| 1300 | 38 | 38 | 38 | 38 | 0 | 0 | 152 |
| 1330 | 38 | 38 | 38 | 38 | 0 | 0 | 152 |
| 1400 | 38 | 37 | 38 | 37 | 0 | 0 | 150 |
| 1430 | 38 | 37 | 38 | 37 | 0 | 0 | 150 |
| 1500 | 0 | 37 | 0 | 37 | 0 | 0 | 74 |
| 1530 | 0 | 0 | 0 | 0 | 0 | 0 | 0 |
| 1600 | 0 | 0 | 0 | 0 | 0 | 0 | 0 |
| 1630 | 0 | 0 | 0 | 0 | 0 | 0 | 0 |
| 1700 | 0 | 0 | 0 | 0 | 0 | 0 | 0 |
| 1730 | 0 | 0 | 0 | 0 | 0 | 0 | 0 |
| 1800 | 0 | 0 | 0 | 0 | 0 | 0 | 0 |
| 1830 | 0 | 0 | 0 | 0 | 0 | 0 | 0 |
| 1900 | 0 | 47 | 0 | 47 | 0 | 0 | 94 |
| 1930 | 0 | 47 | 0 | 47 | 0 | 0 | 94 |
| 2000 | 0 | 47 | 0 | 47 | 0 | 0 | 94 |
| 2030 | 0 | 47 | 0 | 47 | 0 | 0 | 94 |
| 2100 | 0 | 47 | 0 | 47 | 0 | 0 | 94 |
| 2130 | 0 | 0 | 0 | 0 | 0 | 0 | 0 |
| Total Student Seat 1/2 Hours: | 551 | 710 | 551 | 710 | 0 | 0 | 2,522 |
| Total Student Seat Hours: | 276 | 355 | 276 | 355 | 0 | 0 | 1,261 |
| % Max Student Hrs: | 49% | 63% | 49% | 63% | 0% | 0% | 45% |
| % State Benchmark: | 97% | 126% | 97% | 126% | 0% | 0% | 89% |

| CRN | Course | Enroll | Dates | Days | BTime | ETime | Instructor | Hrs | Type |
|-------|----------|--------|------------|------|-------|-------|--------------------------|-----|------|
| 71072 | MATH V03 | 50 | 8/19 12/18 | T R | 0800 | 1015 | Brunner, Richard L. | 5 | WC |
| 70288 | MATH V01 | 47 | 8/19 12/18 | M W | 0800 | 1015 | Van Splinter, Tiffani A. | 5 | WC |
| 72274 | MATH V21 | 42 | 8/19 12/18 | M W | 1030 | 1145 | McCain, Michael T. | 3 | WC |
| 70440 | MATH V10 | 38 | 8/19 12/18 | T R | 1230 | 1345 | Vrtis, Robert J. | 3 | WC |
| 71006 | MATH V01 | 38 | 8/19 12/18 | M W | 1230 | 1445 | Millea, Michelle T. | 5 | WC |
| 70832 | MATH V05 | 37 | 8/19 12/18 | T R | 1400 | 1515 | Vrtis, Robert J. | 3 | WC |
| 70460 | MATH V21 | 47 | 8/19 12/18 | T R | 1900 | 2115 | Beatty, Donna L. | 5 | WC |

Utilization % Color Codes:

| | | | |
|-----------|------------|-------------|-------------|
| Red < 25% | Blue < 50% | Green < 90% | Gold >= 90% |
|-----------|------------|-------------|-------------|

| | | | | | |
|------------------|-------|----------------------|--------------|---|-----------|
| Capacity: | 40 | Students (Banner) | Description: | Sciences and Mathematics | |
| Stations: | 22 | Students (Fusion) | Division: | | |
| Max Student Hrs: | 2,800 | Capacity * 70 Hrs/Wk | Room Use: | 210 | Class Lab |
| Use Factor: | 53 | Hrs/Week | Size: | 1,667 | Sq. Feet |
| Occ Factor: | 27 | Students/Hr | TOP Code: | 020100 | |
| State Benchmark: | 1,413 | Student Hours/Wk | TOP Title: | Architecture and Architectural Technology | |

Number of Students by Time and Day

| Time | Mon | Tues | Wed | Thur | Fri | Sat | Week |
|-------------------------------|------|------|------|------|-----|-----|-------|
| 0700 | 0 | 0 | 0 | 0 | 0 | 0 | 0 |
| 0730 | 0 | 0 | 0 | 0 | 0 | 0 | 0 |
| 0800 | 0 | 0 | 0 | 0 | 0 | 0 | 0 |
| 0830 | 0 | 0 | 0 | 0 | 0 | 0 | 0 |
| 0900 | 0 | 0 | 0 | 0 | 0 | 0 | 0 |
| 0930 | 39 | 39 | 39 | 39 | 0 | 0 | 156 |
| 1000 | 39 | 39 | 39 | 39 | 0 | 0 | 156 |
| 1030 | 39 | 39 | 39 | 39 | 0 | 0 | 156 |
| 1100 | 39 | 39 | 39 | 39 | 0 | 0 | 156 |
| 1130 | 39 | 39 | 39 | 39 | 0 | 0 | 156 |
| 1200 | 39 | 39 | 39 | 39 | 0 | 0 | 156 |
| 1230 | 37 | 37 | 37 | 37 | 0 | 0 | 148 |
| 1300 | 37 | 37 | 37 | 37 | 0 | 0 | 148 |
| 1330 | 37 | 37 | 37 | 37 | 0 | 0 | 148 |
| 1400 | 37 | 37 | 37 | 37 | 0 | 0 | 148 |
| 1430 | 37 | 37 | 37 | 37 | 0 | 0 | 148 |
| 1500 | 0 | 0 | 0 | 0 | 0 | 0 | 0 |
| 1530 | 0 | 0 | 0 | 0 | 0 | 0 | 0 |
| 1600 | 0 | 0 | 0 | 0 | 0 | 0 | 0 |
| 1630 | 0 | 0 | 0 | 0 | 0 | 0 | 0 |
| 1700 | 0 | 0 | 0 | 0 | 0 | 0 | 0 |
| 1730 | 34 | 34 | 34 | 34 | 0 | 0 | 136 |
| 1800 | 34 | 34 | 34 | 34 | 0 | 0 | 136 |
| 1830 | 34 | 34 | 34 | 34 | 0 | 0 | 136 |
| 1900 | 34 | 34 | 34 | 34 | 0 | 0 | 136 |
| 1930 | 34 | 34 | 34 | 34 | 0 | 0 | 136 |
| 2000 | 34 | 34 | 34 | 34 | 0 | 0 | 136 |
| 2030 | 0 | 0 | 0 | 0 | 0 | 0 | 0 |
| 2100 | 0 | 0 | 0 | 0 | 0 | 0 | 0 |
| 2130 | 0 | 0 | 0 | 0 | 0 | 0 | 0 |
| Total Student Seat 1/2 Hours: | 623 | 623 | 623 | 623 | 0 | 0 | 2,492 |
| Total Student Seat Hours: | 312 | 312 | 312 | 312 | 0 | 0 | 1,246 |
| % Max Student Hrs: | 56% | 56% | 56% | 56% | 0% | 0% | 45% |
| % State Benchmark: | 110% | 110% | 110% | 110% | 0% | 0% | 88% |

| CRN | Course | Enroll | Dates | Days | BTime | ETime | Instructor | Hrs | Type |
|-------|----------|--------|-------|------|-------|-------|------------|-----------------------|-------|
| 54265 | MATH V03 | 39 | 6/17 | 8/1 | MTWR | 0930 | 1220 | Yi, Peter | 12 DC |
| 54833 | MATH V44 | 37 | 6/17 | 7/31 | MTWR | 1230 | 1445 | Vasavda, Ghanshyam K. | 10 DC |
| 54622 | MATH V03 | 34 | 6/17 | 8/1 | MTWR | 1730 | 2020 | Simhan, Shubhangi V. | 12 DC |

| | | | | |
|----------------------------|----------------------------|--------------|--------------------------|-------------|
| Utilization % Color Codes: | Red < 25% | Blue < 50% | Green < 90% | Gold >= 90% |
| Capacity: | 30 Students (Banner) | Description: | Sciences and Mathematics | |
| Stations: | 35 Students (Fusion) | Division: | | |
| Max Student Hrs: | 2,100 Capacity * 70 Hrs/Wk | Room Use: | 210 | Class Lab |
| Use Factor: | 53 Hrs/Week | Size: | 2,340 | Sq. Feet |
| Occ Factor: | 20 Students/Hr | TOP Code: | 191400 | |
| State Benchmark: | 1,060 Student Hours/Wk | TOP Title: | Geology | |

Number of Students by Time and Day

| Time | Mon | Tues | Wed | Thur | Fri | Sat | Week |
|-------------------------------|-----|------|-----|------|-----|-----|-------|
| 0700 | 0 | 0 | 0 | 0 | 0 | 0 | 0 |
| 0730 | 0 | 0 | 0 | 0 | 0 | 0 | 0 |
| 0800 | 0 | 0 | 0 | 0 | 0 | 0 | 0 |
| 0830 | 22 | 0 | 22 | 0 | 22 | 0 | 66 |
| 0900 | 22 | 26 | 22 | 26 | 22 | 0 | 118 |
| 0930 | 37 | 26 | 37 | 26 | 37 | 0 | 163 |
| 1000 | 37 | 26 | 37 | 26 | 37 | 0 | 163 |
| 1030 | 22 | 27 | 22 | 27 | 22 | 0 | 120 |
| 1100 | 22 | 27 | 22 | 27 | 22 | 0 | 120 |
| 1130 | 17 | 27 | 17 | 27 | 17 | 0 | 105 |
| 1200 | 17 | 26 | 17 | 26 | 17 | 0 | 103 |
| 1230 | 24 | 26 | 24 | 26 | 0 | 0 | 100 |
| 1300 | 24 | 26 | 24 | 26 | 0 | 0 | 100 |
| 1330 | 24 | 26 | 24 | 0 | 0 | 0 | 74 |
| 1400 | 0 | 26 | 0 | 0 | 0 | 0 | 26 |
| 1430 | 0 | 26 | 0 | 0 | 0 | 0 | 26 |
| 1500 | 0 | 26 | 0 | 0 | 0 | 0 | 26 |
| 1530 | 0 | 26 | 0 | 0 | 0 | 0 | 26 |
| 1600 | 0 | 26 | 0 | 0 | 0 | 0 | 26 |
| 1630 | 0 | 0 | 0 | 0 | 0 | 0 | 0 |
| 1700 | 0 | 0 | 0 | 0 | 0 | 0 | 0 |
| 1730 | 12 | 39 | 12 | 39 | 0 | 0 | 102 |
| 1800 | 12 | 39 | 12 | 39 | 0 | 0 | 102 |
| 1830 | 12 | 39 | 12 | 39 | 0 | 0 | 102 |
| 1900 | 0 | 24 | 19 | 24 | 0 | 0 | 67 |
| 1930 | 0 | 24 | 19 | 24 | 0 | 0 | 67 |
| 2000 | 0 | 24 | 19 | 24 | 0 | 0 | 67 |
| 2030 | 0 | 0 | 19 | 0 | 0 | 0 | 19 |
| 2100 | 0 | 0 | 19 | 0 | 0 | 0 | 19 |
| 2130 | 0 | 0 | 19 | 0 | 0 | 0 | 19 |
| Total Student Seat 1/2 Hours: | 304 | 582 | 418 | 426 | 196 | 0 | 1,926 |
| Total Student Seat Hours: | 152 | 291 | 209 | 213 | 98 | 0 | 963 |
| % Max Student Hrs: | 36% | 69% | 50% | 51% | 23% | 0% | 46% |
| % State Benchmark: | 72% | 137% | 99% | 100% | 46% | 0% | 91% |

| CRN | Course | Enroll | Dates | Days | BTime | ETime | Instructor | Hrs | Type | |
|-------|-----------|--------|-------|------|-------|-------|------------|-----------------------|------|----|
| 30435 | GEOG V01L | 22 | 1/6 | 5/19 | M W F | 0830 | 0920 | Ridenour, Patricia A. | 3 | WC |
| 33311 | GEOG V01L | 26 | 1/6 | 5/19 | T R | 0900 | 1015 | Clinton, Philip G. | 3 | WC |
| 32230 | GEOG V02 | 37 | 1/6 | 5/19 | M W F | 0930 | 1020 | Ridenour, Patricia A. | 3 | WC |
| 33312 | GEOG V01L | 27 | 1/6 | 5/19 | T R | 1030 | 1145 | Clinton, Philip G. | 3 | WC |
| 33309 | GEOG V01L | 22 | 1/6 | 5/19 | M W F | 1030 | 1120 | Ridenour, Patricia A. | 3 | WC |
| 33308 | GEOG V01L | 17 | 1/6 | 5/19 | M W F | 1130 | 1220 | Ridenour, Patricia A. | 3 | WC |
| 33313 | GEOG V01L | 26 | 1/6 | 5/19 | T R | 1200 | 1315 | Lampe, Cynthia M. | 3 | WC |
| 37064 | GEOG V01L | 24 | 1/6 | 5/19 | M W | 1230 | 1345 | Budke, William C. | 3 | WC |
| 31898 | GEOG V01L | 26 | 1/6 | 5/19 | T | 1330 | 1620 | Clinton, Philip G. | 3 | WC |
| 33307 | GEOG V01 | 39 | 1/6 | 5/19 | T R | 1730 | 1845 | Brown, Rodney | 3 | WC |
| 30279 | GEOG V08 | 12 | 1/6 | 5/19 | M W | 1730 | 1845 | Danza, James M. | 3 | WC |
| 33314 | GEOG V01L | 19 | 1/6 | 5/19 | W | 1900 | 2150 | Danza, James M. | 3 | WC |
| 35135 | GEOG V01L | 24 | 1/6 | 5/19 | T R | 1900 | 2015 | Brown, Rodney | 3 | WC |

| | | | | |
|----------------------------|-----------|----------------------|--------------|--------------------------|
| Utilization % Color Codes: | Red < 25% | Blue < 50% | Green < 90% | Gold >= 90% |
| Capacity: | 30 | Students (Banner) | Description: | Sciences and Mathematics |
| Stations: | 35 | Students (Fusion) | Division: | |
| Max Student Hrs: | 2,100 | Capacity * 70 Hrs/Wk | Room Use: | 210 Class Lab |
| Use Factor: | 53 | Hrs/Week | Size: | 2,340 Sq. Feet |
| Occ Factor: | 20 | Students/Hr | TOP Code: | 191400 |
| State Benchmark: | 1,060 | Student Hours/Wk | TOP Title: | Geology |

Number of Students by Time and Day

| Time | Mon | Tues | Wed | Thur | Fri | Sat | Week |
|-------------------------------|-----|------|-----|------|-----|-----|-------|
| 0700 | 0 | 0 | 0 | 0 | 0 | 0 | 0 |
| 0730 | 0 | 0 | 0 | 0 | 0 | 0 | 0 |
| 0800 | 0 | 0 | 0 | 0 | 0 | 0 | 0 |
| 0830 | 25 | 0 | 25 | 0 | 25 | 0 | 75 |
| 0900 | 25 | 27 | 25 | 27 | 25 | 0 | 129 |
| 0930 | 20 | 27 | 20 | 27 | 20 | 0 | 114 |
| 1000 | 20 | 27 | 20 | 27 | 20 | 0 | 114 |
| 1030 | 22 | 25 | 22 | 25 | 22 | 0 | 116 |
| 1100 | 22 | 25 | 22 | 25 | 22 | 0 | 116 |
| 1130 | 21 | 25 | 21 | 25 | 21 | 0 | 113 |
| 1200 | 21 | 25 | 21 | 25 | 21 | 0 | 113 |
| 1230 | 0 | 25 | 0 | 25 | 0 | 0 | 50 |
| 1300 | 0 | 25 | 0 | 25 | 0 | 0 | 50 |
| 1330 | 0 | 0 | 0 | 0 | 0 | 0 | 0 |
| 1400 | 0 | 0 | 0 | 0 | 0 | 0 | 0 |
| 1430 | 0 | 0 | 0 | 0 | 0 | 0 | 0 |
| 1500 | 0 | 0 | 0 | 0 | 0 | 0 | 0 |
| 1530 | 0 | 0 | 0 | 0 | 0 | 0 | 0 |
| 1600 | 0 | 0 | 0 | 0 | 0 | 0 | 0 |
| 1630 | 0 | 0 | 0 | 0 | 0 | 0 | 0 |
| 1700 | 0 | 0 | 0 | 0 | 0 | 0 | 0 |
| 1730 | 24 | 45 | 24 | 45 | 0 | 0 | 138 |
| 1800 | 24 | 45 | 24 | 45 | 0 | 0 | 138 |
| 1830 | 24 | 45 | 24 | 45 | 0 | 0 | 138 |
| 1900 | 0 | 21 | 16 | 21 | 0 | 0 | 58 |
| 1930 | 0 | 21 | 16 | 21 | 0 | 0 | 58 |
| 2000 | 0 | 21 | 16 | 21 | 0 | 0 | 58 |
| 2030 | 0 | 0 | 16 | 0 | 0 | 0 | 16 |
| 2100 | 0 | 0 | 16 | 0 | 0 | 0 | 16 |
| 2130 | 0 | 0 | 16 | 0 | 0 | 0 | 16 |
| Total Student Seat 1/2 Hours: | 248 | 429 | 344 | 429 | 176 | 0 | 1,626 |
| Total Student Seat Hours: | 124 | 215 | 172 | 215 | 88 | 0 | 813 |
| % Max Student Hrs: | 30% | 51% | 41% | 51% | 21% | 0% | 39% |
| % State Benchmark: | 58% | 101% | 81% | 101% | 42% | 0% | 77% |

| CRN | Course | Enroll | Dates | Days | BTime | ETime | Instructor | Hrs | Type |
|-------|-----------|--------|------------|-------|-------|-------|-----------------------|-----|------|
| 70152 | GEOG V01L | 25 | 8/19 12/18 | M W F | 0830 | 0920 | Ridenour, Patricia A. | 3 | WC |
| 71048 | GEOG V01L | 27 | 8/19 12/18 | T R | 0900 | 1015 | Clinton, Philip G. | 3 | WC |
| 76763 | GEOG V01L | 20 | 8/19 12/18 | M W F | 0930 | 1020 | Ridenour, Patricia A. | 3 | WC |
| 70706 | GEOG V01L | 25 | 8/19 12/18 | T R | 1030 | 1145 | Clinton, Philip G. | 3 | WC |
| 75346 | GEOG V01L | 22 | 8/19 12/18 | M W F | 1030 | 1120 | Budke, William C. | 3 | WC |
| 79257 | GEOG V01L | 21 | 8/19 12/18 | M W F | 1130 | 1220 | Budke, William C. | 3 | WC |
| 71056 | GEOG V01L | 25 | 8/19 12/18 | T R | 1200 | 1315 | Ridenour, Patricia A. | 3 | WC |
| 75334 | GEOG V01 | 45 | 8/19 12/18 | T R | 1730 | 1845 | Brown, Rodney | 3 | WC |
| 70756 | GEOG V06 | 24 | 8/19 12/18 | M W | 1730 | 1845 | Danza, James M. | 3 | WC |
| 75347 | GEOG V01L | 16 | 8/19 12/18 | W | 1900 | 2150 | Danza, James M. | 3 | WC |
| 71061 | GEOG V01L | 21 | 8/19 12/18 | T R | 1900 | 2015 | Brown, Rodney | 3 | WC |

| | | | | |
|----------------------------|-----------|----------------------|--------------|--------------------------|
| Utilization % Color Codes: | Red < 25% | Blue < 50% | Green < 90% | Gold >= 90% |
| Capacity: | 24 | Students (Banner) | Description: | Sciences and Mathematics |
| Stations: | 24 | Students (Fusion) | Division: | |
| Max Student Hrs: | 1,680 | Capacity * 70 Hrs/Wk | Room Use: | 210 Class Lab |
| Use Factor: | 53 | Hrs/Week | Size: | 1,220 Sq. Feet |
| Occ Factor: | 16 | Students/Hr | TOP Code: | 190200 |
| State Benchmark: | 848 | Student Hours/Wk | TOP Title: | Physics, General |

Number of Students by Time and Day

| Time | Mon | Tues | Wed | Thur | Fri | Sat | Week |
|-------------------------------|-----|------|-----|------|-----|-----|------|
| 0700 | 0 | 0 | 0 | 0 | 0 | 0 | 0 |
| 0730 | 0 | 0 | 0 | 0 | 0 | 0 | 0 |
| 0800 | 33 | 0 | 33 | 0 | 0 | 0 | 66 |
| 0830 | 33 | 0 | 33 | 0 | 33 | 0 | 99 |
| 0900 | 33 | 0 | 33 | 0 | 33 | 0 | 99 |
| 0930 | 33 | 0 | 33 | 0 | 33 | 0 | 99 |
| 1000 | 0 | 0 | 0 | 0 | 33 | 0 | 33 |
| 1030 | 0 | 0 | 0 | 0 | 33 | 0 | 33 |
| 1100 | 0 | 0 | 0 | 0 | 33 | 0 | 33 |
| 1130 | 0 | 0 | 0 | 0 | 0 | 0 | 0 |
| 1200 | 0 | 0 | 0 | 0 | 0 | 0 | 0 |
| 1230 | 0 | 0 | 0 | 0 | 0 | 0 | 0 |
| 1300 | 0 | 0 | 0 | 0 | 0 | 0 | 0 |
| 1330 | 0 | 0 | 0 | 0 | 0 | 0 | 0 |
| 1400 | 0 | 0 | 0 | 0 | 0 | 0 | 0 |
| 1430 | 0 | 0 | 0 | 0 | 0 | 0 | 0 |
| 1500 | 0 | 0 | 0 | 0 | 0 | 0 | 0 |
| 1530 | 0 | 0 | 0 | 0 | 0 | 0 | 0 |
| 1600 | 0 | 0 | 0 | 0 | 0 | 0 | 0 |
| 1630 | 0 | 0 | 0 | 0 | 0 | 0 | 0 |
| 1700 | 0 | 0 | 0 | 0 | 0 | 0 | 0 |
| 1730 | 0 | 0 | 0 | 0 | 0 | 0 | 0 |
| 1800 | 0 | 32 | 0 | 0 | 0 | 0 | 32 |
| 1830 | 0 | 32 | 0 | 0 | 0 | 0 | 32 |
| 1900 | 0 | 32 | 33 | 0 | 0 | 0 | 65 |
| 1930 | 0 | 32 | 33 | 0 | 0 | 0 | 65 |
| 2000 | 0 | 32 | 33 | 0 | 0 | 0 | 65 |
| 2030 | 0 | 32 | 33 | 0 | 0 | 0 | 65 |
| 2100 | 0 | 0 | 33 | 0 | 0 | 0 | 33 |
| 2130 | 0 | 0 | 33 | 0 | 0 | 0 | 33 |
| Total Student Seat 1/2 Hours: | 132 | 192 | 330 | 0 | 198 | 0 | 852 |
| Total Student Seat Hours: | 66 | 96 | 165 | 0 | 99 | 0 | 426 |
| % Max Student Hrs: | 20% | 29% | 49% | 0% | 29% | 0% | 25% |
| % State Benchmark: | 39% | 57% | 97% | 0% | 58% | 0% | 50% |

| CRN | Course | Enroll | Dates | Days | BTime | ETime | Instructor | Hrs | Type |
|-------|-----------|--------|-------|------|-------|-------|------------|--------------------|------|
| 32243 | PHYS V06 | 33 | 1/6 | 5/19 | M W | 0800 | 0950 | Wood, Jeffrey W. | 4 WC |
| 32983 | PHYS V06L | 33 | 1/6 | 5/19 | F | 0830 | 1120 | Wood, Jeffrey W. | 3 WC |
| 31820 | AST V01L | 32 | 1/6 | 5/19 | T | 1800 | 2050 | Synnes, Dale C. | 3 WC |
| 31823 | AST V01L | 33 | 1/6 | 5/19 | W | 1900 | 2150 | Barber, William C. | 3 WC |

| | | | | |
|----------------------------|-----------|----------------------|--------------|--------------------------|
| Utilization % Color Codes: | Red < 25% | Blue < 50% | Green < 90% | Gold >= 90% |
| Capacity: | 24 | Students (Banner) | Description: | Sciences and Mathematics |
| Stations: | 24 | Students (Fusion) | Division: | |
| Max Student Hrs: | 1,680 | Capacity * 70 Hrs/Wk | Room Use: | 210 Class Lab |
| Use Factor: | 53 | Hrs/Week | Size: | 1,220 Sq. Feet |
| Occ Factor: | 16 | Students/Hr | TOP Code: | 190200 |
| State Benchmark: | 848 | Student Hours/Wk | TOP Title: | Physics, General |

Number of Students by Time and Day

| Time | Mon | Tues | Wed | Thur | Fri | Sat | Week |
|-------------------------------|-----|------|-----|------|-----|-----|------|
| 0700 | 0 | 0 | 0 | 0 | 0 | 0 | 0 |
| 0730 | 0 | 0 | 0 | 0 | 0 | 0 | 0 |
| 0800 | 0 | 0 | 0 | 0 | 0 | 0 | 0 |
| 0830 | 0 | 0 | 0 | 0 | 0 | 0 | 0 |
| 0900 | 0 | 0 | 0 | 0 | 0 | 0 | 0 |
| 0930 | 0 | 0 | 0 | 0 | 0 | 0 | 0 |
| 1000 | 0 | 0 | 0 | 0 | 0 | 0 | 0 |
| 1030 | 0 | 0 | 0 | 0 | 0 | 0 | 0 |
| 1100 | 0 | 0 | 0 | 0 | 0 | 0 | 0 |
| 1130 | 0 | 0 | 0 | 0 | 0 | 0 | 0 |
| 1200 | 0 | 0 | 0 | 0 | 0 | 0 | 0 |
| 1230 | 0 | 0 | 0 | 0 | 0 | 0 | 0 |
| 1300 | 0 | 0 | 0 | 0 | 0 | 0 | 0 |
| 1330 | 0 | 0 | 0 | 0 | 0 | 0 | 0 |
| 1400 | 0 | 0 | 0 | 0 | 0 | 0 | 0 |
| 1430 | 0 | 0 | 0 | 0 | 0 | 0 | 0 |
| 1500 | 0 | 0 | 0 | 0 | 0 | 0 | 0 |
| 1530 | 0 | 0 | 0 | 0 | 0 | 0 | 0 |
| 1600 | 0 | 0 | 0 | 0 | 0 | 0 | 0 |
| 1630 | 0 | 0 | 0 | 0 | 0 | 0 | 0 |
| 1700 | 0 | 0 | 0 | 0 | 0 | 0 | 0 |
| 1730 | 0 | 0 | 0 | 0 | 0 | 0 | 0 |
| 1800 | 0 | 26 | 0 | 0 | 0 | 0 | 26 |
| 1830 | 0 | 26 | 0 | 0 | 0 | 0 | 26 |
| 1900 | 0 | 26 | 28 | 0 | 0 | 0 | 54 |
| 1930 | 0 | 26 | 28 | 0 | 0 | 0 | 54 |
| 2000 | 0 | 26 | 28 | 0 | 0 | 0 | 54 |
| 2030 | 0 | 26 | 28 | 0 | 0 | 0 | 54 |
| 2100 | 0 | 0 | 28 | 0 | 0 | 0 | 28 |
| 2130 | 0 | 0 | 28 | 0 | 0 | 0 | 28 |
| Total Student Seat 1/2 Hours: | 0 | 156 | 168 | 0 | 0 | 0 | 324 |
| Total Student Seat Hours: | 0 | 78 | 84 | 0 | 0 | 0 | 162 |
| % Max Student Hrs: | 0% | 23% | 25% | 0% | 0% | 0% | 10% |
| % State Benchmark: | 0% | 46% | 50% | 0% | 0% | 0% | 19% |

| CRN | Course | Enroll | Dates | Days | BTime | ETime | Instructor | Hrs | Type |
|-------|----------|--------|------------|------|-------|-------|----------------------|-----|------|
| 71165 | AST V01L | 26 | 8/19 12/18 | T | 1800 | 2050 | Synnes, Dale C. | 3 | WC |
| 71869 | AST V01L | 28 | 8/19 12/18 | W | 1900 | 2150 | Lovstedt, Stephan P. | 3 | WC |

| | | | | |
|----------------------------|-----------|----------------------|--------------|--------------------------|
| Utilization % Color Codes: | Red < 25% | Blue < 50% | Green < 90% | Gold >= 90% |
| Capacity: | 50 | Students (Banner) | Description: | Sciences and Mathematics |
| Stations: | 50 | Students (Fusion) | Division: | |
| Max Student Hrs: | 3,500 | Capacity * 70 Hrs/Wk | Room Use: | 110 Classroom |
| Use Factor: | 53 | Hrs/Week | Size: | 936 Sq. Feet |
| Occ Factor: | 33 | Students/Hr | TOP Code: | 009900 |
| State Benchmark: | 1,766 | Student Hours/Wk | TOP Title: | General Assignment |

Number of Students by Time and Day

| Time | Mon | Tues | Wed | Thur | Fri | Sat | Week |
|-------------------------------|-----|------|-----|------|-----|-----|-------|
| 0700 | 0 | 0 | 0 | 0 | 0 | 0 | 0 |
| 0730 | 0 | 0 | 0 | 0 | 0 | 0 | 0 |
| 0800 | 0 | 0 | 0 | 0 | 0 | 0 | 0 |
| 0830 | 0 | 0 | 0 | 0 | 0 | 0 | 0 |
| 0900 | 0 | 53 | 0 | 53 | 0 | 0 | 106 |
| 0930 | 53 | 53 | 53 | 53 | 53 | 0 | 265 |
| 1000 | 53 | 53 | 53 | 53 | 53 | 0 | 265 |
| 1030 | 34 | 52 | 34 | 52 | 34 | 0 | 206 |
| 1100 | 34 | 52 | 34 | 52 | 34 | 0 | 206 |
| 1130 | 22 | 52 | 22 | 52 | 22 | 0 | 170 |
| 1200 | 22 | 60 | 22 | 60 | 22 | 0 | 186 |
| 1230 | 53 | 60 | 53 | 60 | 0 | 0 | 226 |
| 1300 | 53 | 60 | 53 | 60 | 0 | 0 | 226 |
| 1330 | 53 | 60 | 53 | 60 | 0 | 0 | 226 |
| 1400 | 0 | 0 | 0 | 0 | 0 | 0 | 0 |
| 1430 | 0 | 0 | 0 | 0 | 0 | 0 | 0 |
| 1500 | 0 | 0 | 0 | 0 | 0 | 0 | 0 |
| 1530 | 0 | 0 | 0 | 0 | 0 | 0 | 0 |
| 1600 | 0 | 0 | 0 | 0 | 0 | 0 | 0 |
| 1630 | 0 | 0 | 0 | 0 | 0 | 0 | 0 |
| 1700 | 0 | 0 | 0 | 0 | 0 | 0 | 0 |
| 1730 | 52 | 0 | 52 | 0 | 0 | 0 | 104 |
| 1800 | 52 | 0 | 52 | 0 | 0 | 0 | 104 |
| 1830 | 52 | 0 | 52 | 0 | 0 | 0 | 104 |
| 1900 | 0 | 0 | 0 | 0 | 0 | 0 | 0 |
| 1930 | 0 | 0 | 0 | 0 | 0 | 0 | 0 |
| 2000 | 0 | 0 | 0 | 0 | 0 | 0 | 0 |
| 2030 | 0 | 0 | 0 | 0 | 0 | 0 | 0 |
| 2100 | 0 | 0 | 0 | 0 | 0 | 0 | 0 |
| 2130 | 0 | 0 | 0 | 0 | 0 | 0 | 0 |
| Total Student Seat 1/2 Hours: | 533 | 555 | 533 | 555 | 218 | 0 | 2,394 |
| Total Student Seat Hours: | 267 | 278 | 267 | 278 | 109 | 0 | 1,197 |
| % Max Student Hrs: | 38% | 40% | 38% | 40% | 16% | 0% | 34% |
| % State Benchmark: | 75% | 79% | 75% | 79% | 31% | 0% | 68% |

| CRN | Course | Enroll | Dates | Days | BTime | ETime | Instructor | Hrs | Type |
|-------|----------|--------|-------|------|-------|-------|------------|--------------------|------|
| 33303 | GEOG V01 | 53 | 1/6 | 5/19 | T R | 0900 | 1015 | Budke, William C. | 3 WC |
| 33299 | GEOG V01 | 53 | 1/6 | 5/19 | M W F | 0930 | 1020 | Palladino, Stephen | 3 WC |
| 33304 | GEOG V01 | 52 | 1/6 | 5/19 | T R | 1030 | 1145 | Budke, William C. | 3 WC |
| 33300 | GEOG V01 | 34 | 1/6 | 5/19 | M W F | 1030 | 1120 | Palladino, Stephen | 3 WC |
| 33301 | GEOG V01 | 22 | 1/6 | 5/19 | M W F | 1130 | 1220 | Palladino, Stephen | 3 WC |
| 39400 | PHYS V01 | 31 | 1/6 | 5/19 | T R | 1200 | 1350 | Wood, Jeffrey W. | 4 WC |
| 33173 | PHYS V01 | 29 | 1/6 | 5/19 | T R | 1200 | 1350 | Wood, Jeffrey W. | 4 WC |
| 33302 | GEOG V01 | 53 | 1/6 | 5/19 | M W | 1230 | 1345 | Clinton, Philip G. | 3 WC |
| 33306 | GEOG V01 | 52 | 1/6 | 5/19 | M W | 1730 | 1845 | Clinton, Philip G. | 3 WC |

| | | | | |
|----------------------------|-----------|----------------------|--------------|--------------------------|
| Utilization % Color Codes: | Red < 25% | Blue < 50% | Green < 90% | Gold >= 90% |
| Capacity: | 50 | Students (Banner) | Description: | Sciences and Mathematics |
| Stations: | 50 | Students (Fusion) | Division: | |
| Max Student Hrs: | 3,500 | Capacity * 70 Hrs/Wk | Room Use: | 110 Classroom |
| Use Factor: | 53 | Hrs/Week | Size: | 936 Sq. Feet |
| Occ Factor: | 33 | Students/Hr | TOP Code: | 009900 |
| State Benchmark: | 1,766 | Student Hours/Wk | TOP Title: | General Assignment |

Number of Students by Time and Day

| Time | Mon | Tues | Wed | Thur | Fri | Sat | Week |
|-------------------------------|------|------|------|------|-----|-----|-------|
| 0700 | 0 | 0 | 0 | 0 | 0 | 0 | 0 |
| 0730 | 0 | 0 | 0 | 0 | 0 | 0 | 0 |
| 0800 | 0 | 0 | 0 | 0 | 0 | 0 | 0 |
| 0830 | 0 | 0 | 0 | 0 | 0 | 0 | 0 |
| 0900 | 0 | 53 | 0 | 53 | 0 | 0 | 106 |
| 0930 | 56 | 53 | 56 | 53 | 56 | 0 | 274 |
| 1000 | 56 | 53 | 56 | 53 | 56 | 0 | 274 |
| 1030 | 53 | 53 | 53 | 53 | 53 | 0 | 265 |
| 1100 | 53 | 53 | 53 | 53 | 53 | 0 | 265 |
| 1130 | 53 | 53 | 53 | 53 | 53 | 0 | 265 |
| 1200 | 53 | 59 | 53 | 59 | 53 | 0 | 277 |
| 1230 | 57 | 59 | 57 | 59 | 0 | 0 | 232 |
| 1300 | 57 | 59 | 57 | 59 | 0 | 0 | 232 |
| 1330 | 57 | 59 | 57 | 59 | 0 | 0 | 232 |
| 1400 | 42 | 42 | 42 | 42 | 42 | 0 | 210 |
| 1430 | 42 | 42 | 42 | 42 | 42 | 0 | 210 |
| 1500 | 0 | 0 | 0 | 0 | 0 | 0 | 0 |
| 1530 | 0 | 0 | 0 | 0 | 0 | 0 | 0 |
| 1600 | 0 | 0 | 0 | 0 | 0 | 0 | 0 |
| 1630 | 0 | 0 | 0 | 0 | 0 | 0 | 0 |
| 1700 | 0 | 0 | 0 | 0 | 0 | 0 | 0 |
| 1730 | 50 | 39 | 50 | 39 | 0 | 0 | 178 |
| 1800 | 50 | 39 | 50 | 39 | 0 | 0 | 178 |
| 1830 | 50 | 39 | 50 | 39 | 0 | 0 | 178 |
| 1900 | 0 | 0 | 0 | 0 | 0 | 0 | 0 |
| 1930 | 0 | 0 | 0 | 0 | 0 | 0 | 0 |
| 2000 | 0 | 0 | 0 | 0 | 0 | 0 | 0 |
| 2030 | 0 | 0 | 0 | 0 | 0 | 0 | 0 |
| 2100 | 0 | 0 | 0 | 0 | 0 | 0 | 0 |
| 2130 | 0 | 0 | 0 | 0 | 0 | 0 | 0 |
| Total Student Seat 1/2 Hours: | 729 | 755 | 729 | 755 | 408 | 0 | 3,376 |
| Total Student Seat Hours: | 365 | 378 | 365 | 378 | 204 | 0 | 1,688 |
| % Max Student Hrs: | 52% | 54% | 52% | 54% | 29% | 0% | 48% |
| % State Benchmark: | 103% | 107% | 103% | 107% | 58% | 0% | 96% |

| CRN | Course | Enroll | Dates | Days | BTime | ETime | Instructor | Hrs | Type |
|-------|----------|--------|------------|-------|-------|-------|--------------------|-----|------|
| 70531 | GEOG V01 | 53 | 8/19 12/18 | T R | 0900 | 1015 | Budke, William C. | 3 | WC |
| 70534 | GEOG V01 | 56 | 8/19 12/18 | M W F | 0930 | 1020 | Palladino, Stephen | 3 | WC |
| 70539 | GEOG V01 | 53 | 8/19 12/18 | T R | 1030 | 1145 | Budke, William C. | 3 | WC |
| 70536 | GEOG V01 | 53 | 8/19 12/18 | M W F | 1030 | 1120 | Palladino, Stephen | 3 | WC |
| 70543 | GEOG V01 | 53 | 8/19 12/18 | M W F | 1130 | 1220 | Palladino, Stephen | 3 | WC |
| 71254 | PHYS V01 | 29 | 8/19 12/18 | T R | 1200 | 1350 | Wood, Jeffrey W. | 4 | WC |
| 71253 | PHYS V01 | 30 | 8/19 12/18 | T R | 1200 | 1350 | Wood, Jeffrey W. | 4 | WC |
| 72060 | GEOG V01 | 57 | 8/19 12/18 | M W | 1230 | 1345 | Clinton, Philip G. | 3 | WC |
| 70346 | MATH V03 | 42 | 8/19 12/18 | MTWRF | 1400 | 1450 | Bennett, Jack R. | 5 | WC |
| 71279 | PHSO V01 | 19 | 8/19 12/18 | T R | 1730 | 1845 | Gadbois, Steven | 3 | WC |
| 71274 | PHSO V01 | 20 | 8/19 12/18 | T R | 1730 | 1845 | Gadbois, Steven | 3 | WC |
| 70547 | GEOG V01 | 50 | 8/19 12/18 | M W | 1730 | 1845 | Budke, William C. | 3 | WC |

| | | | | |
|----------------------------|-----------|----------------------|--------------|--------------------------|
| Utilization % Color Codes: | Red < 25% | Blue < 50% | Green < 90% | Gold >= 90% |
| Capacity: | 50 | Students (Banner) | Description: | Sciences and Mathematics |
| Stations: | 50 | Students (Fusion) | Division: | |
| Max Student Hrs: | 3,500 | Capacity * 70 Hrs/Wk | Room Use: | 110 Classroom |
| Use Factor: | 53 | Hrs/Week | Size: | 936 Sq. Feet |
| Occ Factor: | 33 | Students/Hr | TOP Code: | 009900 |
| State Benchmark: | 1,766 | Student Hours/Wk | TOP Title: | General Assignment |

Number of Students by Time and Day

| Time | Mon | Tues | Wed | Thur | Fri | Sat | Week |
|-------------------------------|-----|------|-----|------|-----|-----|------|
| 0700 | 0 | 0 | 0 | 0 | 0 | 0 | 0 |
| 0730 | 0 | 0 | 0 | 0 | 0 | 0 | 0 |
| 0800 | 0 | 0 | 0 | 0 | 0 | 0 | 0 |
| 0830 | 0 | 0 | 0 | 0 | 0 | 0 | 0 |
| 0900 | 0 | 0 | 0 | 0 | 0 | 0 | 0 |
| 0930 | 0 | 0 | 0 | 0 | 0 | 0 | 0 |
| 1000 | 51 | 51 | 51 | 51 | 0 | 0 | 204 |
| 1030 | 51 | 51 | 51 | 51 | 0 | 0 | 204 |
| 1100 | 51 | 51 | 51 | 51 | 0 | 0 | 204 |
| 1130 | 51 | 51 | 51 | 51 | 0 | 0 | 204 |
| 1200 | 0 | 0 | 0 | 0 | 0 | 0 | 0 |
| 1230 | 0 | 0 | 0 | 0 | 0 | 0 | 0 |
| 1300 | 0 | 0 | 0 | 0 | 0 | 0 | 0 |
| 1330 | 0 | 0 | 0 | 0 | 0 | 0 | 0 |
| 1400 | 0 | 0 | 0 | 0 | 0 | 0 | 0 |
| 1430 | 0 | 0 | 0 | 0 | 0 | 0 | 0 |
| 1500 | 0 | 0 | 0 | 0 | 0 | 0 | 0 |
| 1530 | 0 | 0 | 0 | 0 | 0 | 0 | 0 |
| 1600 | 0 | 0 | 0 | 0 | 0 | 0 | 0 |
| 1630 | 0 | 0 | 0 | 0 | 0 | 0 | 0 |
| 1700 | 0 | 0 | 0 | 0 | 0 | 0 | 0 |
| 1730 | 0 | 0 | 0 | 0 | 0 | 0 | 0 |
| 1800 | 0 | 0 | 0 | 0 | 0 | 0 | 0 |
| 1830 | 0 | 0 | 0 | 0 | 0 | 0 | 0 |
| 1900 | 0 | 0 | 0 | 0 | 0 | 0 | 0 |
| 1930 | 0 | 0 | 0 | 0 | 0 | 0 | 0 |
| 2000 | 0 | 0 | 0 | 0 | 0 | 0 | 0 |
| 2030 | 0 | 0 | 0 | 0 | 0 | 0 | 0 |
| 2100 | 0 | 0 | 0 | 0 | 0 | 0 | 0 |
| 2130 | 0 | 0 | 0 | 0 | 0 | 0 | 0 |
| Total Student Seat 1/2 Hours: | 204 | 204 | 204 | 204 | 0 | 0 | 816 |
| Total Student Seat Hours: | 102 | 102 | 102 | 102 | 0 | 0 | 408 |
| % Max Student Hrs: | 15% | 15% | 15% | 15% | 0% | 0% | 12% |
| % State Benchmark: | 29% | 29% | 29% | 29% | 0% | 0% | 23% |

| CRN | Course | Enroll | Dates | Days | BTime | ETime | Instructor | Hrs | Type |
|-------|----------|--------|-------|------|-------|-------|------------|-----------------------|------|
| 50819 | GEOG V01 | 51 | 6/17 | 7/29 | MTWR | 1000 | 1150 | Ridenour, Patricia A. | 8 DC |

| | | | | |
|----------------------------|-----------|----------------------|--------------|--------------------------|
| Utilization % Color Codes: | Red < 25% | Blue < 50% | Green < 90% | Gold >= 90% |
| Capacity: | 24 | Students (Banner) | Description: | Sciences and Mathematics |
| Stations: | 32 | Students (Fusion) | Division: | |
| Max Student Hrs: | 1,680 | Capacity * 70 Hrs/Wk | Room Use: | 210 Class Lab |
| Use Factor: | 53 | Hrs/Week | Size: | 1,320 Sq. Feet |
| Occ Factor: | 16 | Students/Hr | TOP Code: | 190200 |
| State Benchmark: | 848 | Student Hours/Wk | TOP Title: | Physics, General |

Number of Students by Time and Day

| Time | Mon | Tues | Wed | Thur | Fri | Sat | Week |
|-------------------------------|-----|------|------|------|-----|-----|-------|
| 0700 | 0 | 0 | 0 | 0 | 0 | 0 | 0 |
| 0730 | 0 | 0 | 0 | 0 | 0 | 0 | 0 |
| 0800 | 0 | 0 | 0 | 0 | 0 | 0 | 0 |
| 0830 | 0 | 0 | 0 | 0 | 18 | 0 | 18 |
| 0900 | 0 | 0 | 0 | 0 | 18 | 0 | 18 |
| 0930 | 0 | 0 | 0 | 0 | 18 | 0 | 18 |
| 1000 | 0 | 0 | 0 | 0 | 18 | 0 | 18 |
| 1030 | 0 | 0 | 0 | 0 | 18 | 0 | 18 |
| 1100 | 0 | 0 | 0 | 0 | 18 | 0 | 18 |
| 1130 | 43 | 0 | 43 | 0 | 15 | 0 | 101 |
| 1200 | 43 | 0 | 43 | 0 | 15 | 0 | 101 |
| 1230 | 43 | 31 | 43 | 31 | 15 | 0 | 163 |
| 1300 | 43 | 31 | 43 | 31 | 15 | 0 | 163 |
| 1330 | 0 | 31 | 42 | 31 | 15 | 0 | 119 |
| 1400 | 0 | 31 | 42 | 31 | 15 | 0 | 119 |
| 1430 | 0 | 0 | 42 | 30 | 0 | 0 | 72 |
| 1500 | 0 | 0 | 42 | 30 | 0 | 0 | 72 |
| 1530 | 0 | 0 | 42 | 30 | 0 | 0 | 72 |
| 1600 | 0 | 0 | 42 | 30 | 0 | 0 | 72 |
| 1630 | 0 | 0 | 0 | 30 | 0 | 0 | 30 |
| 1700 | 0 | 0 | 0 | 30 | 0 | 0 | 30 |
| 1730 | 0 | 0 | 0 | 0 | 0 | 0 | 0 |
| 1800 | 0 | 0 | 0 | 0 | 0 | 0 | 0 |
| 1830 | 0 | 0 | 0 | 0 | 0 | 0 | 0 |
| 1900 | 0 | 32 | 0 | 30 | 0 | 0 | 62 |
| 1930 | 0 | 32 | 0 | 30 | 0 | 0 | 62 |
| 2000 | 0 | 32 | 0 | 30 | 0 | 0 | 62 |
| 2030 | 0 | 32 | 0 | 30 | 0 | 0 | 62 |
| 2100 | 0 | 32 | 0 | 30 | 0 | 0 | 62 |
| 2130 | 0 | 32 | 0 | 30 | 0 | 0 | 62 |
| Total Student Seat 1/2 Hours: | 172 | 316 | 424 | 484 | 198 | 0 | 1,594 |
| Total Student Seat Hours: | 86 | 158 | 212 | 242 | 99 | 0 | 797 |
| % Max Student Hrs: | 26% | 47% | 63% | 72% | 29% | 0% | 47% |
| % State Benchmark: | 51% | 93% | 125% | 143% | 58% | 0% | 94% |

| CRN | Course | Enroll | Dates | Days | BTime | ETime | Instructor | Hrs | Type | |
|-------|------------|--------|-------|------|-------|-------|------------|------------------|------|----|
| 31081 | PHYS V03BL | 9 | 1/6 | 5/19 | F | 0830 | 1120 | Quon, Steve | 3 | WC |
| 31078 | PHYS V02BL | 9 | 1/6 | 5/19 | F | 0830 | 1120 | Quon, Steve | 3 | WC |
| 33165 | PHYS V03BL | 5 | 1/6 | 5/19 | F | 1130 | 1420 | Quon, Steve | 3 | WC |
| 32986 | PHYS V02BL | 10 | 1/6 | 5/19 | F | 1130 | 1420 | Quon, Steve | 3 | WC |
| 32970 | PHYS V04 | 43 | 1/6 | 5/19 | M W | 1130 | 1320 | Wood, Jeffrey W. | 4 | WC |
| 32960 | PHYS V05 | 31 | 1/6 | 5/19 | T R | 1230 | 1420 | Quon, Steve | 4 | WC |
| 32972 | PHYS V04L | 42 | 1/6 | 5/19 | W | 1330 | 1620 | Wood, Jeffrey W. | 3 | WC |
| 32964 | PHYS V05L | 30 | 1/6 | 5/19 | R | 1430 | 1720 | Quon, Steve | 3 | WC |
| 33209 | ENGR V16L | 30 | 1/6 | 5/19 | R | 1900 | 2150 | Darejeh, Hadi | 3 | WC |
| 33207 | ENGR V16 | 32 | 1/6 | 5/19 | T | 1900 | 2150 | Darejeh, Hadi | 3 | WC |

| | | | | |
|----------------------------|-----------|----------------------|--------------|--------------------------|
| Utilization % Color Codes: | Red < 25% | Blue < 50% | Green < 90% | Gold >= 90% |
| Capacity: | 24 | Students (Banner) | Description: | Sciences and Mathematics |
| Stations: | 32 | Students (Fusion) | Division: | |
| Max Student Hrs: | 1,680 | Capacity * 70 Hrs/Wk | Room Use: | 210 Class Lab |
| Use Factor: | 53 | Hrs/Week | Size: | 1,320 Sq. Feet |
| Occ Factor: | 16 | Students/Hr | TOP Code: | 190200 |
| State Benchmark: | 848 | Student Hours/Wk | TOP Title: | Physics, General |

Number of Students by Time and Day

| Time | Mon | Tues | Wed | Thur | Fri | Sat | Week |
|-------------------------------|-----|------|-----|------|-----|-----|-------|
| 0700 | 0 | 0 | 0 | 0 | 0 | 0 | 0 |
| 0730 | 0 | 0 | 0 | 0 | 0 | 0 | 0 |
| 0800 | 0 | 0 | 0 | 0 | 0 | 0 | 0 |
| 0830 | 0 | 0 | 0 | 0 | 22 | 0 | 22 |
| 0900 | 0 | 0 | 0 | 0 | 22 | 0 | 22 |
| 0930 | 0 | 0 | 0 | 0 | 22 | 0 | 22 |
| 1000 | 0 | 0 | 0 | 0 | 22 | 0 | 22 |
| 1030 | 33 | 0 | 33 | 0 | 22 | 0 | 88 |
| 1100 | 33 | 0 | 33 | 0 | 22 | 0 | 88 |
| 1130 | 33 | 0 | 33 | 0 | 22 | 0 | 88 |
| 1200 | 33 | 0 | 33 | 0 | 22 | 0 | 88 |
| 1230 | 0 | 41 | 0 | 41 | 22 | 0 | 104 |
| 1300 | 0 | 41 | 0 | 41 | 22 | 0 | 104 |
| 1330 | 0 | 41 | 0 | 41 | 22 | 0 | 104 |
| 1400 | 0 | 41 | 30 | 41 | 22 | 0 | 134 |
| 1430 | 0 | 0 | 30 | 41 | 0 | 0 | 71 |
| 1500 | 0 | 0 | 30 | 41 | 0 | 0 | 71 |
| 1530 | 0 | 0 | 30 | 41 | 0 | 0 | 71 |
| 1600 | 0 | 0 | 30 | 41 | 0 | 0 | 71 |
| 1630 | 0 | 0 | 30 | 41 | 0 | 0 | 71 |
| 1700 | 0 | 0 | 0 | 41 | 0 | 0 | 41 |
| 1730 | 0 | 0 | 0 | 0 | 0 | 0 | 0 |
| 1800 | 0 | 0 | 0 | 0 | 0 | 0 | 0 |
| 1830 | 0 | 0 | 0 | 0 | 0 | 0 | 0 |
| 1900 | 0 | 0 | 0 | 0 | 0 | 0 | 0 |
| 1930 | 0 | 0 | 0 | 0 | 0 | 0 | 0 |
| 2000 | 0 | 0 | 0 | 0 | 0 | 0 | 0 |
| 2030 | 0 | 0 | 0 | 0 | 0 | 0 | 0 |
| 2100 | 0 | 0 | 0 | 0 | 0 | 0 | 0 |
| 2130 | 0 | 0 | 0 | 0 | 0 | 0 | 0 |
| Total Student Seat 1/2 Hours: | 132 | 164 | 312 | 410 | 264 | 0 | 1,282 |
| Total Student Seat Hours: | 66 | 82 | 156 | 205 | 132 | 0 | 641 |
| % Max Student Hrs: | 20% | 24% | 46% | 61% | 39% | 0% | 38% |
| % State Benchmark: | 39% | 48% | 92% | 121% | 78% | 0% | 76% |

| CRN | Course | Enroll | Dates | Days | BTime | ETime | Instructor | Hrs | Type |
|-------|-----------|--------|------------|------|-------|-------|------------------|-----|------|
| 71915 | PHYS V03A | 9 | 8/19 12/18 | F | 0830 | 1120 | Quon, Steve | 3 | WC |
| 71914 | PHYS V02A | 13 | 8/19 12/18 | F | 0830 | 1120 | Quon, Steve | 3 | WC |
| 76906 | PHYS V05 | 33 | 8/19 12/18 | M W | 1030 | 1220 | Wood, Jeffrey W. | 4 | WC |
| 71258 | PHYS V03A | 12 | 8/19 12/18 | F | 1130 | 1420 | Quon, Steve | 3 | WC |
| 71256 | PHYS V02A | 10 | 8/19 12/18 | F | 1130 | 1420 | Quon, Steve | 3 | WC |
| 71260 | PHYS V04 | 41 | 8/19 12/18 | T R | 1230 | 1420 | Quon, Steve | 4 | WC |
| 77810 | PHYS V05L | 30 | 8/19 12/18 | W | 1400 | 1650 | Wood, Jeffrey W. | 3 | WC |
| 79548 | PHYS V04L | 41 | 8/19 12/18 | R | 1430 | 1720 | Quon, Steve | 3 | WC |

| | | | | |
|----------------------------|-----------|----------------------|--------------|--------------------------|
| Utilization % Color Codes: | Red < 25% | Blue < 50% | Green < 90% | Gold >= 90% |
| Capacity: | 24 | Students (Banner) | Description: | Sciences and Mathematics |
| Stations: | 32 | Students (Fusion) | Division: | |
| Max Student Hrs: | 1,680 | Capacity * 70 Hrs/Wk | Room Use: | 210 Class Lab |
| Use Factor: | 53 | Hrs/Week | Size: | 1,320 Sq. Feet |
| Occ Factor: | 16 | Students/Hr | TOP Code: | 190200 |
| State Benchmark: | 848 | Student Hours/Wk | TOP Title: | Physics, General |

Number of Students by Time and Day

| Time | Mon | Tues | Wed | Thur | Fri | Sat | Week |
|-------------------------------|-----|------|-----|------|-----|-----|------|
| 0700 | 0 | 0 | 0 | 0 | 0 | 0 | 0 |
| 0730 | 0 | 0 | 0 | 0 | 0 | 0 | 0 |
| 0800 | 0 | 0 | 0 | 0 | 0 | 0 | 0 |
| 0830 | 0 | 0 | 0 | 0 | 0 | 0 | 0 |
| 0900 | 0 | 0 | 0 | 0 | 0 | 0 | 0 |
| 0930 | 0 | 0 | 0 | 0 | 0 | 0 | 0 |
| 1000 | 0 | 0 | 0 | 0 | 0 | 0 | 0 |
| 1030 | 19 | 19 | 19 | 19 | 0 | 0 | 76 |
| 1100 | 19 | 19 | 19 | 19 | 0 | 0 | 76 |
| 1130 | 19 | 19 | 19 | 19 | 0 | 0 | 76 |
| 1200 | 19 | 19 | 19 | 19 | 0 | 0 | 76 |
| 1230 | 19 | 19 | 19 | 19 | 0 | 0 | 76 |
| 1300 | 19 | 19 | 19 | 19 | 0 | 0 | 76 |
| 1330 | 19 | 19 | 19 | 19 | 0 | 0 | 76 |
| 1400 | 19 | 19 | 19 | 19 | 0 | 0 | 76 |
| 1430 | 19 | 19 | 19 | 19 | 0 | 0 | 76 |
| 1500 | 0 | 0 | 0 | 0 | 0 | 0 | 0 |
| 1530 | 0 | 0 | 0 | 0 | 0 | 0 | 0 |
| 1600 | 0 | 0 | 0 | 0 | 0 | 0 | 0 |
| 1630 | 0 | 0 | 0 | 0 | 0 | 0 | 0 |
| 1700 | 0 | 0 | 0 | 0 | 0 | 0 | 0 |
| 1730 | 0 | 0 | 0 | 0 | 0 | 0 | 0 |
| 1800 | 0 | 0 | 0 | 0 | 0 | 0 | 0 |
| 1830 | 0 | 0 | 0 | 0 | 0 | 0 | 0 |
| 1900 | 0 | 0 | 0 | 0 | 0 | 0 | 0 |
| 1930 | 0 | 0 | 0 | 0 | 0 | 0 | 0 |
| 2000 | 0 | 0 | 0 | 0 | 0 | 0 | 0 |
| 2030 | 0 | 0 | 0 | 0 | 0 | 0 | 0 |
| 2100 | 0 | 0 | 0 | 0 | 0 | 0 | 0 |
| 2130 | 0 | 0 | 0 | 0 | 0 | 0 | 0 |
| Total Student Seat 1/2 Hours: | 171 | 171 | 171 | 171 | 0 | 0 | 684 |
| Total Student Seat Hours: | 86 | 86 | 86 | 86 | 0 | 0 | 342 |
| % Max Student Hrs: | 25% | 25% | 25% | 25% | 0% | 0% | 20% |
| % State Benchmark: | 50% | 50% | 50% | 50% | 0% | 0% | 40% |

| CRN | Course | Enroll | Dates | Days | BTime | ETime | Instructor | Hrs | Type |
|-------|----------|--------|-------|------|-------|-------|------------|-------------|-------|
| 50218 | PHYS V01 | 19 | 6/17 | 7/30 | MTWR | 1030 | 1445 | Quon, Steve | 18 DC |

| | | | | |
|----------------------------|-----------|----------------------|--------------|--------------------------|
| Utilization % Color Codes: | Red < 25% | Blue < 50% | Green < 90% | Gold >= 90% |
| Capacity: | 45 | Students (Banner) | Description: | Sciences and Mathematics |
| Stations: | 45 | Students (Fusion) | Division: | |
| Max Student Hrs: | 3,150 | Capacity * 70 Hrs/Wk | Room Use: | 210 Class Lab |
| Use Factor: | 53 | Hrs/Week | Size: | 2,340 Sq. Feet |
| Occ Factor: | 30 | Students/Hr | TOP Code: | 191400 |
| State Benchmark: | 1,590 | Student Hours/Wk | TOP Title: | Geology |

Number of Students by Time and Day

| Time | Mon | Tues | Wed | Thur | Fri | Sat | Week |
|-------------------------------|-----|------|-----|------|-----|-----|-------|
| 0700 | 0 | 0 | 0 | 0 | 0 | 0 | 0 |
| 0730 | 0 | 0 | 0 | 0 | 0 | 0 | 0 |
| 0800 | 0 | 0 | 0 | 0 | 0 | 0 | 0 |
| 0830 | 0 | 0 | 0 | 0 | 0 | 0 | 0 |
| 0900 | 48 | 42 | 48 | 42 | 0 | 0 | 180 |
| 0930 | 48 | 42 | 48 | 42 | 0 | 0 | 180 |
| 1000 | 48 | 42 | 48 | 42 | 0 | 0 | 180 |
| 1030 | 29 | 22 | 29 | 22 | 0 | 0 | 102 |
| 1100 | 29 | 22 | 29 | 22 | 0 | 0 | 102 |
| 1130 | 29 | 22 | 29 | 22 | 0 | 0 | 102 |
| 1200 | 0 | 52 | 0 | 52 | 0 | 0 | 104 |
| 1230 | 0 | 52 | 0 | 52 | 0 | 0 | 104 |
| 1300 | 0 | 52 | 0 | 52 | 0 | 0 | 104 |
| 1330 | 0 | 0 | 0 | 0 | 0 | 0 | 0 |
| 1400 | 0 | 0 | 0 | 0 | 0 | 0 | 0 |
| 1430 | 0 | 0 | 0 | 0 | 0 | 0 | 0 |
| 1500 | 0 | 0 | 0 | 0 | 0 | 0 | 0 |
| 1530 | 0 | 0 | 0 | 0 | 0 | 0 | 0 |
| 1600 | 0 | 0 | 0 | 0 | 0 | 0 | 0 |
| 1630 | 0 | 0 | 0 | 0 | 0 | 0 | 0 |
| 1700 | 0 | 0 | 0 | 0 | 0 | 0 | 0 |
| 1730 | 0 | 38 | 0 | 38 | 0 | 0 | 76 |
| 1800 | 0 | 38 | 0 | 38 | 0 | 0 | 76 |
| 1830 | 0 | 38 | 0 | 38 | 0 | 0 | 76 |
| 1900 | 0 | 18 | 0 | 18 | 0 | 0 | 36 |
| 1930 | 0 | 18 | 0 | 18 | 0 | 0 | 36 |
| 2000 | 0 | 18 | 0 | 18 | 0 | 0 | 36 |
| 2030 | 0 | 0 | 0 | 0 | 0 | 0 | 0 |
| 2100 | 0 | 0 | 0 | 0 | 0 | 0 | 0 |
| 2130 | 0 | 0 | 0 | 0 | 0 | 0 | 0 |
| Total Student Seat 1/2 Hours: | 231 | 516 | 231 | 516 | 0 | 0 | 1,494 |
| Total Student Seat Hours: | 116 | 258 | 116 | 258 | 0 | 0 | 747 |
| % Max Student Hrs: | 18% | 41% | 18% | 41% | 0% | 0% | 24% |
| % State Benchmark: | 36% | 81% | 36% | 81% | 0% | 0% | 47% |

| CRN | Course | Enroll | Dates | Days | BTime | ETime | Instructor | Hrs | Type | |
|-------|-----------|--------|-------|------|-------|-------|------------|---------------------------|------|----|
| 33321 | GEOL V02 | 42 | 1/6 | 5/19 | T R | 0900 | 1015 | Christensen, Constance M. | 3 | WC |
| 39391 | GEOL V02 | 48 | 1/6 | 5/19 | M W | 0900 | 1015 | Christensen, Constance M. | 3 | WC |
| 39392 | GEOL V02L | 22 | 1/6 | 5/19 | T R | 1030 | 1145 | Lampe, Cynthia M. | 3 | WC |
| 31398 | GEOL V02L | 29 | 1/6 | 5/19 | M W | 1030 | 1145 | Christensen, Constance M. | 3 | WC |
| 33305 | GEOG V01 | 52 | 1/6 | 5/19 | T R | 1200 | 1315 | Clinton, Philip G. | 3 | WC |
| 33259 | GEOL V02 | 38 | 1/6 | 5/19 | T R | 1730 | 1845 | Lampe, Cynthia M. | 3 | WC |
| 33324 | GEOL V02L | 18 | 1/6 | 5/19 | T R | 1900 | 2015 | Lampe, Cynthia M. | 3 | WC |

| | | | | |
|----------------------------|-----------|----------------------|--------------|--------------------------|
| Utilization % Color Codes: | Red < 25% | Blue < 50% | Green < 90% | Gold >= 90% |
| Capacity: | 45 | Students (Banner) | Description: | Sciences and Mathematics |
| Stations: | 45 | Students (Fusion) | Division: | |
| Max Student Hrs: | 3,150 | Capacity * 70 Hrs/Wk | Room Use: | 210 Class Lab |
| Use Factor: | 53 | Hrs/Week | Size: | 2,340 Sq. Feet |
| Occ Factor: | 30 | Students/Hr | TOP Code: | 191400 |
| State Benchmark: | 1,590 | Student Hours/Wk | TOP Title: | Geology |

Number of Students by Time and Day

| Time | Mon | Tues | Wed | Thur | Fri | Sat | Week |
|-------------------------------|-----|------|-----|------|-----|-----|-------|
| 0700 | 0 | 0 | 0 | 0 | 0 | 0 | 0 |
| 0730 | 0 | 0 | 0 | 0 | 0 | 0 | 0 |
| 0800 | 0 | 0 | 0 | 0 | 0 | 0 | 0 |
| 0830 | 0 | 0 | 0 | 0 | 0 | 0 | 0 |
| 0900 | 49 | 49 | 49 | 49 | 0 | 0 | 196 |
| 0930 | 49 | 49 | 49 | 49 | 0 | 0 | 196 |
| 1000 | 49 | 49 | 49 | 49 | 0 | 0 | 196 |
| 1030 | 28 | 29 | 28 | 29 | 0 | 0 | 114 |
| 1100 | 28 | 29 | 28 | 29 | 0 | 0 | 114 |
| 1130 | 28 | 29 | 28 | 29 | 0 | 0 | 114 |
| 1200 | 0 | 48 | 0 | 48 | 0 | 0 | 96 |
| 1230 | 18 | 48 | 18 | 48 | 0 | 0 | 132 |
| 1300 | 18 | 48 | 18 | 48 | 0 | 0 | 132 |
| 1330 | 18 | 0 | 18 | 0 | 0 | 0 | 36 |
| 1400 | 0 | 0 | 0 | 0 | 0 | 0 | 0 |
| 1430 | 0 | 0 | 0 | 0 | 0 | 0 | 0 |
| 1500 | 0 | 0 | 0 | 0 | 0 | 0 | 0 |
| 1530 | 0 | 0 | 0 | 0 | 0 | 0 | 0 |
| 1600 | 0 | 0 | 0 | 0 | 0 | 0 | 0 |
| 1630 | 0 | 0 | 0 | 0 | 0 | 0 | 0 |
| 1700 | 0 | 0 | 0 | 0 | 0 | 0 | 0 |
| 1730 | 24 | 0 | 24 | 0 | 0 | 0 | 48 |
| 1800 | 24 | 0 | 24 | 0 | 0 | 0 | 48 |
| 1830 | 24 | 0 | 24 | 0 | 0 | 0 | 48 |
| 1900 | 46 | 0 | 46 | 0 | 0 | 0 | 92 |
| 1930 | 46 | 0 | 46 | 0 | 0 | 0 | 92 |
| 2000 | 46 | 0 | 46 | 0 | 0 | 0 | 92 |
| 2030 | 0 | 0 | 0 | 0 | 0 | 0 | 0 |
| 2100 | 0 | 0 | 0 | 0 | 0 | 0 | 0 |
| 2130 | 0 | 0 | 0 | 0 | 0 | 0 | 0 |
| Total Student Seat 1/2 Hours: | 495 | 378 | 495 | 378 | 0 | 0 | 1,746 |
| Total Student Seat Hours: | 248 | 189 | 248 | 189 | 0 | 0 | 873 |
| % Max Student Hrs: | 39% | 30% | 39% | 30% | 0% | 0% | 28% |
| % State Benchmark: | 78% | 59% | 78% | 59% | 0% | 0% | 55% |

| CRN | Course | Enroll | Dates | Days | BTime | ETime | Instructor | Hrs | Type |
|-------|-----------|--------|------------|------|-------|-------|---------------------------|-----|------|
| 71086 | GEOL V02 | 49 | 8/19 12/18 | T R | 0900 | 1015 | Lampe, Cynthia M. | 3 | WC |
| 72440 | GEOL V02 | 49 | 8/19 12/18 | M W | 0900 | 1015 | Christensen, Constance M. | 3 | WC |
| 70683 | GEOL V02L | 29 | 8/19 12/18 | T R | 1030 | 1145 | Lampe, Cynthia M. | 3 | WC |
| 71100 | GEOL V02L | 28 | 8/19 12/18 | M W | 1030 | 1145 | Christensen, Constance M. | 3 | WC |
| 70545 | GEOG V01 | 48 | 8/19 12/18 | T R | 1200 | 1315 | Clinton, Philip G. | 3 | WC |
| 71261 | GEOG V01L | 18 | 8/19 12/18 | M W | 1230 | 1345 | Christensen, Constance M. | 3 | WC |
| 71098 | GEOL V02L | 24 | 8/19 12/18 | M W | 1730 | 1845 | Hall, Luke D. | 3 | WC |
| 72443 | GEOL V02 | 46 | 8/19 12/18 | M W | 1900 | 2015 | Hall, Luke D. | 3 | WC |

| | | | | |
|----------------------------|-----------|----------------------|--------------|--------------------------|
| Utilization % Color Codes: | Red < 25% | Blue < 50% | Green < 90% | Gold >= 90% |
| Capacity: | 45 | Students (Banner) | Description: | Sciences and Mathematics |
| Stations: | 45 | Students (Fusion) | Division: | |
| Max Student Hrs: | 3,150 | Capacity * 70 Hrs/Wk | Room Use: | 210 Class Lab |
| Use Factor: | 53 | Hrs/Week | Size: | 2,340 Sq. Feet |
| Occ Factor: | 30 | Students/Hr | TOP Code: | 191400 |
| State Benchmark: | 1,590 | Student Hours/Wk | TOP Title: | Geology |

Number of Students by Time and Day

| Time | Mon | Tues | Wed | Thur | Fri | Sat | Week |
|-------------------------------|-----|------|-----|------|-----|-----|------|
| 0700 | 0 | 0 | 0 | 0 | 0 | 0 | 0 |
| 0730 | 0 | 0 | 0 | 0 | 0 | 0 | 0 |
| 0800 | 0 | 0 | 0 | 0 | 0 | 0 | 0 |
| 0830 | 0 | 0 | 0 | 0 | 0 | 0 | 0 |
| 0900 | 0 | 0 | 0 | 0 | 0 | 0 | 0 |
| 0930 | 0 | 0 | 0 | 0 | 0 | 0 | 0 |
| 1000 | 0 | 0 | 0 | 0 | 0 | 0 | 0 |
| 1030 | 0 | 0 | 0 | 0 | 0 | 0 | 0 |
| 1100 | 0 | 0 | 0 | 0 | 0 | 0 | 0 |
| 1130 | 0 | 0 | 0 | 0 | 0 | 0 | 0 |
| 1200 | 26 | 26 | 26 | 26 | 0 | 0 | 104 |
| 1230 | 26 | 26 | 26 | 26 | 0 | 0 | 104 |
| 1300 | 26 | 26 | 26 | 26 | 0 | 0 | 104 |
| 1330 | 26 | 26 | 26 | 26 | 0 | 0 | 104 |
| 1400 | 0 | 0 | 0 | 0 | 0 | 0 | 0 |
| 1430 | 0 | 0 | 0 | 0 | 0 | 0 | 0 |
| 1500 | 0 | 0 | 0 | 0 | 0 | 0 | 0 |
| 1530 | 0 | 0 | 0 | 0 | 0 | 0 | 0 |
| 1600 | 0 | 0 | 0 | 0 | 0 | 0 | 0 |
| 1630 | 0 | 0 | 0 | 0 | 0 | 0 | 0 |
| 1700 | 0 | 0 | 0 | 0 | 0 | 0 | 0 |
| 1730 | 0 | 0 | 0 | 0 | 0 | 0 | 0 |
| 1800 | 0 | 0 | 0 | 0 | 0 | 0 | 0 |
| 1830 | 0 | 0 | 0 | 0 | 0 | 0 | 0 |
| 1900 | 0 | 0 | 0 | 0 | 0 | 0 | 0 |
| 1930 | 0 | 0 | 0 | 0 | 0 | 0 | 0 |
| 2000 | 0 | 0 | 0 | 0 | 0 | 0 | 0 |
| 2030 | 0 | 0 | 0 | 0 | 0 | 0 | 0 |
| 2100 | 0 | 0 | 0 | 0 | 0 | 0 | 0 |
| 2130 | 0 | 0 | 0 | 0 | 0 | 0 | 0 |
| Total Student Seat 1/2 Hours: | 104 | 104 | 104 | 104 | 0 | 0 | 416 |
| Total Student Seat Hours: | 52 | 52 | 52 | 52 | 0 | 0 | 208 |
| % Max Student Hrs: | 8% | 8% | 8% | 8% | 0% | 0% | 7% |
| % State Benchmark: | 16% | 16% | 16% | 16% | 0% | 0% | 13% |

| CRN | Course | Enroll | Dates | Days | BTime | ETime | Instructor | Hrs | Type |
|-------|-----------|--------|-------|------|-------|-------|------------|---------------------------|------|
| 51732 | GEOG V01L | 26 | 6/17 | 7/29 | MTWR | 1200 | 1350 | Christensen, Constance M. | 8 DC |

| | | | | |
|----------------------------|-----------|----------------------|--------------|--------------------------|
| Utilization % Color Codes: | Red < 25% | Blue < 50% | Green < 90% | Gold >= 90% |
| Capacity: | 24 | Students (Banner) | Description: | Sciences and Mathematics |
| Stations: | 28 | Students (Fusion) | Division: | |
| Max Student Hrs: | 1,680 | Capacity * 70 Hrs/Wk | Room Use: | 210 Class Lab |
| Use Factor: | 53 | Hrs/Week | Size: | 1,584 Sq. Feet |
| Occ Factor: | 16 | Students/Hr | TOP Code: | 190500 |
| State Benchmark: | 848 | Student Hours/Wk | TOP Title: | Chemistry, General |

Number of Students by Time and Day

| Time | Mon | Tues | Wed | Thur | Fri | Sat | Week |
|-------------------------------|------|------|------|------|-----|-----|-------|
| 0700 | 0 | 0 | 0 | 0 | 0 | 0 | 0 |
| 0730 | 27 | 27 | 27 | 27 | 0 | 0 | 108 |
| 0800 | 27 | 27 | 27 | 27 | 0 | 0 | 108 |
| 0830 | 27 | 27 | 27 | 27 | 0 | 0 | 108 |
| 0900 | 27 | 27 | 27 | 27 | 0 | 0 | 108 |
| 0930 | 27 | 27 | 27 | 27 | 0 | 0 | 108 |
| 1000 | 27 | 27 | 27 | 27 | 0 | 0 | 108 |
| 1030 | 21 | 28 | 21 | 28 | 0 | 0 | 98 |
| 1100 | 21 | 28 | 21 | 28 | 0 | 0 | 98 |
| 1130 | 21 | 28 | 21 | 28 | 0 | 0 | 98 |
| 1200 | 21 | 28 | 21 | 28 | 0 | 0 | 98 |
| 1230 | 21 | 28 | 21 | 28 | 0 | 0 | 98 |
| 1300 | 21 | 28 | 21 | 28 | 0 | 0 | 98 |
| 1330 | 26 | 27 | 26 | 27 | 0 | 0 | 106 |
| 1400 | 26 | 27 | 26 | 27 | 0 | 0 | 106 |
| 1430 | 26 | 27 | 26 | 27 | 0 | 0 | 106 |
| 1500 | 26 | 27 | 26 | 27 | 0 | 0 | 106 |
| 1530 | 26 | 27 | 26 | 27 | 0 | 0 | 106 |
| 1600 | 26 | 27 | 26 | 27 | 0 | 0 | 106 |
| 1630 | 0 | 0 | 0 | 0 | 0 | 0 | 0 |
| 1700 | 0 | 0 | 0 | 0 | 0 | 0 | 0 |
| 1730 | 0 | 0 | 0 | 0 | 0 | 0 | 0 |
| 1800 | 0 | 0 | 0 | 0 | 0 | 0 | 0 |
| 1830 | 0 | 0 | 0 | 0 | 0 | 0 | 0 |
| 1900 | 0 | 0 | 0 | 0 | 0 | 0 | 0 |
| 1930 | 0 | 0 | 0 | 0 | 0 | 0 | 0 |
| 2000 | 0 | 0 | 0 | 0 | 0 | 0 | 0 |
| 2030 | 0 | 0 | 0 | 0 | 0 | 0 | 0 |
| 2100 | 0 | 0 | 0 | 0 | 0 | 0 | 0 |
| 2130 | 0 | 0 | 0 | 0 | 0 | 0 | 0 |
| Total Student Seat 1/2 Hours: | 444 | 492 | 444 | 492 | 0 | 0 | 1,872 |
| Total Student Seat Hours: | 222 | 246 | 222 | 246 | 0 | 0 | 936 |
| % Max Student Hrs: | 66% | 73% | 66% | 73% | 0% | 0% | 56% |
| % State Benchmark: | 131% | 145% | 131% | 145% | 0% | 0% | 110% |

| CRN | Course | Enroll | Dates | Days | BTime | ETime | Instructor | Hrs | Type |
|-------|-----------|--------|-------|------|-------|-------|------------|--------------------|------|
| 31848 | CHEM V01 | 27 | 1/6 | 5/19 | T R | 0730 | 1020 | Kobayashi, Joy M. | 6 WC |
| 32311 | CHEM V01 | 27 | 1/6 | 5/19 | M W | 0730 | 1020 | Blake, Nicholas P. | 6 WC |
| 31852 | CHEM V01 | 28 | 1/6 | 5/19 | T R | 1030 | 1320 | Kobayashi, Joy M. | 6 WC |
| 31843 | CHEM V01 | 21 | 1/6 | 5/19 | M W | 1030 | 1320 | STAFF | 6 WC |
| 32953 | CHEM V01B | 27 | 1/6 | 5/19 | T R | 1330 | 1620 | Blake, Nicholas P. | 6 WC |
| 31863 | CHEM V01 | 26 | 1/6 | 5/19 | M W | 1330 | 1620 | Kobayashi, Joy M. | 6 WC |

| | | | | |
|----------------------------|-----------|----------------------|--------------|--------------------------|
| Utilization % Color Codes: | Red < 25% | Blue < 50% | Green < 90% | Gold >= 90% |
| Capacity: | 24 | Students (Banner) | Description: | Sciences and Mathematics |
| Stations: | 28 | Students (Fusion) | Division: | |
| Max Student Hrs: | 1,680 | Capacity * 70 Hrs/Wk | Room Use: | 210 Class Lab |
| Use Factor: | 53 | Hrs/Week | Size: | 1,584 Sq. Feet |
| Occ Factor: | 16 | Students/Hr | TOP Code: | 190500 |
| State Benchmark: | 848 | Student Hours/Wk | TOP Title: | Chemistry, General |

Number of Students by Time and Day

| Time | Mon | Tues | Wed | Thur | Fri | Sat | Week |
|-------------------------------|-----|------|-----|------|-----|-----|-------|
| 0700 | 0 | 0 | 0 | 0 | 0 | 0 | 0 |
| 0730 | 25 | 24 | 25 | 24 | 0 | 0 | 98 |
| 0800 | 25 | 24 | 25 | 24 | 0 | 0 | 98 |
| 0830 | 25 | 24 | 25 | 24 | 0 | 0 | 98 |
| 0900 | 25 | 24 | 25 | 24 | 0 | 0 | 98 |
| 0930 | 25 | 24 | 25 | 24 | 0 | 0 | 98 |
| 1000 | 25 | 24 | 25 | 24 | 0 | 0 | 98 |
| 1030 | 0 | 25 | 0 | 25 | 0 | 0 | 50 |
| 1100 | 0 | 25 | 0 | 25 | 0 | 0 | 50 |
| 1130 | 0 | 25 | 0 | 25 | 0 | 0 | 50 |
| 1200 | 0 | 25 | 0 | 25 | 0 | 0 | 50 |
| 1230 | 0 | 25 | 0 | 25 | 0 | 0 | 50 |
| 1300 | 0 | 25 | 0 | 25 | 0 | 0 | 50 |
| 1330 | 27 | 25 | 27 | 25 | 0 | 0 | 104 |
| 1400 | 27 | 25 | 27 | 25 | 0 | 0 | 104 |
| 1430 | 27 | 25 | 27 | 25 | 0 | 0 | 104 |
| 1500 | 27 | 25 | 27 | 25 | 0 | 0 | 104 |
| 1530 | 27 | 25 | 27 | 25 | 0 | 0 | 104 |
| 1600 | 27 | 25 | 27 | 25 | 0 | 0 | 104 |
| 1630 | 0 | 0 | 0 | 0 | 0 | 0 | 0 |
| 1700 | 0 | 0 | 0 | 0 | 0 | 0 | 0 |
| 1730 | 0 | 0 | 0 | 0 | 0 | 0 | 0 |
| 1800 | 0 | 0 | 0 | 0 | 0 | 0 | 0 |
| 1830 | 0 | 0 | 0 | 0 | 0 | 0 | 0 |
| 1900 | 0 | 26 | 0 | 26 | 0 | 0 | 52 |
| 1930 | 0 | 26 | 0 | 26 | 0 | 0 | 52 |
| 2000 | 0 | 26 | 0 | 26 | 0 | 0 | 52 |
| 2030 | 0 | 26 | 0 | 26 | 0 | 0 | 52 |
| 2100 | 0 | 26 | 0 | 26 | 0 | 0 | 52 |
| 2130 | 0 | 26 | 0 | 26 | 0 | 0 | 52 |
| Total Student Seat 1/2 Hours: | 312 | 600 | 312 | 600 | 0 | 0 | 1,824 |
| Total Student Seat Hours: | 156 | 300 | 156 | 300 | 0 | 0 | 912 |
| % Max Student Hrs: | 46% | 89% | 46% | 89% | 0% | 0% | 54% |
| % State Benchmark: | 92% | 177% | 92% | 177% | 0% | 0% | 108% |

| CRN | Course | Enroll | Dates | Days | BTime | ETime | Instructor | Hrs | Type |
|-------|----------|--------|------------|------|-------|-------|----------------------|-----|------|
| 70230 | CHEM V01 | 24 | 8/19 12/18 | T R | 0730 | 1020 | Kobayashi, Joy M. | 6 | WC |
| 72058 | CHEM V01 | 25 | 8/19 12/18 | M W | 0730 | 1020 | Blake, Nicholas P. | 6 | WC |
| 70237 | CHEM V01 | 25 | 8/19 12/18 | T R | 1030 | 1320 | De Haan, Adriana L. | 6 | WC |
| 71906 | CHEM V01 | 25 | 8/19 12/18 | T R | 1330 | 1620 | Khodagholian, Sevana | 6 | WC |
| 70236 | CHEM V01 | 27 | 8/19 12/18 | M W | 1330 | 1620 | Kobayashi, Joy M. | 6 | WC |
| 70238 | CHEM V01 | 26 | 8/19 12/18 | T R | 1900 | 2150 | Blake, Nicholas P. | 6 | WC |

| | | | | |
|----------------------------|-----------|----------------------|--------------|--------------------------|
| Utilization % Color Codes: | Red < 25% | Blue < 50% | Green < 90% | Gold >= 90% |
| Capacity: | 24 | Students (Banner) | Description: | Sciences and Mathematics |
| Stations: | 28 | Students (Fusion) | Division: | |
| Max Student Hrs: | 1,680 | Capacity * 70 Hrs/Wk | Room Use: | 210 Class Lab |
| Use Factor: | 53 | Hrs/Week | Size: | 1,584 Sq. Feet |
| Occ Factor: | 16 | Students/Hr | TOP Code: | 190500 |
| State Benchmark: | 848 | Student Hours/Wk | TOP Title: | Chemistry, General |

Number of Students by Time and Day

| Time | Mon | Tues | Wed | Thur | Fri | Sat | Week |
|-------------------------------|-----|------|-----|------|-----|-----|------|
| 0700 | 0 | 0 | 0 | 0 | 0 | 0 | 0 |
| 0730 | 0 | 0 | 0 | 0 | 0 | 0 | 0 |
| 0800 | 0 | 0 | 0 | 0 | 0 | 0 | 0 |
| 0830 | 0 | 0 | 0 | 0 | 0 | 0 | 0 |
| 0900 | 0 | 0 | 0 | 0 | 0 | 0 | 0 |
| 0930 | 0 | 0 | 0 | 0 | 0 | 0 | 0 |
| 1000 | 0 | 0 | 0 | 0 | 0 | 0 | 0 |
| 1030 | 29 | 29 | 29 | 29 | 0 | 0 | 116 |
| 1100 | 29 | 29 | 29 | 29 | 0 | 0 | 116 |
| 1130 | 29 | 29 | 29 | 29 | 0 | 0 | 116 |
| 1200 | 29 | 29 | 29 | 29 | 0 | 0 | 116 |
| 1230 | 29 | 29 | 29 | 29 | 0 | 0 | 116 |
| 1300 | 29 | 29 | 29 | 29 | 0 | 0 | 116 |
| 1330 | 29 | 29 | 29 | 29 | 0 | 0 | 116 |
| 1400 | 29 | 29 | 29 | 29 | 0 | 0 | 116 |
| 1430 | 0 | 0 | 0 | 0 | 0 | 0 | 0 |
| 1500 | 0 | 0 | 0 | 0 | 0 | 0 | 0 |
| 1530 | 0 | 0 | 0 | 0 | 0 | 0 | 0 |
| 1600 | 0 | 0 | 0 | 0 | 0 | 0 | 0 |
| 1630 | 0 | 0 | 0 | 0 | 0 | 0 | 0 |
| 1700 | 0 | 0 | 0 | 0 | 0 | 0 | 0 |
| 1730 | 0 | 0 | 0 | 0 | 0 | 0 | 0 |
| 1800 | 0 | 0 | 0 | 0 | 0 | 0 | 0 |
| 1830 | 0 | 0 | 0 | 0 | 0 | 0 | 0 |
| 1900 | 0 | 0 | 0 | 0 | 0 | 0 | 0 |
| 1930 | 0 | 0 | 0 | 0 | 0 | 0 | 0 |
| 2000 | 0 | 0 | 0 | 0 | 0 | 0 | 0 |
| 2030 | 0 | 0 | 0 | 0 | 0 | 0 | 0 |
| 2100 | 0 | 0 | 0 | 0 | 0 | 0 | 0 |
| 2130 | 0 | 0 | 0 | 0 | 0 | 0 | 0 |
| Total Student Seat 1/2 Hours: | 232 | 232 | 232 | 232 | 0 | 0 | 928 |
| Total Student Seat Hours: | 116 | 116 | 116 | 116 | 0 | 0 | 464 |
| % Max Student Hrs: | 35% | 35% | 35% | 35% | 0% | 0% | 28% |
| % State Benchmark: | 68% | 68% | 68% | 68% | 0% | 0% | 55% |

| CRN | Course | Enroll | Dates | Days | BTime | ETime | Instructor | Hrs | Type |
|-------|----------|--------|-------|------|-------|-------|------------|-------------------|-------|
| 50846 | CHEM V01 | 29 | 6/17 | 7/29 | MTWR | 1030 | 1420 | Selzler, James J. | 16 DC |

| | | | | |
|----------------------------|-----------|----------------------|--------------|--------------------------|
| Utilization % Color Codes: | Red < 25% | Blue < 50% | Green < 90% | Gold >= 90% |
| Capacity: | 24 | Students (Banner) | Description: | Sciences and Mathematics |
| Stations: | 28 | Students (Fusion) | Division: | |
| Max Student Hrs: | 1,680 | Capacity * 70 Hrs/Wk | Room Use: | 210 Class Lab |
| Use Factor: | 53 | Hrs/Week | Size: | 1,584 Sq. Feet |
| Occ Factor: | 16 | Students/Hr | TOP Code: | 190500 |
| State Benchmark: | 848 | Student Hours/Wk | TOP Title: | Chemistry, General |

Number of Students by Time and Day

| Time | Mon | Tues | Wed | Thur | Fri | Sat | Week |
|-------------------------------|------|------|------|------|-----|-----|-------|
| 0700 | 0 | 0 | 0 | 0 | 0 | 0 | 0 |
| 0730 | 0 | 0 | 0 | 0 | 0 | 0 | 0 |
| 0800 | 0 | 0 | 0 | 0 | 0 | 0 | 0 |
| 0830 | 0 | 0 | 0 | 0 | 0 | 0 | 0 |
| 0900 | 0 | 0 | 0 | 0 | 0 | 0 | 0 |
| 0930 | 0 | 0 | 0 | 0 | 0 | 0 | 0 |
| 1000 | 0 | 0 | 0 | 0 | 0 | 0 | 0 |
| 1030 | 27 | 30 | 26 | 28 | 0 | 0 | 111 |
| 1100 | 27 | 30 | 26 | 28 | 0 | 0 | 111 |
| 1130 | 27 | 30 | 26 | 28 | 0 | 0 | 111 |
| 1200 | 27 | 30 | 26 | 28 | 0 | 0 | 111 |
| 1230 | 27 | 30 | 26 | 28 | 0 | 0 | 111 |
| 1300 | 27 | 30 | 26 | 28 | 0 | 0 | 111 |
| 1330 | 28 | 24 | 26 | 0 | 0 | 0 | 78 |
| 1400 | 28 | 24 | 26 | 0 | 0 | 0 | 78 |
| 1430 | 28 | 24 | 26 | 0 | 0 | 0 | 78 |
| 1500 | 28 | 24 | 26 | 0 | 0 | 0 | 78 |
| 1530 | 28 | 24 | 26 | 0 | 0 | 0 | 78 |
| 1600 | 28 | 24 | 26 | 0 | 0 | 0 | 78 |
| 1630 | 0 | 0 | 0 | 0 | 0 | 0 | 0 |
| 1700 | 0 | 0 | 0 | 0 | 0 | 0 | 0 |
| 1730 | 0 | 0 | 0 | 0 | 0 | 0 | 0 |
| 1800 | 0 | 0 | 0 | 0 | 0 | 0 | 0 |
| 1830 | 0 | 0 | 0 | 0 | 0 | 0 | 0 |
| 1900 | 29 | 23 | 29 | 20 | 0 | 0 | 101 |
| 1930 | 29 | 23 | 29 | 20 | 0 | 0 | 101 |
| 2000 | 29 | 23 | 29 | 20 | 0 | 0 | 101 |
| 2030 | 29 | 23 | 29 | 20 | 0 | 0 | 101 |
| 2100 | 29 | 23 | 29 | 20 | 0 | 0 | 101 |
| 2130 | 29 | 23 | 29 | 20 | 0 | 0 | 101 |
| Total Student Seat 1/2 Hours: | 504 | 462 | 486 | 288 | 0 | 0 | 1,740 |
| Total Student Seat Hours: | 252 | 231 | 243 | 144 | 0 | 0 | 870 |
| % Max Student Hrs: | 75% | 69% | 72% | 43% | 0% | 0% | 52% |
| % State Benchmark: | 149% | 136% | 143% | 85% | 0% | 0% | 103% |

| CRN | Course | Enroll | Dates | Days | BTime | ETime | Instructor | Hrs | Type |
|-------|-----------|--------|----------|------|-------|-------|---------------------|-----|------|
| 32191 | CHEM V20L | 28 | 1/6 5/19 | R | 1030 | 1320 | De Haan, Adriana L. | 3 | WC |
| 32154 | CHEM V30L | 26 | 1/6 5/19 | W | 1030 | 1320 | Selzler, James J. | 3 | WC |
| 31102 | CHEM V20L | 30 | 1/6 5/19 | T | 1030 | 1320 | De Haan, Adriana L. | 3 | WC |
| 32149 | CHEM V30L | 27 | 1/6 5/19 | M | 1030 | 1320 | Selzler, James J. | 3 | WC |
| 32126 | CHEM V20L | 26 | 1/6 5/19 | W | 1330 | 1620 | STAFF | 3 | WC |
| 32153 | CHEM V30L | 24 | 1/6 5/19 | T | 1330 | 1620 | Flesher, Robert J. | 3 | WC |
| 30878 | CHEM V20L | 28 | 1/6 5/19 | M | 1330 | 1620 | STAFF | 3 | WC |
| 32161 | CHEM V30L | 20 | 1/6 5/19 | R | 1900 | 2150 | Fickel, Theodore | 3 | WC |
| 37767 | CHEM V20L | 29 | 1/6 5/19 | W | 1900 | 2150 | Wright, Carl | 3 | WC |
| 32160 | CHEM V30L | 23 | 1/6 5/19 | T | 1900 | 2150 | Fickel, Theodore | 3 | WC |
| 32197 | CHEM V20L | 29 | 1/6 5/19 | M | 1900 | 2150 | Wright, Carl | 3 | WC |

| | | | | |
|----------------------------|-----------|----------------------|--------------|--------------------------|
| Utilization % Color Codes: | Red < 25% | Blue < 50% | Green < 90% | Gold >= 90% |
| Capacity: | 24 | Students (Banner) | Description: | Sciences and Mathematics |
| Stations: | 28 | Students (Fusion) | Division: | |
| Max Student Hrs: | 1,680 | Capacity * 70 Hrs/Wk | Room Use: | 210 Class Lab |
| Use Factor: | 53 | Hrs/Week | Size: | 1,584 Sq. Feet |
| Occ Factor: | 16 | Students/Hr | TOP Code: | 190500 |
| State Benchmark: | 848 | Student Hours/Wk | TOP Title: | Chemistry, General |

Number of Students by Time and Day

| Time | Mon | Tues | Wed | Thur | Fri | Sat | Week |
|-------------------------------|------|------|-----|------|-----|-----|-------|
| 0700 | 0 | 0 | 0 | 0 | 0 | 0 | 0 |
| 0730 | 0 | 0 | 0 | 0 | 0 | 0 | 0 |
| 0800 | 0 | 0 | 0 | 0 | 0 | 0 | 0 |
| 0830 | 0 | 0 | 0 | 0 | 0 | 0 | 0 |
| 0900 | 0 | 0 | 0 | 0 | 0 | 0 | 0 |
| 0930 | 0 | 0 | 0 | 0 | 0 | 0 | 0 |
| 1000 | 0 | 0 | 0 | 0 | 0 | 0 | 0 |
| 1030 | 29 | 28 | 28 | 29 | 0 | 0 | 114 |
| 1100 | 29 | 28 | 28 | 29 | 0 | 0 | 114 |
| 1130 | 29 | 28 | 28 | 29 | 0 | 0 | 114 |
| 1200 | 29 | 28 | 28 | 29 | 0 | 0 | 114 |
| 1230 | 29 | 28 | 28 | 29 | 0 | 0 | 114 |
| 1300 | 29 | 28 | 28 | 29 | 0 | 0 | 114 |
| 1330 | 24 | 18 | 0 | 14 | 0 | 0 | 56 |
| 1400 | 24 | 18 | 0 | 14 | 0 | 0 | 56 |
| 1430 | 24 | 18 | 0 | 14 | 0 | 0 | 56 |
| 1500 | 24 | 18 | 0 | 14 | 0 | 0 | 56 |
| 1530 | 24 | 18 | 0 | 14 | 0 | 0 | 56 |
| 1600 | 24 | 18 | 0 | 14 | 0 | 0 | 56 |
| 1630 | 0 | 0 | 0 | 0 | 0 | 0 | 0 |
| 1700 | 0 | 0 | 0 | 0 | 0 | 0 | 0 |
| 1730 | 0 | 0 | 0 | 0 | 0 | 0 | 0 |
| 1800 | 0 | 0 | 0 | 0 | 0 | 0 | 0 |
| 1830 | 0 | 0 | 0 | 0 | 0 | 0 | 0 |
| 1900 | 26 | 18 | 27 | 14 | 0 | 0 | 85 |
| 1930 | 26 | 18 | 27 | 14 | 0 | 0 | 85 |
| 2000 | 26 | 18 | 27 | 14 | 0 | 0 | 85 |
| 2030 | 26 | 18 | 27 | 14 | 0 | 0 | 85 |
| 2100 | 26 | 18 | 27 | 14 | 0 | 0 | 85 |
| 2130 | 26 | 18 | 27 | 14 | 0 | 0 | 85 |
| Total Student Seat 1/2 Hours: | 474 | 384 | 330 | 342 | 0 | 0 | 1,530 |
| Total Student Seat Hours: | 237 | 192 | 165 | 171 | 0 | 0 | 765 |
| % Max Student Hrs: | 71% | 57% | 49% | 51% | 0% | 0% | 46% |
| % State Benchmark: | 140% | 113% | 97% | 101% | 0% | 0% | 90% |

| CRN | Course | Enroll | Dates | Days | BTime | ETime | Instructor | Hrs | Type |
|-------|-----------|--------|------------|------|-------|-------|--------------------|-----|------|
| 72050 | CHEM V20L | 29 | 8/19 12/18 | R | 1030 | 1320 | Rose, Malia L. | 3 | WC |
| 72148 | CHEM V30L | 28 | 8/19 12/18 | W | 1030 | 1320 | Selzler, James J. | 3 | WC |
| 70249 | CHEM V20L | 28 | 8/19 12/18 | T | 1030 | 1320 | Rose, Malia L. | 3 | WC |
| 72144 | CHEM V30L | 29 | 8/19 12/18 | M | 1030 | 1320 | Selzler, James J. | 3 | WC |
| 70963 | CHEM V20L | 14 | 8/19 12/18 | R | 1330 | 1620 | Blake, Nicholas P. | 3 | WC |
| 72145 | CHEM V30L | 18 | 8/19 12/18 | T | 1330 | 1620 | Kobayashi, Joy M. | 3 | WC |
| 72625 | CHEM V20L | 24 | 8/19 12/18 | M | 1330 | 1620 | Flesher, Robert J. | 3 | WC |
| 72149 | CHEM V30L | 14 | 8/19 12/18 | R | 1900 | 2150 | Fickel, Theodore | 3 | WC |
| 70267 | CHEM V20L | 27 | 8/19 12/18 | W | 1900 | 2150 | Wright, Carl | 3 | WC |
| 72150 | CHEM V30L | 18 | 8/19 12/18 | T | 1900 | 2150 | Fickel, Theodore | 3 | WC |
| 70248 | CHEM V20L | 26 | 8/19 12/18 | M | 1900 | 2150 | Wright, Carl | 3 | WC |

| | | | | |
|----------------------------|-----------|----------------------|--------------|--------------------------|
| Utilization % Color Codes: | Red < 25% | Blue < 50% | Green < 90% | Gold >= 90% |
| Capacity: | 24 | Students (Banner) | Description: | Sciences and Mathematics |
| Stations: | 28 | Students (Fusion) | Division: | |
| Max Student Hrs: | 1,680 | Capacity * 70 Hrs/Wk | Room Use: | 210 Class Lab |
| Use Factor: | 53 | Hrs/Week | Size: | 1,584 Sq. Feet |
| Occ Factor: | 16 | Students/Hr | TOP Code: | 190500 |
| State Benchmark: | 848 | Student Hours/Wk | TOP Title: | Chemistry, General |

Number of Students by Time and Day

| Time | Mon | Tues | Wed | Thur | Fri | Sat | Week |
|-------------------------------|-----|------|-----|------|-----|-----|------|
| 0700 | 0 | 0 | 0 | 0 | 0 | 0 | 0 |
| 0730 | 0 | 0 | 0 | 0 | 0 | 0 | 0 |
| 0800 | 0 | 0 | 0 | 0 | 0 | 0 | 0 |
| 0830 | 0 | 0 | 0 | 0 | 0 | 0 | 0 |
| 0900 | 0 | 0 | 0 | 0 | 0 | 0 | 0 |
| 0930 | 0 | 0 | 0 | 0 | 0 | 0 | 0 |
| 1000 | 0 | 0 | 0 | 0 | 0 | 0 | 0 |
| 1030 | 26 | 28 | 26 | 28 | 0 | 0 | 108 |
| 1100 | 26 | 28 | 26 | 28 | 0 | 0 | 108 |
| 1130 | 26 | 28 | 26 | 28 | 0 | 0 | 108 |
| 1200 | 26 | 28 | 26 | 28 | 0 | 0 | 108 |
| 1230 | 26 | 28 | 26 | 28 | 0 | 0 | 108 |
| 1300 | 26 | 28 | 26 | 28 | 0 | 0 | 108 |
| 1330 | 26 | 28 | 26 | 28 | 0 | 0 | 108 |
| 1400 | 26 | 28 | 26 | 28 | 0 | 0 | 108 |
| 1430 | 0 | 0 | 0 | 0 | 0 | 0 | 0 |
| 1500 | 0 | 0 | 0 | 0 | 0 | 0 | 0 |
| 1530 | 0 | 0 | 0 | 0 | 0 | 0 | 0 |
| 1600 | 0 | 0 | 0 | 0 | 0 | 0 | 0 |
| 1630 | 0 | 0 | 0 | 0 | 0 | 0 | 0 |
| 1700 | 0 | 0 | 0 | 0 | 0 | 0 | 0 |
| 1730 | 0 | 0 | 0 | 0 | 0 | 0 | 0 |
| 1800 | 0 | 0 | 0 | 0 | 0 | 0 | 0 |
| 1830 | 0 | 0 | 0 | 0 | 0 | 0 | 0 |
| 1900 | 0 | 0 | 0 | 0 | 0 | 0 | 0 |
| 1930 | 0 | 0 | 0 | 0 | 0 | 0 | 0 |
| 2000 | 0 | 0 | 0 | 0 | 0 | 0 | 0 |
| 2030 | 0 | 0 | 0 | 0 | 0 | 0 | 0 |
| 2100 | 0 | 0 | 0 | 0 | 0 | 0 | 0 |
| 2130 | 0 | 0 | 0 | 0 | 0 | 0 | 0 |
| Total Student Seat 1/2 Hours: | 208 | 224 | 208 | 224 | 0 | 0 | 864 |
| Total Student Seat Hours: | 104 | 112 | 104 | 112 | 0 | 0 | 432 |
| % Max Student Hrs: | 31% | 33% | 31% | 33% | 0% | 0% | 26% |
| % State Benchmark: | 61% | 66% | 61% | 66% | 0% | 0% | 51% |

| CRN | Course | Enroll | Dates | Days | BTime | ETime | Instructor | Hrs | Type |
|-------|-----------|--------|-------|------|-------|-------|------------|--------------------|------|
| 50849 | CHEM V20L | 28 | 6/17 | 7/30 | T R | 1030 | 1420 | Flesher, Robert J. | 8 DC |
| 50848 | CHEM V20L | 26 | 6/17 | 7/24 | M W | 1030 | 1420 | Flesher, Robert J. | 8 DC |

| | | | | |
|----------------------------|-----------|----------------------|--------------|--------------------------|
| Utilization % Color Codes: | Red < 25% | Blue < 50% | Green < 90% | Gold >= 90% |
| Capacity: | 24 | Students (Banner) | Description: | Sciences and Mathematics |
| Stations: | 28 | Students (Fusion) | Division: | |
| Max Student Hrs: | 1,680 | Capacity * 70 Hrs/Wk | Room Use: | 210 Class Lab |
| Use Factor: | 53 | Hrs/Week | Size: | 1,584 Sq. Feet |
| Occ Factor: | 16 | Students/Hr | TOP Code: | 190500 |
| State Benchmark: | 848 | Student Hours/Wk | TOP Title: | Chemistry, General |

Number of Students by Time and Day

| Time | Mon | Tues | Wed | Thur | Fri | Sat | Week |
|-------------------------------|-----|------|-----|------|-----|-----|------|
| 0700 | 0 | 0 | 0 | 0 | 0 | 0 | 0 |
| 0730 | 0 | 19 | 0 | 19 | 0 | 0 | 38 |
| 0800 | 0 | 19 | 0 | 19 | 0 | 0 | 38 |
| 0830 | 0 | 19 | 0 | 19 | 0 | 0 | 38 |
| 0900 | 0 | 19 | 0 | 19 | 0 | 0 | 38 |
| 0930 | 0 | 19 | 0 | 19 | 0 | 0 | 38 |
| 1000 | 0 | 19 | 0 | 19 | 0 | 0 | 38 |
| 1030 | 0 | 0 | 0 | 0 | 0 | 0 | 0 |
| 1100 | 0 | 0 | 0 | 0 | 0 | 0 | 0 |
| 1130 | 19 | 0 | 19 | 0 | 0 | 0 | 38 |
| 1200 | 19 | 0 | 19 | 0 | 0 | 0 | 38 |
| 1230 | 19 | 0 | 19 | 0 | 0 | 0 | 38 |
| 1300 | 19 | 0 | 19 | 0 | 0 | 0 | 38 |
| 1330 | 19 | 0 | 19 | 0 | 0 | 0 | 38 |
| 1400 | 19 | 0 | 19 | 0 | 0 | 0 | 38 |
| 1430 | 0 | 0 | 0 | 0 | 0 | 0 | 0 |
| 1500 | 0 | 0 | 0 | 0 | 0 | 0 | 0 |
| 1530 | 0 | 0 | 0 | 0 | 0 | 0 | 0 |
| 1600 | 0 | 0 | 0 | 0 | 0 | 0 | 0 |
| 1630 | 0 | 0 | 0 | 0 | 0 | 0 | 0 |
| 1700 | 0 | 0 | 0 | 0 | 0 | 0 | 0 |
| 1730 | 0 | 0 | 0 | 0 | 0 | 0 | 0 |
| 1800 | 0 | 0 | 0 | 0 | 0 | 0 | 0 |
| 1830 | 0 | 0 | 0 | 0 | 0 | 0 | 0 |
| 1900 | 0 | 0 | 0 | 0 | 0 | 0 | 0 |
| 1930 | 0 | 0 | 0 | 0 | 0 | 0 | 0 |
| 2000 | 0 | 0 | 0 | 0 | 0 | 0 | 0 |
| 2030 | 0 | 0 | 0 | 0 | 0 | 0 | 0 |
| 2100 | 0 | 0 | 0 | 0 | 0 | 0 | 0 |
| 2130 | 0 | 0 | 0 | 0 | 0 | 0 | 0 |
| Total Student Seat 1/2 Hours: | 114 | 114 | 114 | 114 | 0 | 0 | 456 |
| Total Student Seat Hours: | 57 | 57 | 57 | 57 | 0 | 0 | 228 |
| % Max Student Hrs: | 17% | 17% | 17% | 17% | 0% | 0% | 14% |
| % State Benchmark: | 34% | 34% | 34% | 34% | 0% | 0% | 27% |

| CRN | Course | Enroll | Dates | Days | BTime | ETime | Instructor | Hrs | Type |
|-------|-----------|--------|-------|------|-------|-------|------------|-----------------------|------|
| 31920 | CHEM V12B | 19 | 1/6 | 5/19 | T R | 0730 | 1020 | Hagerman, Michelle C. | 6 WC |
| 30485 | CHEM V12B | 19 | 1/6 | 5/19 | M W | 1130 | 1420 | Hagerman, Michelle C. | 6 WC |

| | | | | |
|----------------------------|-----------|----------------------|--------------|--------------------------|
| Utilization % Color Codes: | Red < 25% | Blue < 50% | Green < 90% | Gold >= 90% |
| Capacity: | 24 | Students (Banner) | Description: | Sciences and Mathematics |
| Stations: | 28 | Students (Fusion) | Division: | |
| Max Student Hrs: | 1,680 | Capacity * 70 Hrs/Wk | Room Use: | 210 Class Lab |
| Use Factor: | 53 | Hrs/Week | Size: | 1,584 Sq. Feet |
| Occ Factor: | 16 | Students/Hr | TOP Code: | 190500 |
| State Benchmark: | 848 | Student Hours/Wk | TOP Title: | Chemistry, General |

Number of Students by Time and Day

| Time | Mon | Tues | Wed | Thur | Fri | Sat | Week |
|-------------------------------|-----|------|-----|------|-----|-----|------|
| 0700 | 0 | 0 | 0 | 0 | 0 | 0 | 0 |
| 0730 | 0 | 18 | 0 | 18 | 0 | 0 | 36 |
| 0800 | 0 | 18 | 0 | 18 | 0 | 0 | 36 |
| 0830 | 0 | 18 | 0 | 18 | 0 | 0 | 36 |
| 0900 | 0 | 18 | 0 | 18 | 0 | 0 | 36 |
| 0930 | 0 | 18 | 0 | 18 | 0 | 0 | 36 |
| 1000 | 0 | 18 | 0 | 18 | 0 | 0 | 36 |
| 1030 | 0 | 0 | 0 | 0 | 0 | 0 | 0 |
| 1100 | 0 | 0 | 0 | 0 | 0 | 0 | 0 |
| 1130 | 21 | 0 | 21 | 0 | 0 | 0 | 42 |
| 1200 | 21 | 0 | 21 | 0 | 0 | 0 | 42 |
| 1230 | 21 | 0 | 21 | 0 | 0 | 0 | 42 |
| 1300 | 21 | 0 | 21 | 0 | 0 | 0 | 42 |
| 1330 | 21 | 0 | 21 | 0 | 0 | 0 | 42 |
| 1400 | 21 | 0 | 21 | 0 | 0 | 0 | 42 |
| 1430 | 0 | 0 | 0 | 0 | 0 | 0 | 0 |
| 1500 | 0 | 0 | 0 | 0 | 0 | 0 | 0 |
| 1530 | 0 | 0 | 0 | 0 | 0 | 0 | 0 |
| 1600 | 0 | 0 | 0 | 0 | 0 | 0 | 0 |
| 1630 | 0 | 0 | 0 | 0 | 0 | 0 | 0 |
| 1700 | 0 | 0 | 0 | 0 | 0 | 0 | 0 |
| 1730 | 0 | 0 | 0 | 0 | 0 | 0 | 0 |
| 1800 | 0 | 0 | 0 | 0 | 0 | 0 | 0 |
| 1830 | 0 | 0 | 0 | 0 | 0 | 0 | 0 |
| 1900 | 0 | 0 | 0 | 0 | 0 | 0 | 0 |
| 1930 | 0 | 0 | 0 | 0 | 0 | 0 | 0 |
| 2000 | 0 | 0 | 0 | 0 | 0 | 0 | 0 |
| 2030 | 0 | 0 | 0 | 0 | 0 | 0 | 0 |
| 2100 | 0 | 0 | 0 | 0 | 0 | 0 | 0 |
| 2130 | 0 | 0 | 0 | 0 | 0 | 0 | 0 |
| Total Student Seat 1/2 Hours: | 126 | 108 | 126 | 108 | 0 | 0 | 468 |
| Total Student Seat Hours: | 63 | 54 | 63 | 54 | 0 | 0 | 234 |
| % Max Student Hrs: | 19% | 16% | 19% | 16% | 0% | 0% | 14% |
| % State Benchmark: | 37% | 32% | 37% | 32% | 0% | 0% | 28% |

| CRN | Course | Enroll | Dates | Days | BTime | ETime | Instructor | Hrs | Type |
|-------|----------|--------|------------|------|-------|-------|----------------|-----|------|
| 76077 | CHEM V12 | 18 | 8/19 12/18 | T R | 0730 | 1020 | Rose, Malia L. | 6 | WC |
| 71730 | CHEM V12 | 21 | 8/19 12/18 | M W | 1130 | 1420 | Rose, Malia L. | 6 | WC |

| | | | | |
|----------------------------|-----------|----------------------|--------------|--------------------------|
| Utilization % Color Codes: | Red < 25% | Blue < 50% | Green < 90% | Gold >= 90% |
| Capacity: | 24 | Students (Banner) | Description: | Sciences and Mathematics |
| Stations: | | Students (Fusion) | Division: | |
| Max Student Hrs: | 1,680 | Capacity * 70 Hrs/Wk | Room Use: | 215 Class Lab Service |
| Use Factor: | 53 | Hrs/Week | Size: | 135 Sq. Feet |
| Occ Factor: | 16 | Students/Hr | TOP Code: | 190500 |
| State Benchmark: | 848 | Student Hours/Wk | TOP Title: | Chemistry, General |

Number of Students by Time and Day

| Time | Mon | Tues | Wed | Thur | Fri | Sat | Week |
|-------------------------------|-----|------|-----|------|-----|-----|-------|
| 0700 | 0 | 0 | 0 | 0 | 0 | 0 | 0 |
| 0730 | 0 | 0 | 0 | 0 | 0 | 0 | 0 |
| 0800 | 0 | 0 | 0 | 0 | 0 | 0 | 0 |
| 0830 | 18 | 28 | 18 | 28 | 0 | 0 | 92 |
| 0900 | 18 | 28 | 18 | 28 | 0 | 0 | 92 |
| 0930 | 18 | 28 | 18 | 28 | 0 | 0 | 92 |
| 1000 | 18 | 28 | 18 | 28 | 0 | 0 | 92 |
| 1030 | 18 | 28 | 18 | 28 | 0 | 0 | 92 |
| 1100 | 18 | 28 | 18 | 28 | 0 | 0 | 92 |
| 1130 | 0 | 0 | 0 | 0 | 0 | 0 | 0 |
| 1200 | 0 | 0 | 0 | 0 | 0 | 0 | 0 |
| 1230 | 0 | 0 | 0 | 0 | 0 | 0 | 0 |
| 1300 | 0 | 0 | 0 | 0 | 0 | 0 | 0 |
| 1330 | 17 | 25 | 17 | 25 | 0 | 0 | 84 |
| 1400 | 17 | 25 | 17 | 25 | 0 | 0 | 84 |
| 1430 | 17 | 25 | 17 | 25 | 0 | 0 | 84 |
| 1500 | 17 | 25 | 17 | 25 | 0 | 0 | 84 |
| 1530 | 17 | 25 | 17 | 25 | 0 | 0 | 84 |
| 1600 | 17 | 25 | 17 | 25 | 0 | 0 | 84 |
| 1630 | 0 | 0 | 0 | 0 | 0 | 0 | 0 |
| 1700 | 0 | 0 | 0 | 0 | 0 | 0 | 0 |
| 1730 | 0 | 0 | 0 | 0 | 0 | 0 | 0 |
| 1800 | 0 | 0 | 0 | 0 | 0 | 0 | 0 |
| 1830 | 0 | 0 | 0 | 0 | 0 | 0 | 0 |
| 1900 | 0 | 27 | 0 | 27 | 0 | 0 | 54 |
| 1930 | 0 | 27 | 0 | 27 | 0 | 0 | 54 |
| 2000 | 0 | 27 | 0 | 27 | 0 | 0 | 54 |
| 2030 | 0 | 27 | 0 | 27 | 0 | 0 | 54 |
| 2100 | 0 | 27 | 0 | 27 | 0 | 0 | 54 |
| 2130 | 0 | 27 | 0 | 27 | 0 | 0 | 54 |
| Total Student Seat 1/2 Hours: | 210 | 480 | 210 | 480 | 0 | 0 | 1,380 |
| Total Student Seat Hours: | 105 | 240 | 105 | 240 | 0 | 0 | 690 |
| % Max Student Hrs: | 31% | 71% | 31% | 71% | 0% | 0% | 41% |
| % State Benchmark: | 62% | 142% | 62% | 142% | 0% | 0% | 81% |

| CRN | Course | Enroll | Dates | Days | BTime | ETime | Instructor | Hrs | Type |
|-------|-----------|--------|-------|------|-------|-------|------------|--------------------|------|
| 31578 | CHEM V01B | 28 | 1/6 | 5/19 | T R | 0830 | 1120 | Selzler, James J. | 6 WC |
| 30254 | CHEM V21L | 18 | 1/6 | 5/19 | M W | 0830 | 1120 | Rose, Malia L. | 6 WC |
| 39410 | CHEM V01B | 25 | 1/6 | 5/19 | T R | 1330 | 1620 | Selzler, James J. | 6 WC |
| 32201 | CHEM V21L | 17 | 1/6 | 5/19 | M W | 1330 | 1620 | Rose, Malia L. | 6 WC |
| 31880 | CHEM V01B | 27 | 1/6 | 5/19 | T R | 1900 | 2150 | Flesher, Robert J. | 6 WC |

| | | | | |
|----------------------------|-----------|----------------------|--------------|--------------------------|
| Utilization % Color Codes: | Red < 25% | Blue < 50% | Green < 90% | Gold >= 90% |
| Capacity: | 24 | Students (Banner) | Description: | Sciences and Mathematics |
| Stations: | | Students (Fusion) | Division: | |
| Max Student Hrs: | 1,680 | Capacity * 70 Hrs/Wk | Room Use: | 215 Class Lab Service |
| Use Factor: | 53 | Hrs/Week | Size: | 135 Sq. Feet |
| Occ Factor: | 16 | Students/Hr | TOP Code: | 190500 |
| State Benchmark: | 848 | Student Hours/Wk | TOP Title: | Chemistry, General |

Number of Students by Time and Day

| Time | Mon | Tues | Wed | Thur | Fri | Sat | Week |
|-------------------------------|-----|------|-----|------|-----|-----|-------|
| 0700 | 0 | 0 | 0 | 0 | 0 | 0 | 0 |
| 0730 | 0 | 0 | 0 | 0 | 0 | 0 | 0 |
| 0800 | 0 | 0 | 0 | 0 | 0 | 0 | 0 |
| 0830 | 0 | 27 | 0 | 27 | 0 | 0 | 54 |
| 0900 | 0 | 27 | 0 | 27 | 0 | 0 | 54 |
| 0930 | 0 | 27 | 0 | 27 | 0 | 0 | 54 |
| 1000 | 0 | 27 | 0 | 27 | 0 | 0 | 54 |
| 1030 | 0 | 27 | 0 | 27 | 0 | 0 | 54 |
| 1100 | 0 | 27 | 0 | 27 | 0 | 0 | 54 |
| 1130 | 0 | 0 | 0 | 0 | 0 | 0 | 0 |
| 1200 | 0 | 0 | 0 | 0 | 0 | 0 | 0 |
| 1230 | 17 | 0 | 17 | 0 | 0 | 0 | 34 |
| 1300 | 17 | 0 | 17 | 0 | 0 | 0 | 34 |
| 1330 | 17 | 27 | 17 | 27 | 0 | 0 | 88 |
| 1400 | 17 | 27 | 17 | 27 | 0 | 0 | 88 |
| 1430 | 17 | 27 | 17 | 27 | 0 | 0 | 88 |
| 1500 | 17 | 27 | 17 | 27 | 0 | 0 | 88 |
| 1530 | 0 | 27 | 0 | 27 | 0 | 0 | 54 |
| 1600 | 0 | 27 | 0 | 27 | 0 | 0 | 54 |
| 1630 | 0 | 0 | 0 | 0 | 0 | 0 | 0 |
| 1700 | 0 | 0 | 0 | 0 | 0 | 0 | 0 |
| 1730 | 0 | 0 | 0 | 0 | 0 | 0 | 0 |
| 1800 | 0 | 0 | 0 | 0 | 0 | 0 | 0 |
| 1830 | 0 | 0 | 0 | 0 | 0 | 0 | 0 |
| 1900 | 0 | 29 | 0 | 29 | 0 | 0 | 58 |
| 1930 | 0 | 29 | 0 | 29 | 0 | 0 | 58 |
| 2000 | 0 | 29 | 0 | 29 | 0 | 0 | 58 |
| 2030 | 0 | 29 | 0 | 29 | 0 | 0 | 58 |
| 2100 | 0 | 29 | 0 | 29 | 0 | 0 | 58 |
| 2130 | 0 | 29 | 0 | 29 | 0 | 0 | 58 |
| Total Student Seat 1/2 Hours: | 102 | 498 | 102 | 498 | 0 | 0 | 1,200 |
| Total Student Seat Hours: | 51 | 249 | 51 | 249 | 0 | 0 | 600 |
| % Max Student Hrs: | 15% | 74% | 15% | 74% | 0% | 0% | 36% |
| % State Benchmark: | 30% | 147% | 30% | 147% | 0% | 0% | 71% |

| CRN | Course | Enroll | Dates | Days | BTime | ETime | Instructor | Hrs | Type |
|-------|-----------|--------|------------|------|-------|-------|--------------------|-----|------|
| 75326 | CHEM V01B | 27 | 8/19 12/18 | T R | 0830 | 1120 | Selzler, James J. | 6 | WC |
| 70219 | CHEM V21L | 17 | 8/19 12/18 | M W | 1230 | 1520 | Blake, Nicholas P. | 6 | WC |
| 70961 | CHEM V01B | 27 | 8/19 12/18 | T R | 1330 | 1620 | Selzler, James J. | 6 | WC |
| 71971 | CHEM V01 | 29 | 8/19 12/18 | T R | 1900 | 2150 | Flesher, Robert J. | 6 | WC |

| | | | | |
|----------------------------|-----------|----------------------|--------------|--------------------------|
| Utilization % Color Codes: | Red < 25% | Blue < 50% | Green < 90% | Gold >= 90% |
| Capacity: | 24 | Students (Banner) | Description: | Sciences and Mathematics |
| Stations: | | Students (Fusion) | Division: | |
| Max Student Hrs: | 1,680 | Capacity * 70 Hrs/Wk | Room Use: | 215 Class Lab Service |
| Use Factor: | 53 | Hrs/Week | Size: | 135 Sq. Feet |
| Occ Factor: | 16 | Students/Hr | TOP Code: | 190500 |
| State Benchmark: | 848 | Student Hours/Wk | TOP Title: | Chemistry, General |

Number of Students by Time and Day

| Time | Mon | Tues | Wed | Thur | Fri | Sat | Week |
|-------------------------------|-----|------|-----|------|-----|-----|------|
| 0700 | 0 | 0 | 0 | 0 | 0 | 0 | 0 |
| 0730 | 0 | 0 | 0 | 0 | 0 | 0 | 0 |
| 0800 | 0 | 0 | 0 | 0 | 0 | 0 | 0 |
| 0830 | 0 | 0 | 0 | 0 | 0 | 0 | 0 |
| 0900 | 0 | 0 | 0 | 0 | 0 | 0 | 0 |
| 0930 | 0 | 0 | 0 | 0 | 0 | 0 | 0 |
| 1000 | 0 | 0 | 0 | 0 | 0 | 0 | 0 |
| 1030 | 29 | 29 | 29 | 29 | 0 | 0 | 116 |
| 1100 | 29 | 29 | 29 | 29 | 0 | 0 | 116 |
| 1130 | 29 | 29 | 29 | 29 | 0 | 0 | 116 |
| 1200 | 29 | 29 | 29 | 29 | 0 | 0 | 116 |
| 1230 | 29 | 29 | 29 | 29 | 0 | 0 | 116 |
| 1300 | 29 | 29 | 29 | 29 | 0 | 0 | 116 |
| 1330 | 29 | 29 | 29 | 29 | 0 | 0 | 116 |
| 1400 | 29 | 29 | 29 | 29 | 0 | 0 | 116 |
| 1430 | 0 | 0 | 0 | 0 | 0 | 0 | 0 |
| 1500 | 0 | 0 | 0 | 0 | 0 | 0 | 0 |
| 1530 | 0 | 0 | 0 | 0 | 0 | 0 | 0 |
| 1600 | 0 | 0 | 0 | 0 | 0 | 0 | 0 |
| 1630 | 0 | 0 | 0 | 0 | 0 | 0 | 0 |
| 1700 | 0 | 0 | 0 | 0 | 0 | 0 | 0 |
| 1730 | 0 | 0 | 0 | 0 | 0 | 0 | 0 |
| 1800 | 0 | 0 | 0 | 0 | 0 | 0 | 0 |
| 1830 | 0 | 0 | 0 | 0 | 0 | 0 | 0 |
| 1900 | 0 | 0 | 0 | 0 | 0 | 0 | 0 |
| 1930 | 0 | 0 | 0 | 0 | 0 | 0 | 0 |
| 2000 | 0 | 0 | 0 | 0 | 0 | 0 | 0 |
| 2030 | 0 | 0 | 0 | 0 | 0 | 0 | 0 |
| 2100 | 0 | 0 | 0 | 0 | 0 | 0 | 0 |
| 2130 | 0 | 0 | 0 | 0 | 0 | 0 | 0 |
| Total Student Seat 1/2 Hours: | 232 | 232 | 232 | 232 | 0 | 0 | 928 |
| Total Student Seat Hours: | 116 | 116 | 116 | 116 | 0 | 0 | 464 |
| % Max Student Hrs: | 35% | 35% | 35% | 35% | 0% | 0% | 28% |
| % State Benchmark: | 68% | 68% | 68% | 68% | 0% | 0% | 55% |

| CRN | Course | Enroll | Dates | Days | BTime | ETime | Instructor | Hrs | Type |
|-------|----------|--------|-------|------|-------|-------|------------|------------------|-------|
| 53127 | CHEM V01 | 29 | 6/17 | 7/29 | MTWR | 1030 | 1420 | Fickel, Theodore | 16 DC |

| | | | | |
|----------------------------|-----------|----------------------|--------------|--------------------------|
| Utilization % Color Codes: | Red < 25% | Blue < 50% | Green < 90% | Gold >= 90% |
| Capacity: | 48 | Students (Banner) | Description: | Sciences and Mathematics |
| Stations: | 50 | Students (Fusion) | Division: | |
| Max Student Hrs: | 3,360 | Capacity * 70 Hrs/Wk | Room Use: | 110 Classroom |
| Use Factor: | 53 | Hrs/Week | Size: | 936 Sq. Feet |
| Occ Factor: | 32 | Students/Hr | TOP Code: | 009900 |
| State Benchmark: | 1,696 | Student Hours/Wk | TOP Title: | General Assignment |

Number of Students by Time and Day

| Time | Mon | Tues | Wed | Thur | Fri | Sat | Week |
|-------------------------------|-----|------|-----|------|-----|-----|-------|
| 0700 | 0 | 0 | 0 | 0 | 0 | 0 | 0 |
| 0730 | 0 | 0 | 0 | 0 | 0 | 0 | 0 |
| 0800 | 0 | 36 | 0 | 36 | 0 | 0 | 72 |
| 0830 | 0 | 36 | 0 | 36 | 0 | 0 | 72 |
| 0900 | 0 | 36 | 0 | 36 | 0 | 0 | 72 |
| 0930 | 0 | 36 | 0 | 36 | 0 | 0 | 72 |
| 1000 | 0 | 36 | 0 | 36 | 0 | 0 | 72 |
| 1030 | 31 | 42 | 31 | 42 | 31 | 0 | 177 |
| 1100 | 31 | 42 | 31 | 42 | 31 | 0 | 177 |
| 1130 | 42 | 42 | 42 | 42 | 0 | 0 | 168 |
| 1200 | 42 | 0 | 42 | 0 | 0 | 0 | 84 |
| 1230 | 42 | 40 | 42 | 40 | 0 | 0 | 164 |
| 1300 | 0 | 40 | 0 | 40 | 0 | 0 | 80 |
| 1330 | 0 | 40 | 0 | 40 | 0 | 0 | 80 |
| 1400 | 0 | 0 | 0 | 0 | 0 | 0 | 0 |
| 1430 | 39 | 0 | 39 | 0 | 0 | 0 | 78 |
| 1500 | 39 | 0 | 39 | 0 | 0 | 0 | 78 |
| 1530 | 39 | 0 | 39 | 0 | 0 | 0 | 78 |
| 1600 | 0 | 0 | 0 | 0 | 0 | 0 | 0 |
| 1630 | 0 | 0 | 0 | 0 | 0 | 0 | 0 |
| 1700 | 0 | 0 | 0 | 0 | 0 | 0 | 0 |
| 1730 | 0 | 49 | 0 | 49 | 0 | 0 | 98 |
| 1800 | 0 | 49 | 0 | 49 | 0 | 0 | 98 |
| 1830 | 0 | 49 | 0 | 49 | 0 | 0 | 98 |
| 1900 | 0 | 0 | 0 | 46 | 0 | 0 | 46 |
| 1930 | 0 | 0 | 0 | 46 | 0 | 0 | 46 |
| 2000 | 0 | 0 | 0 | 46 | 0 | 0 | 46 |
| 2030 | 0 | 0 | 0 | 46 | 0 | 0 | 46 |
| 2100 | 0 | 0 | 0 | 46 | 0 | 0 | 46 |
| 2130 | 0 | 0 | 0 | 46 | 0 | 0 | 46 |
| Total Student Seat 1/2 Hours: | 305 | 573 | 305 | 849 | 62 | 0 | 2,094 |
| Total Student Seat Hours: | 153 | 287 | 153 | 425 | 31 | 0 | 1,047 |
| % Max Student Hrs: | 23% | 43% | 23% | 63% | 5% | 0% | 31% |
| % State Benchmark: | 45% | 84% | 45% | 125% | 9% | 0% | 62% |

| CRN | Course | Enroll | Dates | Days | BTime | ETime | Instructor | Hrs | Type | |
|-------|-----------|--------|-------|------|-------|-------|------------|-----------------------|------|----|
| 30848 | MATH V03 | 36 | 1/6 | 5/19 | T R | 0800 | 1015 | Sha, Saliha L. | 5 | WC |
| 32741 | MATH V05 | 42 | 1/6 | 5/19 | T R | 1030 | 1145 | Beard, Michelle A. | 3 | WC |
| 30040 | ECON V01B | 31 | 1/6 | 5/19 | M W F | 1030 | 1120 | Khanjian, Ara | 3 | WC |
| 32199 | CHEM V21 | 42 | 1/6 | 5/19 | M W | 1130 | 1245 | Rose, Malia L. | 3 | WC |
| 32796 | MATH V10 | 40 | 1/6 | 5/19 | T R | 1230 | 1345 | Simhan, Shubhangi V. | 3 | WC |
| 31917 | CHEM V12B | 39 | 1/6 | 5/19 | M W | 1430 | 1545 | Hagerman, Michelle C. | 3 | WC |
| 39702 | CHEM V01B | 49 | 1/6 | 5/19 | T R | 1730 | 1845 | Flesher, Robert J. | 3 | WC |
| 30611 | HIST V08 | 46 | 1/6 | 5/19 | R | 1900 | 2150 | Tracy, Raymond D. | 3 | WC |

| | | | | |
|----------------------------|-----------|----------------------|--------------|--------------------------|
| Utilization % Color Codes: | Red < 25% | Blue < 50% | Green < 90% | Gold >= 90% |
| Capacity: | 48 | Students (Banner) | Description: | Sciences and Mathematics |
| Stations: | 50 | Students (Fusion) | Division: | |
| Max Student Hrs: | 3,360 | Capacity * 70 Hrs/Wk | Room Use: | 110 Classroom |
| Use Factor: | 53 | Hrs/Week | Size: | 936 Sq. Feet |
| Occ Factor: | 32 | Students/Hr | TOP Code: | 009900 |
| State Benchmark: | 1,696 | Student Hours/Wk | TOP Title: | General Assignment |

Number of Students by Time and Day

| Time | Mon | Tues | Wed | Thur | Fri | Sat | Week |
|-------------------------------|-----|------|-----|------|-----|-----|-------|
| 0700 | 0 | 0 | 0 | 0 | 0 | 0 | 0 |
| 0730 | 0 | 0 | 0 | 0 | 0 | 0 | 0 |
| 0800 | 0 | 0 | 0 | 0 | 0 | 0 | 0 |
| 0830 | 0 | 0 | 0 | 0 | 0 | 0 | 0 |
| 0900 | 0 | 0 | 0 | 0 | 0 | 0 | 0 |
| 0930 | 47 | 47 | 47 | 47 | 47 | 0 | 235 |
| 1000 | 47 | 47 | 47 | 47 | 47 | 0 | 235 |
| 1030 | 37 | 52 | 37 | 52 | 37 | 0 | 215 |
| 1100 | 37 | 52 | 37 | 52 | 37 | 0 | 215 |
| 1130 | 0 | 52 | 0 | 52 | 0 | 0 | 104 |
| 1200 | 0 | 0 | 0 | 0 | 0 | 0 | 0 |
| 1230 | 0 | 41 | 0 | 41 | 0 | 0 | 82 |
| 1300 | 0 | 41 | 0 | 41 | 0 | 0 | 82 |
| 1330 | 0 | 41 | 0 | 41 | 0 | 0 | 82 |
| 1400 | 0 | 41 | 0 | 41 | 0 | 0 | 82 |
| 1430 | 45 | 41 | 45 | 41 | 0 | 0 | 172 |
| 1500 | 45 | 0 | 45 | 0 | 0 | 0 | 90 |
| 1530 | 45 | 0 | 45 | 0 | 0 | 0 | 90 |
| 1600 | 0 | 0 | 0 | 0 | 0 | 0 | 0 |
| 1630 | 0 | 0 | 0 | 0 | 0 | 0 | 0 |
| 1700 | 0 | 49 | 0 | 49 | 0 | 0 | 98 |
| 1730 | 0 | 49 | 0 | 49 | 0 | 0 | 98 |
| 1800 | 0 | 49 | 0 | 49 | 0 | 0 | 98 |
| 1830 | 0 | 49 | 0 | 49 | 0 | 0 | 98 |
| 1900 | 0 | 39 | 0 | 0 | 0 | 0 | 39 |
| 1930 | 0 | 39 | 0 | 0 | 0 | 0 | 39 |
| 2000 | 0 | 39 | 0 | 0 | 0 | 0 | 39 |
| 2030 | 0 | 39 | 0 | 0 | 0 | 0 | 39 |
| 2100 | 0 | 39 | 0 | 0 | 0 | 0 | 39 |
| 2130 | 0 | 39 | 0 | 0 | 0 | 0 | 39 |
| Total Student Seat 1/2 Hours: | 303 | 885 | 303 | 651 | 168 | 0 | 2,310 |
| Total Student Seat Hours: | 152 | 443 | 152 | 326 | 84 | 0 | 1,155 |
| % Max Student Hrs: | 23% | 66% | 23% | 48% | 13% | 0% | 34% |
| % State Benchmark: | 45% | 130% | 45% | 96% | 25% | 0% | 68% |

| CRN | Course | Enroll | Dates | Days | BTime | ETime | Instructor | Hrs | Type |
|-------|-----------|--------|------------|-------|-------|-------|---------------------------|-----|------|
| 70340 | MATH V01 | 47 | 8/19 12/18 | MTWRF | 0930 | 1020 | Frederick, Christopher A. | 5 | WC |
| 73733 | HIST V07A | 52 | 8/19 12/18 | T R | 1030 | 1145 | Tracy, Raymond D. | 3 | WC |
| 70438 | MATH V10 | 37 | 8/19 12/18 | M W F | 1030 | 1120 | Frederick, Christopher A. | 3 | WC |
| 71956 | MATH V03 | 41 | 8/19 12/18 | T R | 1230 | 1445 | Morales, Lydia C. | 5 | WC |
| 76076 | CHEM V12 | 45 | 8/19 12/18 | M W | 1430 | 1545 | Rose, Malia L. | 3 | WC |
| 72138 | CHEM V30 | 49 | 8/19 12/18 | T R | 1700 | 1850 | Fickel, Theodore | 4 | WC |
| 70696 | HIST V07B | 39 | 8/19 12/18 | T | 1900 | 2150 | Tracy, Raymond D. | 3 | WC |

| | | | | |
|----------------------------|-----------|----------------------|--------------|--------------------------|
| Utilization % Color Codes: | Red < 25% | Blue < 50% | Green < 90% | Gold >= 90% |
| Capacity: | 48 | Students (Banner) | Description: | Sciences and Mathematics |
| Stations: | 50 | Students (Fusion) | Division: | |
| Max Student Hrs: | 3,360 | Capacity * 70 Hrs/Wk | Room Use: | 110 Classroom |
| Use Factor: | 53 | Hrs/Week | Size: | 936 Sq. Feet |
| Occ Factor: | 32 | Students/Hr | TOP Code: | 009900 |
| State Benchmark: | 1,696 | Student Hours/Wk | TOP Title: | General Assignment |

Number of Students by Time and Day

| Time | Mon | Tues | Wed | Thur | Fri | Sat | Week |
|-------------------------------|-----|------|------|------|-----|-----|-------|
| 0700 | 0 | 0 | 0 | 0 | 0 | 0 | 0 |
| 0730 | 0 | 0 | 0 | 0 | 0 | 0 | 0 |
| 0800 | 0 | 0 | 0 | 0 | 0 | 0 | 0 |
| 0830 | 0 | 0 | 0 | 0 | 0 | 0 | 0 |
| 0900 | 0 | 0 | 0 | 0 | 0 | 0 | 0 |
| 0930 | 0 | 0 | 0 | 0 | 0 | 0 | 0 |
| 1000 | 0 | 0 | 0 | 0 | 0 | 0 | 0 |
| 1030 | 0 | 0 | 0 | 0 | 0 | 0 | 0 |
| 1100 | 0 | 51 | 51 | 51 | 0 | 0 | 153 |
| 1130 | 0 | 51 | 51 | 51 | 0 | 0 | 153 |
| 1200 | 0 | 51 | 51 | 51 | 0 | 0 | 153 |
| 1230 | 0 | 51 | 51 | 51 | 0 | 0 | 153 |
| 1300 | 0 | 51 | 51 | 51 | 0 | 0 | 153 |
| 1330 | 0 | 51 | 51 | 51 | 0 | 0 | 153 |
| 1400 | 0 | 33 | 33 | 33 | 0 | 0 | 99 |
| 1430 | 0 | 33 | 33 | 33 | 0 | 0 | 99 |
| 1500 | 0 | 33 | 33 | 33 | 0 | 0 | 99 |
| 1530 | 0 | 33 | 33 | 33 | 0 | 0 | 99 |
| 1600 | 0 | 33 | 33 | 33 | 0 | 0 | 99 |
| 1630 | 0 | 33 | 33 | 33 | 0 | 0 | 99 |
| 1700 | 0 | 0 | 0 | 0 | 0 | 0 | 0 |
| 1730 | 0 | 0 | 0 | 0 | 0 | 0 | 0 |
| 1800 | 48 | 0 | 48 | 0 | 0 | 0 | 96 |
| 1830 | 48 | 0 | 48 | 0 | 0 | 0 | 96 |
| 1900 | 48 | 0 | 48 | 0 | 0 | 0 | 96 |
| 1930 | 48 | 0 | 48 | 0 | 0 | 0 | 96 |
| 2000 | 48 | 0 | 48 | 0 | 0 | 0 | 96 |
| 2030 | 48 | 0 | 48 | 0 | 0 | 0 | 96 |
| 2100 | 48 | 0 | 48 | 0 | 0 | 0 | 96 |
| 2130 | 48 | 0 | 48 | 0 | 0 | 0 | 96 |
| Total Student Seat 1/2 Hours: | 384 | 504 | 888 | 504 | 0 | 0 | 2,280 |
| Total Student Seat Hours: | 192 | 252 | 444 | 252 | 0 | 0 | 1,140 |
| % Max Student Hrs: | 29% | 38% | 66% | 38% | 0% | 0% | 34% |
| % State Benchmark: | 57% | 74% | 131% | 74% | 0% | 0% | 67% |

| CRN | Course | Enroll | Dates | Days | BTime | ETime | Instructor | Hrs | Type |
|-------|-----------|--------|-------|------|-------|-------|------------|-------------------|------|
| 54348 | ANAT V01 | 24 | 6/18 | 7/24 | TWR | 1100 | 1350 | Gardner, Ty J. | 9 DC |
| 54347 | ANAT V01 | 27 | 6/18 | 7/24 | TWR | 1100 | 1350 | Gardner, Ty J. | 9 DC |
| 54351 | PHSO V01 | 10 | 6/18 | 7/24 | TWR | 1400 | 1650 | Gadbois, Steven | 9 DC |
| 54350 | PHSO V01 | 23 | 6/18 | 7/24 | TWR | 1400 | 1650 | Gadbois, Steven | 9 DC |
| 50472 | HIST V07B | 48 | 6/17 | 7/24 | M W | 1800 | 2150 | Tracy, Raymond D. | 8 DC |

| | | | | |
|----------------------------|-----------|----------------------|--------------|--------------------------|
| Utilization % Color Codes: | Red < 25% | Blue < 50% | Green < 90% | Gold >= 90% |
| Capacity: | 82 | Students (Banner) | Description: | Sciences and Mathematics |
| Stations: | 80 | Students (Fusion) | Division: | |
| Max Student Hrs: | 5,740 | Capacity * 70 Hrs/Wk | Room Use: | 110 Classroom |
| Use Factor: | 53 | Hrs/Week | Size: | 1,272 Sq. Feet |
| Occ Factor: | 55 | Students/Hr | TOP Code: | 009900 |
| State Benchmark: | 2,897 | Student Hours/Wk | TOP Title: | General Assignment |

Number of Students by Time and Day

| Time | Mon | Tues | Wed | Thur | Fri | Sat | Week |
|-------------------------------|-------|-------|-------|-------|-----|-----|-------|
| 0700 | 0 | 0 | 0 | 0 | 0 | 0 | 0 |
| 0730 | 0 | 0 | 0 | 0 | 0 | 0 | 0 |
| 0800 | 0 | 0 | 0 | 0 | 0 | 0 | 0 |
| 0830 | 78 | 81 | 78 | 81 | 0 | 0 | 318 |
| 0900 | 78 | 81 | 78 | 81 | 0 | 0 | 318 |
| 0930 | 78 | 81 | 78 | 81 | 0 | 0 | 318 |
| 1000 | 78 | 81 | 78 | 81 | 0 | 0 | 318 |
| 1030 | 80 | 88 | 80 | 88 | 80 | 0 | 416 |
| 1100 | 80 | 88 | 80 | 88 | 80 | 0 | 416 |
| 1130 | 75 | 88 | 75 | 88 | 69 | 0 | 395 |
| 1200 | 75 | 74 | 75 | 74 | 69 | 0 | 367 |
| 1230 | 75 | 74 | 75 | 74 | 69 | 0 | 367 |
| 1300 | 74 | 74 | 74 | 74 | 69 | 0 | 365 |
| 1330 | 74 | 62 | 74 | 62 | 69 | 0 | 341 |
| 1400 | 74 | 62 | 74 | 62 | 69 | 0 | 341 |
| 1430 | 0 | 62 | 0 | 62 | 0 | 0 | 124 |
| 1500 | 0 | 62 | 0 | 62 | 0 | 0 | 124 |
| 1530 | 0 | 0 | 0 | 0 | 0 | 0 | 0 |
| 1600 | 0 | 0 | 0 | 0 | 0 | 0 | 0 |
| 1630 | 0 | 0 | 0 | 0 | 0 | 0 | 0 |
| 1700 | 77 | 62 | 77 | 62 | 0 | 0 | 278 |
| 1730 | 77 | 62 | 77 | 62 | 0 | 0 | 278 |
| 1800 | 77 | 62 | 77 | 62 | 0 | 0 | 278 |
| 1830 | 77 | 62 | 77 | 62 | 0 | 0 | 278 |
| 1900 | 0 | 0 | 0 | 0 | 0 | 0 | 0 |
| 1930 | 0 | 0 | 0 | 0 | 0 | 0 | 0 |
| 2000 | 0 | 0 | 0 | 0 | 0 | 0 | 0 |
| 2030 | 0 | 0 | 0 | 0 | 0 | 0 | 0 |
| 2100 | 0 | 0 | 0 | 0 | 0 | 0 | 0 |
| 2130 | 0 | 0 | 0 | 0 | 0 | 0 | 0 |
| Total Student Seat 1/2 Hours: | 1,227 | 1,306 | 1,227 | 1,306 | 574 | 0 | 5,640 |
| Total Student Seat Hours: | 614 | 653 | 614 | 653 | 287 | 0 | 2,820 |
| % Max Student Hrs: | 53% | 57% | 53% | 57% | 25% | 0% | 49% |
| % State Benchmark: | 106% | 113% | 106% | 113% | 50% | 0% | 97% |

| CRN | Course | Enroll | Dates | Days | BTime | ETime | Instructor | Hrs | Type | |
|-------|-----------|--------|-------|------|-------|-------|------------|-----------------------|------|----|
| 31921 | CHEM V20 | 81 | 1/6 | 5/19 | T R | 0830 | 1020 | Rose, Malia L. | 4 | WC |
| 32146 | CHEM V30 | 78 | 1/6 | 5/19 | M W | 0830 | 1020 | Selzler, James J. | 4 | WC |
| 31825 | CHEM V01 | 88 | 1/6 | 5/19 | T R | 1030 | 1145 | Hagerman, Michelle C. | 3 | WC |
| 31821 | CHEM V01 | 80 | 1/6 | 5/19 | M W F | 1030 | 1120 | Kobayashi, Joy M. | 3 | WC |
| 31641 | BIOL V01 | 69 | 1/6 | 5/19 | F | 1130 | 1420 | Saito, Patty E. | 3 | WC |
| 32204 | BIOL V01 | 75 | 1/6 | 5/19 | M W | 1130 | 1245 | Algiers, Kamelia | 3 | WC |
| 31866 | CHEM V01B | 74 | 1/6 | 5/19 | T R | 1200 | 1315 | Selzler, James J. | 3 | WC |
| 30409 | BIOL V01 | 74 | 1/6 | 5/19 | M W | 1300 | 1415 | Algiers, Kamelia | 3 | WC |
| 32195 | CHEM V20 | 62 | 1/6 | 5/19 | T R | 1330 | 1520 | De Haan, Adriana L. | 4 | WC |
| 32150 | CHEM V30 | 62 | 1/6 | 5/19 | T R | 1700 | 1850 | Fickel, Theodore | 4 | WC |
| 31929 | CHEM V20 | 77 | 1/6 | 5/19 | M W | 1700 | 1850 | Wright, Carl | 4 | WC |

| | | | | |
|----------------------------|-----------|----------------------|--------------|--------------------------|
| Utilization % Color Codes: | Red < 25% | Blue < 50% | Green < 90% | Gold >= 90% |
| Capacity: | 82 | Students (Banner) | Description: | Sciences and Mathematics |
| Stations: | 80 | Students (Fusion) | Division: | |
| Max Student Hrs: | 5,740 | Capacity * 70 Hrs/Wk | Room Use: | 110 Classroom |
| Use Factor: | 53 | Hrs/Week | Size: | 1,272 Sq. Feet |
| Occ Factor: | 55 | Students/Hr | TOP Code: | 009900 |
| State Benchmark: | 2,897 | Student Hours/Wk | TOP Title: | General Assignment |

Number of Students by Time and Day

| Time | Mon | Tues | Wed | Thur | Fri | Sat | Week |
|-------------------------------|-------|-------|-------|-------|-----|-----|-------|
| 0700 | 0 | 0 | 0 | 0 | 0 | 0 | 0 |
| 0730 | 0 | 0 | 0 | 0 | 0 | 0 | 0 |
| 0800 | 0 | 0 | 0 | 0 | 0 | 0 | 0 |
| 0830 | 84 | 78 | 84 | 78 | 0 | 0 | 324 |
| 0900 | 84 | 78 | 84 | 78 | 0 | 0 | 324 |
| 0930 | 84 | 78 | 84 | 78 | 0 | 0 | 324 |
| 1000 | 84 | 78 | 84 | 78 | 0 | 0 | 324 |
| 1030 | 80 | 72 | 80 | 72 | 80 | 0 | 384 |
| 1100 | 80 | 72 | 80 | 72 | 80 | 0 | 384 |
| 1130 | 77 | 72 | 77 | 72 | 0 | 0 | 298 |
| 1200 | 77 | 59 | 77 | 59 | 0 | 0 | 272 |
| 1230 | 77 | 59 | 77 | 59 | 0 | 0 | 272 |
| 1300 | 0 | 59 | 0 | 59 | 0 | 0 | 118 |
| 1330 | 80 | 48 | 80 | 48 | 0 | 0 | 256 |
| 1400 | 80 | 48 | 80 | 48 | 0 | 0 | 256 |
| 1430 | 80 | 48 | 80 | 48 | 0 | 0 | 256 |
| 1500 | 0 | 48 | 0 | 48 | 0 | 0 | 96 |
| 1530 | 22 | 0 | 22 | 0 | 0 | 0 | 44 |
| 1600 | 22 | 0 | 22 | 0 | 0 | 0 | 44 |
| 1630 | 22 | 0 | 22 | 0 | 0 | 0 | 44 |
| 1700 | 73 | 0 | 73 | 0 | 0 | 0 | 146 |
| 1730 | 73 | 85 | 73 | 85 | 0 | 0 | 316 |
| 1800 | 73 | 85 | 73 | 85 | 0 | 0 | 316 |
| 1830 | 73 | 85 | 73 | 85 | 0 | 0 | 316 |
| 1900 | 0 | 37 | 0 | 0 | 0 | 0 | 37 |
| 1930 | 0 | 37 | 0 | 0 | 0 | 0 | 37 |
| 2000 | 0 | 37 | 0 | 0 | 0 | 0 | 37 |
| 2030 | 0 | 37 | 0 | 0 | 0 | 0 | 37 |
| 2100 | 0 | 37 | 0 | 0 | 0 | 0 | 37 |
| 2130 | 0 | 37 | 0 | 0 | 0 | 0 | 37 |
| Total Student Seat 1/2 Hours: | 1,325 | 1,374 | 1,325 | 1,152 | 160 | 0 | 5,336 |
| Total Student Seat Hours: | 663 | 687 | 663 | 576 | 80 | 0 | 2,668 |
| % Max Student Hrs: | 58% | 60% | 58% | 50% | 7% | 0% | 46% |
| % State Benchmark: | 114% | 119% | 114% | 99% | 14% | 0% | 92% |

| CRN | Course | Enroll | Dates | Days | BTime | ETime | Instructor | Hrs | Type |
|-------|-----------|--------|------------|-------|-------|-------|---------------------|-----|------|
| 70259 | CHEM V20 | 78 | 8/19 12/18 | T R | 0830 | 1020 | Blake, Nicholas P. | 4 | WC |
| 72137 | CHEM V30 | 84 | 8/19 12/18 | M W | 0830 | 1020 | Selzler, James J. | 4 | WC |
| 70222 | CHEM V01 | 72 | 8/19 12/18 | T R | 1030 | 1145 | Kobayashi, Joy M. | 3 | WC |
| 70218 | CHEM V01 | 80 | 8/19 12/18 | M W F | 1030 | 1120 | Kobayashi, Joy M. | 3 | WC |
| 70207 | MICR V01 | 26 | 8/19 12/18 | M W | 1130 | 1245 | Bellenson, Eden Y. | 3 | WC |
| 71396 | MICR V01 | 25 | 8/19 12/18 | M W | 1130 | 1245 | Bellenson, Eden Y. | 3 | WC |
| 70212 | MICR V01 | 26 | 8/19 12/18 | M W | 1130 | 1245 | Bellenson, Eden Y. | 3 | WC |
| 70241 | CHEM V01B | 59 | 8/19 12/18 | T R | 1200 | 1315 | Selzler, James J. | 3 | WC |
| 72251 | CHEM V20 | 48 | 8/19 12/18 | T R | 1330 | 1520 | De Haan, Adriana L. | 4 | WC |
| 70652 | ANAT V01 | 27 | 8/19 12/18 | M W | 1330 | 1445 | Gardner, Ty J. | 3 | WC |
| 71324 | ANAT V01 | 25 | 8/19 12/18 | M W | 1330 | 1445 | Gardner, Ty J. | 3 | WC |
| 70317 | ANAT V01 | 28 | 8/19 12/18 | M W | 1330 | 1445 | Gardner, Ty J. | 3 | WC |
| 70216 | CHEM V21 | 22 | 8/19 12/18 | M W | 1530 | 1645 | Blake, Nicholas P. | 3 | WC |
| 70962 | CHEM V20 | 73 | 8/19 12/18 | M W | 1700 | 1850 | Wright, Carl | 4 | WC |
| 70225 | CHEM V01 | 85 | 8/19 12/18 | T R | 1730 | 1845 | Flesher, Robert J. | 3 | WC |
| 70205 | BIOL V18 | 30 | 8/19 12/18 | T | 1900 | 2150 | Huxley, Mary P. | 3 | WC |
| 71938 | BIOT V18 | 7 | 8/19 12/18 | T | 1900 | 2150 | Huxley, Mary P. | 3 | WC |

| | | | | |
|----------------------------|-----------|----------------------|--------------|--------------------------|
| Utilization % Color Codes: | Red < 25% | Blue < 50% | Green < 90% | Gold >= 90% |
| Capacity: | 82 | Students (Banner) | Description: | Sciences and Mathematics |
| Stations: | 80 | Students (Fusion) | Division: | |
| Max Student Hrs: | 5,740 | Capacity * 70 Hrs/Wk | Room Use: | 110 Classroom |
| Use Factor: | 53 | Hrs/Week | Size: | 1,272 Sq. Feet |
| Occ Factor: | 55 | Students/Hr | TOP Code: | 009900 |
| State Benchmark: | 2,897 | Student Hours/Wk | TOP Title: | General Assignment |

Number of Students by Time and Day

| Time | Mon | Tues | Wed | Thur | Fri | Sat | Week |
|-------------------------------|-----|------|-----|------|-----|-----|-------|
| 0700 | 0 | 0 | 0 | 0 | 0 | 0 | 0 |
| 0730 | 0 | 0 | 0 | 0 | 0 | 0 | 0 |
| 0800 | 83 | 83 | 83 | 83 | 0 | 0 | 332 |
| 0830 | 83 | 83 | 83 | 83 | 0 | 0 | 332 |
| 0900 | 83 | 83 | 83 | 83 | 0 | 0 | 332 |
| 0930 | 83 | 83 | 83 | 83 | 0 | 0 | 332 |
| 1000 | 0 | 0 | 0 | 0 | 0 | 0 | 0 |
| 1030 | 0 | 0 | 0 | 0 | 0 | 0 | 0 |
| 1100 | 0 | 0 | 0 | 0 | 0 | 0 | 0 |
| 1130 | 0 | 0 | 0 | 0 | 0 | 0 | 0 |
| 1200 | 0 | 0 | 0 | 0 | 0 | 0 | 0 |
| 1230 | 54 | 54 | 54 | 54 | 0 | 0 | 216 |
| 1300 | 54 | 54 | 54 | 54 | 0 | 0 | 216 |
| 1330 | 54 | 54 | 54 | 54 | 0 | 0 | 216 |
| 1400 | 54 | 54 | 54 | 54 | 0 | 0 | 216 |
| 1430 | 54 | 54 | 54 | 54 | 0 | 0 | 216 |
| 1500 | 54 | 54 | 54 | 54 | 0 | 0 | 216 |
| 1530 | 0 | 0 | 0 | 0 | 0 | 0 | 0 |
| 1600 | 0 | 0 | 0 | 0 | 0 | 0 | 0 |
| 1630 | 0 | 0 | 0 | 0 | 0 | 0 | 0 |
| 1700 | 0 | 0 | 0 | 0 | 0 | 0 | 0 |
| 1730 | 0 | 0 | 0 | 0 | 0 | 0 | 0 |
| 1800 | 0 | 0 | 0 | 0 | 0 | 0 | 0 |
| 1830 | 0 | 0 | 0 | 0 | 0 | 0 | 0 |
| 1900 | 0 | 0 | 0 | 0 | 0 | 0 | 0 |
| 1930 | 0 | 0 | 0 | 0 | 0 | 0 | 0 |
| 2000 | 0 | 0 | 0 | 0 | 0 | 0 | 0 |
| 2030 | 0 | 0 | 0 | 0 | 0 | 0 | 0 |
| 2100 | 0 | 0 | 0 | 0 | 0 | 0 | 0 |
| 2130 | 0 | 0 | 0 | 0 | 0 | 0 | 0 |
| Total Student Seat 1/2 Hours: | 656 | 656 | 656 | 656 | 0 | 0 | 2,624 |
| Total Student Seat Hours: | 328 | 328 | 328 | 328 | 0 | 0 | 1,312 |
| % Max Student Hrs: | 29% | 29% | 29% | 29% | 0% | 0% | 23% |
| % State Benchmark: | 57% | 57% | 57% | 57% | 0% | 0% | 45% |

| CRN | Course | Enroll | Dates | Days | BTime | ETime | Instructor | Hrs | Type |
|-------|----------|--------|-------|------|-------|-------|------------|-------------------|-------|
| 50834 | CHEM V01 | 83 | 6/17 | 7/29 | MTWR | 0800 | 0950 | Fickel, Theodore | 8 DC |
| 51765 | MATH V21 | 54 | 6/17 | 8/1 | MTWR | 1230 | 1520 | Bowen, Michael S. | 12 DC |

| | | | | |
|----------------------------|-----------|----------------------|--------------|---------------------------------|
| Utilization % Color Codes: | Red < 25% | Blue < 50% | Green < 90% | Gold >= 90% |
| Capacity: | 24 | Students (Banner) | Description: | Sciences and Mathematics |
| Stations: | 42 | Students (Fusion) | Division: | |
| Max Student Hrs: | 1,680 | Capacity * 70 Hrs/Wk | Room Use: | 110 Classroom |
| Use Factor: | 53 | Hrs/Week | Size: | 705 Sq. Feet |
| Occ Factor: | 16 | Students/Hr | TOP Code: | 070100 |
| State Benchmark: | 848 | Student Hours/Wk | TOP Title: | Information Technology, General |

Number of Students by Time and Day

| Time | Mon | Tues | Wed | Thur | Fri | Sat | Week |
|-------------------------------|------|------|------|------|-----|-----|-------|
| 0700 | 0 | 0 | 0 | 0 | 0 | 0 | 0 |
| 0730 | 0 | 0 | 0 | 0 | 0 | 0 | 0 |
| 0800 | 46 | 0 | 46 | 0 | 0 | 0 | 92 |
| 0830 | 46 | 40 | 46 | 40 | 0 | 0 | 172 |
| 0900 | 46 | 40 | 46 | 40 | 0 | 0 | 172 |
| 0930 | 46 | 40 | 46 | 40 | 0 | 0 | 172 |
| 1000 | 46 | 40 | 46 | 40 | 0 | 0 | 172 |
| 1030 | 25 | 40 | 25 | 40 | 25 | 0 | 155 |
| 1100 | 25 | 0 | 25 | 0 | 25 | 0 | 75 |
| 1130 | 18 | 18 | 18 | 18 | 0 | 0 | 72 |
| 1200 | 18 | 18 | 18 | 18 | 0 | 0 | 72 |
| 1230 | 40 | 45 | 40 | 45 | 0 | 0 | 170 |
| 1300 | 40 | 45 | 40 | 45 | 0 | 0 | 170 |
| 1330 | 40 | 45 | 40 | 45 | 0 | 0 | 170 |
| 1400 | 40 | 45 | 40 | 45 | 0 | 0 | 170 |
| 1430 | 40 | 45 | 40 | 45 | 0 | 0 | 170 |
| 1500 | 0 | 0 | 0 | 0 | 0 | 0 | 0 |
| 1530 | 0 | 0 | 0 | 0 | 0 | 0 | 0 |
| 1600 | 0 | 0 | 0 | 0 | 0 | 0 | 0 |
| 1630 | 43 | 0 | 43 | 0 | 0 | 0 | 86 |
| 1700 | 43 | 0 | 43 | 0 | 0 | 0 | 86 |
| 1730 | 43 | 0 | 43 | 0 | 0 | 0 | 86 |
| 1800 | 43 | 0 | 43 | 0 | 0 | 0 | 86 |
| 1830 | 43 | 0 | 43 | 0 | 0 | 0 | 86 |
| 1900 | 38 | 0 | 38 | 0 | 0 | 0 | 76 |
| 1930 | 38 | 0 | 38 | 0 | 0 | 0 | 76 |
| 2000 | 38 | 0 | 38 | 0 | 0 | 0 | 76 |
| 2030 | 38 | 0 | 38 | 0 | 0 | 0 | 76 |
| 2100 | 0 | 0 | 0 | 0 | 0 | 0 | 0 |
| 2130 | 0 | 0 | 0 | 0 | 0 | 0 | 0 |
| Total Student Seat 1/2 Hours: | 883 | 461 | 883 | 461 | 50 | 0 | 2,738 |
| Total Student Seat Hours: | 442 | 231 | 442 | 231 | 25 | 0 | 1,369 |
| % Max Student Hrs: | 131% | 69% | 131% | 69% | 7% | 0% | 81% |
| % State Benchmark: | 260% | 136% | 260% | 136% | 15% | 0% | 161% |

| CRN | Course | Enroll | Dates | Days | BTime | ETime | Instructor | Hrs | Type | |
|-------|----------|--------|-------|------|-------|-------|------------|---------------------------|------|----|
| 38654 | MATH V03 | 46 | 1/6 | 5/19 | M W | 0800 | 1015 | Craciun, Gheorghe | 5 | WC |
| 32042 | MATH V03 | 40 | 1/6 | 5/19 | T R | 0830 | 1045 | Frederick, Christopher A. | 5 | WC |
| 30953 | MATH V05 | 25 | 1/6 | 5/19 | M W F | 1030 | 1120 | Acuff, Mark C. | 3 | WC |
| 32732 | MATH V04 | 18 | 1/6 | 5/19 | MTWR | 1130 | 1220 | Frederick, Christopher A. | 4 | WC |
| 32707 | MATH V03 | 45 | 1/6 | 5/19 | T R | 1230 | 1445 | Bennett, Jack R. | 5 | WC |
| 32706 | MATH V03 | 40 | 1/6 | 5/19 | M W | 1230 | 1445 | Stowers, Dorothy L. | 5 | WC |
| 35406 | MATH V01 | 43 | 1/6 | 5/19 | M W | 1630 | 1845 | Bundy, Janine P. | 5 | WC |
| 30034 | MATH V44 | 38 | 1/6 | 5/19 | M W | 1900 | 2050 | Ryno, Jan Diane | 4 | WC |

| | | | | |
|----------------------------|-----------|----------------------|--------------|---------------------------------|
| Utilization % Color Codes: | Red < 25% | Blue < 50% | Green < 90% | Gold >= 90% |
| Capacity: | 24 | Students (Banner) | Description: | Sciences and Mathematics |
| Stations: | 42 | Students (Fusion) | Division: | |
| Max Student Hrs: | 1,680 | Capacity * 70 Hrs/Wk | Room Use: | 110 Classroom |
| Use Factor: | 53 | Hrs/Week | Size: | 705 Sq. Feet |
| Occ Factor: | 16 | Students/Hr | TOP Code: | 070100 |
| State Benchmark: | 848 | Student Hours/Wk | TOP Title: | Information Technology, General |

Number of Students by Time and Day

| Time | Mon | Tues | Wed | Thur | Fri | Sat | Week |
|-------------------------------|------|------|------|------|-----|-----|-------|
| 0700 | 0 | 0 | 0 | 0 | 0 | 0 | 0 |
| 0730 | 41 | 0 | 41 | 0 | 0 | 0 | 82 |
| 0800 | 41 | 42 | 41 | 42 | 0 | 0 | 166 |
| 0830 | 41 | 42 | 41 | 42 | 0 | 0 | 166 |
| 0900 | 41 | 42 | 41 | 42 | 0 | 0 | 166 |
| 0930 | 45 | 42 | 45 | 42 | 0 | 0 | 174 |
| 1000 | 45 | 42 | 45 | 42 | 0 | 0 | 174 |
| 1030 | 45 | 41 | 45 | 41 | 0 | 0 | 172 |
| 1100 | 45 | 41 | 45 | 41 | 0 | 0 | 172 |
| 1130 | 38 | 41 | 38 | 41 | 0 | 0 | 158 |
| 1200 | 38 | 41 | 38 | 41 | 0 | 0 | 158 |
| 1230 | 38 | 40 | 38 | 40 | 0 | 0 | 156 |
| 1300 | 38 | 40 | 38 | 40 | 0 | 0 | 156 |
| 1330 | 36 | 40 | 36 | 40 | 0 | 0 | 152 |
| 1400 | 36 | 40 | 36 | 40 | 0 | 0 | 152 |
| 1430 | 36 | 0 | 36 | 0 | 0 | 0 | 72 |
| 1500 | 36 | 0 | 36 | 0 | 0 | 0 | 72 |
| 1530 | 0 | 0 | 0 | 0 | 0 | 0 | 0 |
| 1600 | 0 | 0 | 0 | 0 | 0 | 0 | 0 |
| 1630 | 0 | 0 | 0 | 0 | 0 | 0 | 0 |
| 1700 | 0 | 0 | 0 | 0 | 0 | 0 | 0 |
| 1730 | 0 | 0 | 0 | 0 | 0 | 0 | 0 |
| 1800 | 0 | 0 | 0 | 0 | 0 | 0 | 0 |
| 1830 | 0 | 0 | 0 | 0 | 0 | 0 | 0 |
| 1900 | 0 | 0 | 0 | 0 | 0 | 0 | 0 |
| 1930 | 0 | 0 | 0 | 0 | 0 | 0 | 0 |
| 2000 | 0 | 0 | 0 | 0 | 0 | 0 | 0 |
| 2030 | 0 | 0 | 0 | 0 | 0 | 0 | 0 |
| 2100 | 0 | 0 | 0 | 0 | 0 | 0 | 0 |
| 2130 | 0 | 0 | 0 | 0 | 0 | 0 | 0 |
| Total Student Seat 1/2 Hours: | 640 | 534 | 640 | 534 | 0 | 0 | 2,348 |
| Total Student Seat Hours: | 320 | 267 | 320 | 267 | 0 | 0 | 1,174 |
| % Max Student Hrs: | 95% | 79% | 95% | 79% | 0% | 0% | 70% |
| % State Benchmark: | 189% | 157% | 189% | 157% | 0% | 0% | 138% |

| CRN | Course | Enroll | Dates | Days | BTime | ETime | Instructor | Hrs | Type |
|-------|----------|--------|------------|------|-------|-------|---------------------|-----|------|
| 70366 | MATH V04 | 41 | 8/19 12/18 | M W | 0730 | 0920 | Craciun, Gheorghe | 4 | WC |
| 70331 | MATH V03 | 42 | 8/19 12/18 | T R | 0800 | 1015 | Sha, Saliha L. | 5 | WC |
| 70310 | MATH V44 | 45 | 8/19 12/18 | M W | 0930 | 1120 | Craciun, Gheorghe | 4 | WC |
| 70292 | MATH V04 | 41 | 8/19 12/18 | T R | 1030 | 1220 | Stowers, Dorothy L. | 4 | WC |
| 70142 | MATH V44 | 38 | 8/19 12/18 | M W | 1130 | 1320 | Sani, Rashidali H. | 4 | WC |
| 70367 | MATH V04 | 40 | 8/19 12/18 | T R | 1230 | 1420 | Stowers, Dorothy L. | 4 | WC |
| 70180 | MATH V04 | 36 | 8/19 12/18 | M W | 1330 | 1520 | Beard, Michelle A. | 4 | WC |

| | | | | |
|----------------------------|-----------|----------------------|--------------|---------------------------------|
| Utilization % Color Codes: | Red < 25% | Blue < 50% | Green < 90% | Gold >= 90% |
| Capacity: | 24 | Students (Banner) | Description: | Sciences and Mathematics |
| Stations: | 42 | Students (Fusion) | Division: | |
| Max Student Hrs: | 1,680 | Capacity * 70 Hrs/Wk | Room Use: | 110 Classroom |
| Use Factor: | 53 | Hrs/Week | Size: | 705 Sq. Feet |
| Occ Factor: | 16 | Students/Hr | TOP Code: | 070100 |
| State Benchmark: | 848 | Student Hours/Wk | TOP Title: | Information Technology, General |

Number of Students by Time and Day

| Time | Mon | Tues | Wed | Thur | Fri | Sat | Week |
|-------------------------------|------|------|------|------|-----|-----|-------|
| 0700 | 0 | 0 | 0 | 0 | 0 | 0 | 0 |
| 0730 | 0 | 0 | 0 | 0 | 0 | 0 | 0 |
| 0800 | 36 | 36 | 36 | 36 | 0 | 0 | 144 |
| 0830 | 36 | 36 | 36 | 36 | 0 | 0 | 144 |
| 0900 | 36 | 36 | 36 | 36 | 0 | 0 | 144 |
| 0930 | 36 | 36 | 36 | 36 | 0 | 0 | 144 |
| 1000 | 36 | 36 | 36 | 36 | 0 | 0 | 144 |
| 1030 | 33 | 33 | 33 | 33 | 0 | 0 | 132 |
| 1100 | 33 | 33 | 33 | 33 | 0 | 0 | 132 |
| 1130 | 33 | 33 | 33 | 33 | 0 | 0 | 132 |
| 1200 | 33 | 33 | 33 | 33 | 0 | 0 | 132 |
| 1230 | 33 | 33 | 33 | 33 | 0 | 0 | 132 |
| 1300 | 33 | 33 | 33 | 33 | 0 | 0 | 132 |
| 1330 | 0 | 0 | 0 | 0 | 0 | 0 | 0 |
| 1400 | 0 | 0 | 0 | 0 | 0 | 0 | 0 |
| 1430 | 0 | 0 | 0 | 0 | 0 | 0 | 0 |
| 1500 | 0 | 0 | 0 | 0 | 0 | 0 | 0 |
| 1530 | 0 | 0 | 0 | 0 | 0 | 0 | 0 |
| 1600 | 0 | 0 | 0 | 0 | 0 | 0 | 0 |
| 1630 | 0 | 0 | 0 | 0 | 0 | 0 | 0 |
| 1700 | 0 | 0 | 0 | 0 | 0 | 0 | 0 |
| 1730 | 0 | 0 | 0 | 0 | 0 | 0 | 0 |
| 1800 | 0 | 35 | 35 | 35 | 0 | 0 | 105 |
| 1830 | 0 | 35 | 35 | 35 | 0 | 0 | 105 |
| 1900 | 0 | 35 | 35 | 35 | 0 | 0 | 105 |
| 1930 | 0 | 35 | 35 | 35 | 0 | 0 | 105 |
| 2000 | 0 | 35 | 35 | 35 | 0 | 0 | 105 |
| 2030 | 0 | 35 | 35 | 35 | 0 | 0 | 105 |
| 2100 | 0 | 35 | 35 | 35 | 0 | 0 | 105 |
| 2130 | 0 | 0 | 0 | 0 | 0 | 0 | 0 |
| Total Student Seat 1/2 Hours: | 378 | 623 | 623 | 623 | 0 | 0 | 2,247 |
| Total Student Seat Hours: | 189 | 312 | 312 | 312 | 0 | 0 | 1,124 |
| % Max Student Hrs: | 56% | 93% | 93% | 93% | 0% | 0% | 67% |
| % State Benchmark: | 111% | 184% | 184% | 184% | 0% | 0% | 133% |

| CRN | Course | Enroll | Dates | Days | BTime | ETime | Instructor | Hrs | Type |
|-------|----------|--------|-----------|------|-------|-------|-------------------|-----|------|
| 54446 | MATH V04 | 36 | 6/17 7/31 | MTWR | 0800 | 1015 | Butler, Doreen R. | 10 | DC |
| 53766 | MATH V01 | 33 | 6/17 8/1 | MTWR | 1030 | 1320 | Bundy, Janine P. | 12 | DC |
| 55582 | MATH V46 | 35 | 6/18 7/31 | TWR | 1800 | 2115 | Craciun, Gheorghe | 11 | DC |

| | | | | |
|----------------------------|-----------|----------------------|--------------|--------------------------|
| Utilization % Color Codes: | Red < 25% | Blue < 50% | Green < 90% | Gold >= 90% |
| Capacity: | 40 | Students (Banner) | Description: | Sciences and Mathematics |
| Stations: | 42 | Students (Fusion) | Division: | |
| Max Student Hrs: | 2,800 | Capacity * 70 Hrs/Wk | Room Use: | 110 Classroom |
| Use Factor: | 53 | Hrs/Week | Size: | 705 Sq. Feet |
| Occ Factor: | 27 | Students/Hr | TOP Code: | 170100 |
| State Benchmark: | 1,413 | Student Hours/Wk | TOP Title: | Mathematics, General |

Number of Students by Time and Day

| Time | Mon | Tues | Wed | Thur | Fri | Sat | Week |
|-------------------------------|------|------|------|------|-----|-----|-------|
| 0700 | 0 | 0 | 0 | 0 | 0 | 0 | 0 |
| 0730 | 35 | 0 | 35 | 0 | 0 | 0 | 70 |
| 0800 | 35 | 0 | 35 | 0 | 0 | 0 | 70 |
| 0830 | 35 | 0 | 35 | 0 | 0 | 0 | 70 |
| 0900 | 35 | 0 | 35 | 0 | 0 | 0 | 70 |
| 0930 | 45 | 45 | 45 | 45 | 45 | 0 | 225 |
| 1000 | 45 | 45 | 45 | 45 | 45 | 0 | 225 |
| 1030 | 44 | 44 | 44 | 44 | 44 | 0 | 220 |
| 1100 | 44 | 44 | 44 | 44 | 44 | 0 | 220 |
| 1130 | 39 | 40 | 39 | 40 | 0 | 0 | 158 |
| 1200 | 39 | 40 | 39 | 40 | 0 | 0 | 158 |
| 1230 | 39 | 40 | 39 | 40 | 0 | 0 | 158 |
| 1300 | 39 | 40 | 39 | 40 | 0 | 0 | 158 |
| 1330 | 32 | 0 | 32 | 0 | 0 | 0 | 64 |
| 1400 | 32 | 0 | 32 | 0 | 0 | 0 | 64 |
| 1430 | 32 | 0 | 32 | 0 | 0 | 0 | 64 |
| 1500 | 0 | 0 | 0 | 0 | 0 | 0 | 0 |
| 1530 | 0 | 0 | 0 | 0 | 0 | 0 | 0 |
| 1600 | 0 | 0 | 0 | 0 | 0 | 0 | 0 |
| 1630 | 0 | 0 | 0 | 0 | 0 | 0 | 0 |
| 1700 | 0 | 41 | 0 | 41 | 0 | 0 | 82 |
| 1730 | 0 | 41 | 0 | 41 | 0 | 0 | 82 |
| 1800 | 0 | 41 | 0 | 41 | 0 | 0 | 82 |
| 1830 | 0 | 41 | 0 | 41 | 0 | 0 | 82 |
| 1900 | 41 | 39 | 41 | 39 | 0 | 0 | 160 |
| 1930 | 41 | 39 | 41 | 39 | 0 | 0 | 160 |
| 2000 | 41 | 39 | 41 | 39 | 0 | 0 | 160 |
| 2030 | 41 | 39 | 41 | 39 | 0 | 0 | 160 |
| 2100 | 41 | 0 | 41 | 0 | 0 | 0 | 82 |
| 2130 | 0 | 0 | 0 | 0 | 0 | 0 | 0 |
| Total Student Seat 1/2 Hours: | 775 | 658 | 775 | 658 | 178 | 0 | 3,044 |
| Total Student Seat Hours: | 388 | 329 | 388 | 329 | 89 | 0 | 1,522 |
| % Max Student Hrs: | 69% | 59% | 69% | 59% | 16% | 0% | 54% |
| % State Benchmark: | 137% | 116% | 137% | 116% | 31% | 0% | 108% |

| CRN | Course | Enroll | Dates | Days | BTime | ETime | Instructor | Hrs | Type | |
|-------|----------|--------|-------|------|-------|-------|------------|-------------------|------|----|
| 31219 | MATH V44 | 35 | 1/6 | 5/19 | M W | 0730 | 0920 | Nguyen, Jarmila | 4 | WC |
| 32269 | MATH V01 | 45 | 1/6 | 5/19 | MTWRF | 0930 | 1020 | Bowen, Michael S. | 5 | WC |
| 32817 | MATH V21 | 44 | 1/6 | 5/19 | MTWRF | 1030 | 1120 | Bowen, Michael S. | 5 | WC |
| 32856 | MATH V44 | 40 | 1/6 | 5/19 | T R | 1130 | 1320 | Scott, Alan | 4 | WC |
| 32737 | MATH V04 | 39 | 1/6 | 5/19 | M W | 1130 | 1320 | Craciun, Gheorghe | 4 | WC |
| 32850 | MATH V40 | 32 | 1/6 | 5/19 | M W | 1330 | 1445 | Sha, Saliha L. | 3 | WC |
| 30733 | MATH V46 | 41 | 1/6 | 5/19 | T R | 1700 | 1850 | Tivy, Anna N. | 4 | WC |
| 32733 | MATH V04 | 39 | 1/6 | 5/19 | T R | 1900 | 2050 | O'Neill, Earl R. | 4 | WC |
| 30081 | MATH V01 | 41 | 1/6 | 5/19 | M W | 1900 | 2115 | Jones, Mattie C. | 5 | WC |

| | | | | |
|----------------------------|-----------|----------------------|--------------|--------------------------|
| Utilization % Color Codes: | Red < 25% | Blue < 50% | Green < 90% | Gold >= 90% |
| Capacity: | 40 | Students (Banner) | Description: | Sciences and Mathematics |
| Stations: | 42 | Students (Fusion) | Division: | |
| Max Student Hrs: | 2,800 | Capacity * 70 Hrs/Wk | Room Use: | 110 Classroom |
| Use Factor: | 53 | Hrs/Week | Size: | 705 Sq. Feet |
| Occ Factor: | 27 | Students/Hr | TOP Code: | 170100 |
| State Benchmark: | 1,413 | Student Hours/Wk | TOP Title: | Mathematics, General |

Number of Students by Time and Day

| Time | Mon | Tues | Wed | Thur | Fri | Sat | Week |
|-------------------------------|-----|------|-----|------|-----|-----|-------|
| 0700 | 0 | 0 | 0 | 0 | 0 | 0 | 0 |
| 0730 | 0 | 0 | 0 | 0 | 0 | 0 | 0 |
| 0800 | 0 | 0 | 0 | 0 | 0 | 0 | 0 |
| 0830 | 0 | 0 | 0 | 0 | 0 | 0 | 0 |
| 0900 | 0 | 0 | 0 | 0 | 0 | 0 | 0 |
| 0930 | 39 | 39 | 39 | 39 | 39 | 0 | 195 |
| 1000 | 39 | 39 | 39 | 39 | 39 | 0 | 195 |
| 1030 | 36 | 36 | 36 | 36 | 36 | 0 | 180 |
| 1100 | 36 | 36 | 36 | 36 | 36 | 0 | 180 |
| 1130 | 35 | 0 | 35 | 0 | 35 | 0 | 105 |
| 1200 | 35 | 39 | 35 | 39 | 35 | 0 | 183 |
| 1230 | 44 | 39 | 44 | 39 | 0 | 0 | 166 |
| 1300 | 44 | 39 | 44 | 39 | 0 | 0 | 166 |
| 1330 | 44 | 39 | 44 | 39 | 0 | 0 | 166 |
| 1400 | 44 | 39 | 44 | 39 | 0 | 0 | 166 |
| 1430 | 0 | 39 | 0 | 39 | 0 | 0 | 78 |
| 1500 | 0 | 39 | 0 | 39 | 0 | 0 | 78 |
| 1530 | 0 | 39 | 0 | 39 | 0 | 0 | 78 |
| 1600 | 0 | 39 | 0 | 39 | 0 | 0 | 78 |
| 1630 | 0 | 0 | 0 | 0 | 0 | 0 | 0 |
| 1700 | 0 | 0 | 0 | 0 | 0 | 0 | 0 |
| 1730 | 0 | 0 | 0 | 0 | 0 | 0 | 0 |
| 1800 | 0 | 0 | 0 | 0 | 0 | 0 | 0 |
| 1830 | 0 | 0 | 0 | 0 | 0 | 0 | 0 |
| 1900 | 0 | 30 | 21 | 30 | 0 | 0 | 81 |
| 1930 | 0 | 30 | 21 | 30 | 0 | 0 | 81 |
| 2000 | 0 | 30 | 21 | 30 | 0 | 0 | 81 |
| 2030 | 0 | 0 | 21 | 0 | 0 | 0 | 21 |
| 2100 | 0 | 0 | 21 | 0 | 0 | 0 | 21 |
| 2130 | 0 | 0 | 21 | 0 | 0 | 0 | 21 |
| Total Student Seat 1/2 Hours: | 396 | 591 | 522 | 591 | 220 | 0 | 2,320 |
| Total Student Seat Hours: | 198 | 296 | 261 | 296 | 110 | 0 | 1,160 |
| % Max Student Hrs: | 35% | 53% | 47% | 53% | 20% | 0% | 41% |
| % State Benchmark: | 70% | 105% | 92% | 105% | 39% | 0% | 82% |

| CRN | Course | Enroll | Dates | Days | BTime | ETime | Instructor | Hrs | Type |
|-------|----------|--------|------------|-------|-------|-------|-----------------------|-----|------|
| 70335 | MATH V03 | 39 | 8/19 12/18 | MTWRF | 0930 | 1020 | Freixas, Marta M. | 5 | WC |
| 70459 | MATH V21 | 36 | 8/19 12/18 | MTWRF | 1030 | 1120 | Freixas, Marta M. | 5 | WC |
| 70474 | MATH V40 | 35 | 8/19 12/18 | M W F | 1130 | 1220 | Vasavda, Ghanshyam K. | 3 | WC |
| 70370 | MATH V04 | 39 | 8/19 12/18 | T R | 1200 | 1350 | Archibald, Janet S. | 4 | WC |
| 72364 | MATH V04 | 44 | 8/19 12/18 | M W | 1230 | 1420 | Yi, Peter | 4 | WC |
| 79552 | MATH V01 | 39 | 8/19 12/18 | T R | 1400 | 1615 | Archibald, Janet S. | 5 | WC |
| 70478 | MATH V40 | 21 | 8/19 12/18 | W | 1900 | 2150 | Sha, Saliha L. | 3 | WC |
| 71985 | MATH V22 | 30 | 8/19 12/18 | T R | 1900 | 2015 | Lin, Feng | 3 | WC |


| | | | | |
|----------------------------|-----------|----------------------|--------------|--------------------------|
| Utilization % Color Codes: | Red < 25% | Blue < 50% | Green < 90% | Gold >= 90% |
| Capacity: | 40 | Students (Banner) | Description: | Sciences and Mathematics |
| Stations: | 42 | Students (Fusion) | Division: | |
| Max Student Hrs: | 2,800 | Capacity * 70 Hrs/Wk | Room Use: | 110 Classroom |
| Use Factor: | 53 | Hrs/Week | Size: | 705 Sq. Feet |
| Occ Factor: | 27 | Students/Hr | TOP Code: | 170100 |
| State Benchmark: | 1,413 | Student Hours/Wk | TOP Title: | Mathematics, General |

Number of Students by Time and Day

| Time | Mon | Tues | Wed | Thur | Fri | Sat | Week |
|-------------------------------|-----|------|-----|------|-----|-----|-------|
| 0700 | 0 | 0 | 0 | 0 | 0 | 0 | 0 |
| 0730 | 0 | 0 | 0 | 0 | 0 | 0 | 0 |
| 0800 | 0 | 0 | 0 | 0 | 0 | 0 | 0 |
| 0830 | 30 | 30 | 30 | 30 | 0 | 0 | 120 |
| 0900 | 30 | 30 | 30 | 30 | 0 | 0 | 120 |
| 0930 | 30 | 30 | 30 | 30 | 0 | 0 | 120 |
| 1000 | 30 | 30 | 30 | 30 | 0 | 0 | 120 |
| 1030 | 30 | 30 | 30 | 30 | 0 | 0 | 120 |
| 1100 | 30 | 30 | 30 | 30 | 0 | 0 | 120 |
| 1130 | 20 | 20 | 20 | 20 | 0 | 0 | 80 |
| 1200 | 20 | 20 | 20 | 20 | 0 | 0 | 80 |
| 1230 | 20 | 20 | 20 | 20 | 0 | 0 | 80 |
| 1300 | 20 | 20 | 20 | 20 | 0 | 0 | 80 |
| 1330 | 20 | 20 | 20 | 20 | 0 | 0 | 80 |
| 1400 | 20 | 20 | 20 | 20 | 0 | 0 | 80 |
| 1430 | 0 | 0 | 0 | 0 | 0 | 0 | 0 |
| 1500 | 0 | 0 | 0 | 0 | 0 | 0 | 0 |
| 1530 | 0 | 0 | 0 | 0 | 0 | 0 | 0 |
| 1600 | 0 | 0 | 0 | 0 | 0 | 0 | 0 |
| 1630 | 0 | 0 | 0 | 0 | 0 | 0 | 0 |
| 1700 | 0 | 36 | 36 | 36 | 0 | 0 | 108 |
| 1730 | 0 | 36 | 36 | 36 | 0 | 0 | 108 |
| 1800 | 0 | 36 | 36 | 36 | 0 | 0 | 108 |
| 1830 | 0 | 36 | 36 | 36 | 0 | 0 | 108 |
| 1900 | 0 | 36 | 36 | 36 | 0 | 0 | 108 |
| 1930 | 0 | 36 | 36 | 36 | 0 | 0 | 108 |
| 2000 | 0 | 36 | 36 | 36 | 0 | 0 | 108 |
| 2030 | 0 | 0 | 0 | 0 | 0 | 0 | 0 |
| 2100 | 0 | 0 | 0 | 0 | 0 | 0 | 0 |
| 2130 | 0 | 0 | 0 | 0 | 0 | 0 | 0 |
| Total Student Seat 1/2 Hours: | 300 | 552 | 552 | 552 | 0 | 0 | 1,956 |
| Total Student Seat Hours: | 150 | 276 | 276 | 276 | 0 | 0 | 978 |
| % Max Student Hrs: | 27% | 49% | 49% | 49% | 0% | 0% | 35% |
| % State Benchmark: | 53% | 98% | 98% | 98% | 0% | 0% | 69% |

| CRN | Course | Enroll | Dates | Days | BTime | ETime | Instructor | Hrs | Type |
|-------|----------|--------|-------|------|-------|-------|------------|---------------------|-------|
| 50579 | MATH V01 | 30 | 6/17 | 8/1 | MTWR | 0830 | 1120 | Nguyen, Jarmila | 12 DC |
| 54621 | MATH V01 | 20 | 6/17 | 8/1 | MTWR | 1130 | 1420 | Brunner, Richard L. | 12 DC |
| 55769 | MATH V44 | 36 | 6/18 | 7/31 | TWR | 1700 | 2015 | Ryno, Jan Diane | 11 DC |

Utilization % Color Codes:



| | | | | | |
|------------------|-------|----------------------|--------------|---------------------------------|-----------|
| Capacity: | 40 | Students (Banner) | Description: | Sciences and Mathematics | |
| Stations: | 25 | Students (Fusion) | Division: | | |
| Max Student Hrs: | 2,800 | Capacity * 70 Hrs/Wk | Room Use: | 210 | Class Lab |
| Use Factor: | 53 | Hrs/Week | Size: | 705 | Sq. Feet |
| Occ Factor: | 27 | Students/Hr | TOP Code: | 070100 | |
| State Benchmark: | 1,413 | Student Hours/Wk | TOP Title: | Information Technology, General | |

Number of Students by Time and Day

| Time | Mon | Tues | Wed | Thur | Fri | Sat | Week |
|-------------------------------|-----|------|-----|------|-----|-----|-------|
| 0700 | 0 | 0 | 0 | 0 | 0 | 0 | 0 |
| 0730 | 0 | 0 | 0 | 0 | 0 | 0 | 0 |
| 0800 | 0 | 0 | 0 | 0 | 0 | 0 | 0 |
| 0830 | 31 | 0 | 41 | 0 | 31 | 0 | 103 |
| 0900 | 31 | 0 | 41 | 0 | 31 | 0 | 103 |
| 0930 | 31 | 0 | 0 | 0 | 31 | 0 | 62 |
| 1000 | 31 | 0 | 0 | 0 | 31 | 0 | 62 |
| 1030 | 28 | 31 | 28 | 31 | 28 | 0 | 146 |
| 1100 | 28 | 31 | 28 | 31 | 28 | 0 | 146 |
| 1130 | 33 | 31 | 33 | 31 | 33 | 0 | 161 |
| 1200 | 33 | 41 | 33 | 41 | 33 | 0 | 181 |
| 1230 | 18 | 41 | 18 | 41 | 0 | 0 | 118 |
| 1300 | 18 | 41 | 18 | 41 | 0 | 0 | 118 |
| 1330 | 18 | 41 | 18 | 41 | 0 | 0 | 118 |
| 1400 | 18 | 41 | 18 | 41 | 0 | 0 | 118 |
| 1430 | 18 | 41 | 18 | 41 | 0 | 0 | 118 |
| 1500 | 0 | 41 | 0 | 41 | 0 | 0 | 82 |
| 1530 | 0 | 41 | 0 | 41 | 0 | 0 | 82 |
| 1600 | 0 | 0 | 0 | 0 | 0 | 0 | 0 |
| 1630 | 0 | 12 | 0 | 12 | 0 | 0 | 24 |
| 1700 | 0 | 12 | 0 | 12 | 0 | 0 | 24 |
| 1730 | 0 | 12 | 0 | 12 | 0 | 0 | 24 |
| 1800 | 0 | 12 | 0 | 12 | 0 | 0 | 24 |
| 1830 | 0 | 12 | 0 | 12 | 0 | 0 | 24 |
| 1900 | 0 | 0 | 0 | 0 | 0 | 0 | 0 |
| 1930 | 0 | 0 | 0 | 0 | 0 | 0 | 0 |
| 2000 | 0 | 0 | 0 | 0 | 0 | 0 | 0 |
| 2030 | 0 | 0 | 0 | 0 | 0 | 0 | 0 |
| 2100 | 0 | 0 | 0 | 0 | 0 | 0 | 0 |
| 2130 | 0 | 0 | 0 | 0 | 0 | 0 | 0 |
| Total Student Seat 1/2 Hours: | 336 | 481 | 294 | 481 | 246 | 0 | 1,838 |
| Total Student Seat Hours: | 168 | 241 | 147 | 241 | 123 | 0 | 919 |
| % Max Student Hrs: | 30% | 43% | 26% | 43% | 22% | 0% | 33% |
| % State Benchmark: | 59% | 85% | 52% | 85% | 44% | 0% | 65% |

| CRN | Course | Enroll | Dates | Days | BTime | ETime | Instructor | Hrs | Type | |
|-------|----------|--------|-------|------|-------|-------|------------|---------------------------|------|----|
| 32808 | MATH V21 | 41 | 1/6 | 5/19 | W | 0830 | 0920 | Politowski, John E. | 1 | WC |
| 32705 | MATH V03 | 31 | 1/6 | 5/19 | M F | 0830 | 1020 | Frederick, Christopher A. | 4 | WC |
| 30522 | MATH V38 | 31 | 1/6 | 5/19 | T R | 1030 | 1145 | Simhan, Shubhangi V. | 3 | WC |
| 32372 | MATH V13 | 28 | 1/6 | 5/19 | M W F | 1030 | 1120 | Bennett, Jack R. | 3 | WC |
| 32374 | MATH V22 | 33 | 1/6 | 5/19 | M W F | 1130 | 1220 | Bennett, Jack R. | 3 | WC |
| 31338 | MATH V05 | 41 | 1/6 | 5/19 | T R | 1200 | 1315 | Beard, Michelle A. | 3 | WC |
| 30833 | MATH V35 | 18 | 1/6 | 5/19 | M W | 1230 | 1445 | Petitfils, Ryan L. | 5 | WC |
| 30675 | MATH V01 | 41 | 1/6 | 5/19 | T R | 1330 | 1545 | Vrtis, Robert J. | 5 | WC |
| 30004 | MATH V35 | 12 | 1/6 | 5/19 | T R | 1630 | 1845 | Archibald, Janet S. | 5 | WC |

| | | | | |
|----------------------------|-----------|----------------------|--------------|---------------------------------|
| Utilization % Color Codes: | Red < 25% | Blue < 50% | Green < 90% | Gold >= 90% |
| Capacity: | 40 | Students (Banner) | Description: | Sciences and Mathematics |
| Stations: | 25 | Students (Fusion) | Division: | |
| Max Student Hrs: | 2,800 | Capacity * 70 Hrs/Wk | Room Use: | 210 Class Lab |
| Use Factor: | 53 | Hrs/Week | Size: | 705 Sq. Feet |
| Occ Factor: | 27 | Students/Hr | TOP Code: | 070100 |
| State Benchmark: | 1,413 | Student Hours/Wk | TOP Title: | Information Technology, General |

Number of Students by Time and Day

| Time | Mon | Tues | Wed | Thur | Fri | Sat | Week |
|-------------------------------|-----|------|-----|------|-----|-----|-------|
| 0700 | 0 | 0 | 0 | 0 | 0 | 0 | 0 |
| 0730 | 0 | 0 | 0 | 0 | 0 | 0 | 0 |
| 0800 | 0 | 0 | 0 | 0 | 0 | 0 | 0 |
| 0830 | 0 | 46 | 38 | 46 | 0 | 0 | 130 |
| 0900 | 0 | 46 | 38 | 46 | 0 | 0 | 130 |
| 0930 | 0 | 46 | 0 | 46 | 0 | 0 | 92 |
| 1000 | 0 | 46 | 0 | 46 | 0 | 0 | 92 |
| 1030 | 29 | 29 | 29 | 29 | 0 | 0 | 116 |
| 1100 | 29 | 29 | 29 | 29 | 0 | 0 | 116 |
| 1130 | 39 | 39 | 39 | 39 | 39 | 0 | 195 |
| 1200 | 39 | 39 | 39 | 39 | 39 | 0 | 195 |
| 1230 | 43 | 41 | 43 | 41 | 0 | 0 | 168 |
| 1300 | 43 | 41 | 43 | 41 | 0 | 0 | 168 |
| 1330 | 43 | 41 | 43 | 41 | 0 | 0 | 168 |
| 1400 | 43 | 41 | 43 | 41 | 0 | 0 | 168 |
| 1430 | 43 | 41 | 43 | 41 | 0 | 0 | 168 |
| 1500 | 0 | 0 | 0 | 0 | 0 | 0 | 0 |
| 1530 | 0 | 0 | 0 | 0 | 0 | 0 | 0 |
| 1600 | 0 | 0 | 0 | 0 | 0 | 0 | 0 |
| 1630 | 0 | 0 | 0 | 0 | 0 | 0 | 0 |
| 1700 | 0 | 0 | 0 | 0 | 0 | 0 | 0 |
| 1730 | 0 | 0 | 0 | 0 | 0 | 0 | 0 |
| 1800 | 0 | 0 | 0 | 0 | 0 | 0 | 0 |
| 1830 | 0 | 0 | 0 | 0 | 0 | 0 | 0 |
| 1900 | 0 | 44 | 0 | 44 | 0 | 0 | 88 |
| 1930 | 0 | 44 | 0 | 44 | 0 | 0 | 88 |
| 2000 | 0 | 44 | 0 | 44 | 0 | 0 | 88 |
| 2030 | 0 | 44 | 0 | 44 | 0 | 0 | 88 |
| 2100 | 0 | 44 | 0 | 44 | 0 | 0 | 88 |
| 2130 | 0 | 0 | 0 | 0 | 0 | 0 | 0 |
| Total Student Seat 1/2 Hours: | 351 | 745 | 427 | 745 | 78 | 0 | 2,346 |
| Total Student Seat Hours: | 176 | 373 | 214 | 373 | 39 | 0 | 1,173 |
| % Max Student Hrs: | 31% | 67% | 38% | 67% | 7% | 0% | 42% |
| % State Benchmark: | 62% | 132% | 76% | 132% | 14% | 0% | 83% |

| CRN | Course | Enroll | Dates | Days | BTime | ETime | Instructor | Hrs | Type |
|-------|----------|--------|------------|-------|-------|-------|----------------------|-----|------|
| 72222 | MATH V20 | 38 | 8/19 12/18 | W | 0830 | 0920 | Beatty, Donna L. | 1 | WC |
| 70457 | MATH V21 | 46 | 8/19 12/18 | T R | 0830 | 1020 | Beatty, Donna L. | 4 | WC |
| 71123 | MATH V44 | 29 | 8/19 12/18 | MTWR | 1030 | 1120 | Simhan, Shubhangi V. | 4 | WC |
| 70919 | MATH V01 | 39 | 8/19 12/18 | MTWRF | 1130 | 1220 | Freixas, Marta M. | 5 | WC |
| 72290 | MATH V01 | 41 | 8/19 12/18 | T R | 1230 | 1445 | McCain, Michael T. | 5 | WC |
| 72306 | MATH V03 | 43 | 8/19 12/18 | M W | 1230 | 1445 | Stowers, Dorothy L. | 5 | WC |
| 70466 | MATH V21 | 44 | 8/19 12/18 | T R | 1900 | 2115 | McCain, Michael T. | 5 | WC |

| | | | | |
|----------------------------|-----------|----------------------|--------------|---------------------------------|
| Utilization % Color Codes: | Red < 25% | Blue < 50% | Green < 90% | Gold >= 90% |
| Capacity: | 40 | Students (Banner) | Description: | Sciences and Mathematics |
| Stations: | 25 | Students (Fusion) | Division: | |
| Max Student Hrs: | 2,800 | Capacity * 70 Hrs/Wk | Room Use: | 210 Class Lab |
| Use Factor: | 53 | Hrs/Week | Size: | 705 Sq. Feet |
| Occ Factor: | 27 | Students/Hr | TOP Code: | 070100 |
| State Benchmark: | 1,413 | Student Hours/Wk | TOP Title: | Information Technology, General |

Number of Students by Time and Day

| Time | Mon | Tues | Wed | Thur | Fri | Sat | Week |
|-------------------------------|-----|------|-----|------|-----|-----|------|
| 0700 | 0 | 0 | 0 | 0 | 0 | 0 | 0 |
| 0730 | 0 | 0 | 0 | 0 | 0 | 0 | 0 |
| 0800 | 0 | 0 | 0 | 0 | 0 | 0 | 0 |
| 0830 | 0 | 0 | 0 | 0 | 0 | 0 | 0 |
| 0900 | 17 | 17 | 17 | 17 | 0 | 0 | 68 |
| 0930 | 17 | 17 | 17 | 17 | 0 | 0 | 68 |
| 1000 | 17 | 17 | 17 | 17 | 0 | 0 | 68 |
| 1030 | 17 | 17 | 17 | 17 | 0 | 0 | 68 |
| 1100 | 17 | 17 | 17 | 17 | 0 | 0 | 68 |
| 1130 | 0 | 0 | 0 | 0 | 0 | 0 | 0 |
| 1200 | 0 | 0 | 0 | 0 | 0 | 0 | 0 |
| 1230 | 0 | 0 | 0 | 0 | 0 | 0 | 0 |
| 1300 | 0 | 0 | 0 | 0 | 0 | 0 | 0 |
| 1330 | 0 | 0 | 0 | 0 | 0 | 0 | 0 |
| 1400 | 0 | 0 | 0 | 0 | 0 | 0 | 0 |
| 1430 | 0 | 0 | 0 | 0 | 0 | 0 | 0 |
| 1500 | 0 | 0 | 0 | 0 | 0 | 0 | 0 |
| 1530 | 0 | 0 | 0 | 0 | 0 | 0 | 0 |
| 1600 | 0 | 0 | 0 | 0 | 0 | 0 | 0 |
| 1630 | 0 | 0 | 0 | 0 | 0 | 0 | 0 |
| 1700 | 0 | 19 | 19 | 19 | 0 | 0 | 57 |
| 1730 | 0 | 19 | 19 | 19 | 0 | 0 | 57 |
| 1800 | 0 | 19 | 19 | 19 | 0 | 0 | 57 |
| 1830 | 0 | 19 | 19 | 19 | 0 | 0 | 57 |
| 1900 | 0 | 19 | 19 | 19 | 0 | 0 | 57 |
| 1930 | 0 | 19 | 19 | 19 | 0 | 0 | 57 |
| 2000 | 0 | 19 | 19 | 19 | 0 | 0 | 57 |
| 2030 | 0 | 0 | 0 | 0 | 0 | 0 | 0 |
| 2100 | 0 | 0 | 0 | 0 | 0 | 0 | 0 |
| 2130 | 0 | 0 | 0 | 0 | 0 | 0 | 0 |
| Total Student Seat 1/2 Hours: | 85 | 218 | 218 | 218 | 0 | 0 | 739 |
| Total Student Seat Hours: | 43 | 109 | 109 | 109 | 0 | 0 | 370 |
| % Max Student Hrs: | 8% | 19% | 19% | 19% | 0% | 0% | 13% |
| % State Benchmark: | 15% | 39% | 39% | 39% | 0% | 0% | 26% |

| CRN | Course | Enroll | Dates | Days | BTime | ETime | Instructor | Hrs | Type |
|-------|----------|--------|-------|------|-------|-------|------------|--------------------|-------|
| 52465 | MATH V44 | 17 | 6/17 | 7/31 | MTWR | 0900 | 1115 | Sani, Rashidali H. | 10 DC |
| 55370 | MATH V04 | 19 | 6/18 | 7/31 | TWR | 1700 | 2015 | Beard, Michelle A. | 11 DC |

| | | | | |
|----------------------------|-----------|----------------------|--------------|--------------------------|
| Utilization % Color Codes: | Red < 25% | Blue < 50% | Green < 90% | Gold >= 90% |
| Capacity: | 24 | Students (Banner) | Description: | Sciences and Mathematics |
| Stations: | 24 | Students (Fusion) | Division: | |
| Max Student Hrs: | 1,680 | Capacity * 70 Hrs/Wk | Room Use: | 210 Class Lab |
| Use Factor: | 53 | Hrs/Week | Size: | 1,281 Sq. Feet |
| Occ Factor: | 16 | Students/Hr | TOP Code: | 040100 |
| State Benchmark: | 848 | Student Hours/Wk | TOP Title: | Biology, General |

Number of Students by Time and Day

| Time | Mon | Tues | Wed | Thur | Fri | Sat | Week |
|-------------------------------|-----|------|-----|------|-----|-----|------|
| 0700 | 0 | 0 | 0 | 0 | 0 | 0 | 0 |
| 0730 | 0 | 0 | 0 | 0 | 0 | 0 | 0 |
| 0800 | 0 | 0 | 0 | 0 | 0 | 0 | 0 |
| 0830 | 0 | 0 | 0 | 0 | 0 | 0 | 0 |
| 0900 | 0 | 0 | 0 | 0 | 0 | 0 | 0 |
| 0930 | 0 | 0 | 0 | 0 | 0 | 0 | 0 |
| 1000 | 0 | 0 | 0 | 0 | 0 | 0 | 0 |
| 1030 | 0 | 0 | 0 | 0 | 0 | 0 | 0 |
| 1100 | 0 | 0 | 0 | 0 | 0 | 0 | 0 |
| 1130 | 0 | 0 | 0 | 0 | 0 | 0 | 0 |
| 1200 | 0 | 0 | 0 | 0 | 0 | 0 | 0 |
| 1230 | 0 | 0 | 0 | 0 | 0 | 0 | 0 |
| 1300 | 0 | 0 | 0 | 0 | 0 | 0 | 0 |
| 1330 | 0 | 0 | 0 | 0 | 0 | 0 | 0 |
| 1400 | 0 | 0 | 0 | 0 | 0 | 0 | 0 |
| 1430 | 0 | 0 | 0 | 0 | 0 | 0 | 0 |
| 1500 | 0 | 0 | 0 | 0 | 0 | 0 | 0 |
| 1530 | 0 | 0 | 0 | 0 | 0 | 0 | 0 |
| 1600 | 0 | 0 | 0 | 0 | 0 | 0 | 0 |
| 1630 | 0 | 0 | 0 | 0 | 0 | 0 | 0 |
| 1700 | 0 | 0 | 0 | 0 | 0 | 0 | 0 |
| 1730 | 0 | 0 | 0 | 0 | 0 | 0 | 0 |
| 1800 | 0 | 0 | 0 | 0 | 0 | 0 | 0 |
| 1830 | 0 | 0 | 0 | 0 | 0 | 0 | 0 |
| 1900 | 0 | 0 | 0 | 0 | 0 | 0 | 0 |
| 1930 | 0 | 0 | 0 | 0 | 0 | 0 | 0 |
| 2000 | 0 | 0 | 0 | 0 | 0 | 0 | 0 |
| 2030 | 0 | 0 | 0 | 0 | 0 | 0 | 0 |
| 2100 | 0 | 0 | 0 | 0 | 0 | 0 | 0 |
| 2130 | 0 | 0 | 0 | 0 | 0 | 0 | 0 |
| Total Student Seat 1/2 Hours: | 0 | 0 | 0 | 0 | 0 | 0 | 0 |
| Total Student Seat Hours: | 0 | 0 | 0 | 0 | 0 | 0 | 0 |
| % Max Student Hrs: | 0% | 0% | 0% | 0% | 0% | 0% | 0% |
| % State Benchmark: | 0% | 0% | 0% | 0% | 0% | 0% | 0% |

| | | | | |
|----------------------------|-----------|----------------------|--------------|--------------------------|
| Utilization % Color Codes: | Red < 25% | Blue < 50% | Green < 90% | Gold >= 90% |
| Capacity: | 24 | Students (Banner) | Description: | Sciences and Mathematics |
| Stations: | 24 | Students (Fusion) | Division: | |
| Max Student Hrs: | 1,680 | Capacity * 70 Hrs/Wk | Room Use: | 210 Class Lab |
| Use Factor: | 53 | Hrs/Week | Size: | 1,281 Sq. Feet |
| Occ Factor: | 16 | Students/Hr | TOP Code: | 040100 |
| State Benchmark: | 848 | Student Hours/Wk | TOP Title: | Biology, General |

Number of Students by Time and Day

| Time | Mon | Tues | Wed | Thur | Fri | Sat | Week |
|-------------------------------|-----|------|-----|------|-----|-----|------|
| 0700 | 0 | 0 | 0 | 0 | 0 | 0 | 0 |
| 0730 | 0 | 0 | 0 | 0 | 0 | 0 | 0 |
| 0800 | 0 | 0 | 0 | 0 | 0 | 0 | 0 |
| 0830 | 0 | 0 | 0 | 0 | 0 | 0 | 0 |
| 0900 | 0 | 0 | 0 | 0 | 0 | 0 | 0 |
| 0930 | 0 | 0 | 0 | 0 | 0 | 0 | 0 |
| 1000 | 0 | 0 | 0 | 0 | 0 | 0 | 0 |
| 1030 | 0 | 0 | 0 | 0 | 0 | 0 | 0 |
| 1100 | 0 | 0 | 0 | 0 | 0 | 0 | 0 |
| 1130 | 0 | 0 | 0 | 0 | 0 | 0 | 0 |
| 1200 | 0 | 0 | 0 | 0 | 0 | 0 | 0 |
| 1230 | 0 | 0 | 0 | 0 | 0 | 0 | 0 |
| 1300 | 0 | 0 | 0 | 0 | 0 | 0 | 0 |
| 1330 | 0 | 0 | 0 | 0 | 0 | 0 | 0 |
| 1400 | 0 | 0 | 0 | 0 | 0 | 0 | 0 |
| 1430 | 0 | 0 | 0 | 0 | 0 | 0 | 0 |
| 1500 | 0 | 0 | 0 | 0 | 0 | 0 | 0 |
| 1530 | 0 | 0 | 0 | 0 | 0 | 0 | 0 |
| 1600 | 0 | 0 | 0 | 0 | 0 | 0 | 0 |
| 1630 | 0 | 0 | 0 | 0 | 0 | 0 | 0 |
| 1700 | 0 | 0 | 0 | 0 | 0 | 0 | 0 |
| 1730 | 0 | 0 | 0 | 0 | 0 | 0 | 0 |
| 1800 | 0 | 0 | 0 | 0 | 0 | 0 | 0 |
| 1830 | 0 | 0 | 0 | 0 | 0 | 0 | 0 |
| 1900 | 0 | 0 | 0 | 0 | 0 | 0 | 0 |
| 1930 | 0 | 0 | 0 | 0 | 0 | 0 | 0 |
| 2000 | 0 | 0 | 0 | 0 | 0 | 0 | 0 |
| 2030 | 0 | 0 | 0 | 0 | 0 | 0 | 0 |
| 2100 | 0 | 0 | 0 | 0 | 0 | 0 | 0 |
| 2130 | 0 | 0 | 0 | 0 | 0 | 0 | 0 |
| Total Student Seat 1/2 Hours: | 0 | 0 | 0 | 0 | 0 | 0 | 0 |
| Total Student Seat Hours: | 0 | 0 | 0 | 0 | 0 | 0 | 0 |
| % Max Student Hrs: | 0% | 0% | 0% | 0% | 0% | 0% | 0% |
| % State Benchmark: | 0% | 0% | 0% | 0% | 0% | 0% | 0% |

| | | | | |
|----------------------------|-----------|----------------------|--------------|--------------------------|
| Utilization % Color Codes: | Red < 25% | Blue < 50% | Green < 90% | Gold >= 90% |
| Capacity: | 24 | Students (Banner) | Description: | Sciences and Mathematics |
| Stations: | 24 | Students (Fusion) | Division: | |
| Max Student Hrs: | 1,680 | Capacity * 70 Hrs/Wk | Room Use: | 210 Class Lab |
| Use Factor: | 53 | Hrs/Week | Size: | 1,281 Sq. Feet |
| Occ Factor: | 16 | Students/Hr | TOP Code: | 040100 |
| State Benchmark: | 848 | Student Hours/Wk | TOP Title: | Biology, General |

Number of Students by Time and Day

| Time | Mon | Tues | Wed | Thur | Fri | Sat | Week |
|-------------------------------|-----|------|-----|------|-----|-----|------|
| 0700 | 0 | 0 | 0 | 0 | 0 | 0 | 0 |
| 0730 | 0 | 0 | 0 | 0 | 0 | 0 | 0 |
| 0800 | 0 | 0 | 0 | 0 | 0 | 0 | 0 |
| 0830 | 0 | 0 | 0 | 0 | 0 | 0 | 0 |
| 0900 | 0 | 0 | 0 | 0 | 0 | 0 | 0 |
| 0930 | 0 | 0 | 0 | 0 | 0 | 0 | 0 |
| 1000 | 0 | 0 | 0 | 0 | 0 | 0 | 0 |
| 1030 | 0 | 0 | 0 | 0 | 0 | 0 | 0 |
| 1100 | 0 | 0 | 0 | 0 | 0 | 0 | 0 |
| 1130 | 0 | 0 | 0 | 0 | 0 | 0 | 0 |
| 1200 | 0 | 0 | 0 | 0 | 0 | 0 | 0 |
| 1230 | 0 | 0 | 0 | 0 | 0 | 0 | 0 |
| 1300 | 0 | 0 | 0 | 0 | 0 | 0 | 0 |
| 1330 | 0 | 0 | 0 | 0 | 0 | 0 | 0 |
| 1400 | 0 | 0 | 0 | 0 | 0 | 0 | 0 |
| 1430 | 0 | 0 | 0 | 0 | 0 | 0 | 0 |
| 1500 | 0 | 0 | 0 | 0 | 0 | 0 | 0 |
| 1530 | 0 | 0 | 0 | 0 | 0 | 0 | 0 |
| 1600 | 0 | 0 | 0 | 0 | 0 | 0 | 0 |
| 1630 | 0 | 0 | 0 | 0 | 0 | 0 | 0 |
| 1700 | 0 | 0 | 0 | 0 | 0 | 0 | 0 |
| 1730 | 0 | 0 | 0 | 0 | 0 | 0 | 0 |
| 1800 | 0 | 0 | 0 | 0 | 0 | 0 | 0 |
| 1830 | 0 | 0 | 0 | 0 | 0 | 0 | 0 |
| 1900 | 0 | 0 | 0 | 0 | 0 | 0 | 0 |
| 1930 | 0 | 0 | 0 | 0 | 0 | 0 | 0 |
| 2000 | 0 | 0 | 0 | 0 | 0 | 0 | 0 |
| 2030 | 0 | 0 | 0 | 0 | 0 | 0 | 0 |
| 2100 | 0 | 0 | 0 | 0 | 0 | 0 | 0 |
| 2130 | 0 | 0 | 0 | 0 | 0 | 0 | 0 |
| Total Student Seat 1/2 Hours: | 0 | 0 | 0 | 0 | 0 | 0 | 0 |
| Total Student Seat Hours: | 0 | 0 | 0 | 0 | 0 | 0 | 0 |
| % Max Student Hrs: | 0% | 0% | 0% | 0% | 0% | 0% | 0% |
| % State Benchmark: | 0% | 0% | 0% | 0% | 0% | 0% | 0% |

| | | | | |
|----------------------------|-----------|----------------------|--------------|--------------------------|
| Utilization % Color Codes: | Red < 25% | Blue < 50% | Green < 90% | Gold >= 90% |
| Capacity: | 82 | Students (Banner) | Description: | Sciences and Mathematics |
| Stations: | 81 | Students (Fusion) | Division: | |
| Max Student Hrs: | 5,740 | Capacity * 70 Hrs/Wk | Room Use: | 110 Classroom |
| Use Factor: | 53 | Hrs/Week | Size: | 1,235 Sq. Feet |
| Occ Factor: | 55 | Students/Hr | TOP Code: | 040100 |
| State Benchmark: | 2,897 | Student Hours/Wk | TOP Title: | Biology, General |

Number of Students by Time and Day

| Time | Mon | Tues | Wed | Thur | Fri | Sat | Week |
|-------------------------------|-------|------|-----|------|-----|-----|-------|
| 0700 | 0 | 0 | 0 | 0 | 0 | 0 | 0 |
| 0730 | 0 | 0 | 0 | 0 | 0 | 0 | 0 |
| 0800 | 0 | 0 | 0 | 0 | 0 | 0 | 0 |
| 0830 | 0 | 0 | 0 | 0 | 0 | 0 | 0 |
| 0900 | 0 | 0 | 0 | 0 | 0 | 0 | 0 |
| 0930 | 50 | 0 | 50 | 0 | 50 | 0 | 150 |
| 1000 | 50 | 0 | 50 | 0 | 50 | 0 | 150 |
| 1030 | 53 | 0 | 53 | 0 | 53 | 0 | 159 |
| 1100 | 53 | 0 | 53 | 0 | 53 | 0 | 159 |
| 1130 | 45 | 42 | 45 | 42 | 0 | 0 | 174 |
| 1200 | 45 | 42 | 45 | 42 | 0 | 0 | 174 |
| 1230 | 45 | 42 | 45 | 42 | 0 | 0 | 174 |
| 1300 | 47 | 0 | 47 | 0 | 0 | 0 | 94 |
| 1330 | 47 | 0 | 47 | 0 | 0 | 0 | 94 |
| 1400 | 47 | 0 | 47 | 0 | 0 | 0 | 94 |
| 1430 | 0 | 0 | 0 | 0 | 0 | 0 | 0 |
| 1500 | 0 | 0 | 0 | 0 | 0 | 0 | 0 |
| 1530 | 0 | 0 | 0 | 0 | 0 | 0 | 0 |
| 1600 | 0 | 0 | 0 | 0 | 0 | 0 | 0 |
| 1630 | 0 | 0 | 0 | 0 | 0 | 0 | 0 |
| 1700 | 0 | 0 | 0 | 0 | 0 | 0 | 0 |
| 1730 | 78 | 0 | 78 | 0 | 0 | 0 | 156 |
| 1800 | 78 | 0 | 78 | 0 | 0 | 0 | 156 |
| 1830 | 78 | 0 | 78 | 0 | 0 | 0 | 156 |
| 1900 | 71 | 0 | 0 | 0 | 0 | 0 | 71 |
| 1930 | 71 | 0 | 0 | 0 | 0 | 0 | 71 |
| 2000 | 71 | 0 | 0 | 0 | 0 | 0 | 71 |
| 2030 | 71 | 0 | 0 | 0 | 0 | 0 | 71 |
| 2100 | 71 | 0 | 0 | 0 | 0 | 0 | 71 |
| 2130 | 71 | 0 | 0 | 0 | 0 | 0 | 71 |
| Total Student Seat 1/2 Hours: | 1,142 | 126 | 716 | 126 | 206 | 0 | 2,316 |
| Total Student Seat Hours: | 571 | 63 | 358 | 63 | 103 | 0 | 1,158 |
| % Max Student Hrs: | 50% | 5% | 31% | 5% | 9% | 0% | 20% |
| % State Benchmark: | 99% | 11% | 62% | 11% | 18% | 0% | 40% |

| CRN | Course | Enroll | Dates | Days | BTime | ETime | Instructor | Hrs | Type | |
|-------|----------|--------|-------|------|-------|-------|------------|---------------------|------|----|
| 32946 | AST V01 | 50 | 1/6 | 5/19 | M W F | 0930 | 1020 | Molony, Jeffrey | 3 | WC |
| 32244 | AST V01 | 53 | 1/6 | 5/19 | M W F | 1030 | 1120 | Molony, Jeffrey | 3 | WC |
| 32469 | MICR V01 | 21 | 1/6 | 5/19 | T R | 1130 | 1245 | Garner, Jennifer L. | 3 | WC |
| 31031 | MICR V01 | 21 | 1/6 | 5/19 | T R | 1130 | 1245 | Garner, Jennifer L. | 3 | WC |
| 31829 | MICR V01 | 25 | 1/6 | 5/19 | M W | 1130 | 1245 | Garner, Jennifer L. | 3 | WC |
| 30433 | MICR V01 | 20 | 1/6 | 5/19 | M W | 1130 | 1245 | Garner, Jennifer L. | 3 | WC |
| 36670 | BIOL V04 | 20 | 1/6 | 5/19 | M W | 1300 | 1415 | De Jesus, Marta | 3 | WC |
| 30917 | BIOL V04 | 27 | 1/6 | 5/19 | M W | 1300 | 1415 | De Jesus, Marta | 3 | WC |
| 32205 | BIOL V01 | 78 | 1/6 | 5/19 | M W | 1730 | 1845 | Riddle, Michael R. | 3 | WC |
| 32956 | AST V01 | 71 | 1/6 | 5/19 | M | 1900 | 2150 | Molony, Jeffrey | 3 | WC |

| | | | | |
|----------------------------|-----------|----------------------|--------------|--------------------------|
| Utilization % Color Codes: | Red < 25% | Blue < 50% | Green < 90% | Gold >= 90% |
| Capacity: | 82 | Students (Banner) | Description: | Sciences and Mathematics |
| Stations: | 81 | Students (Fusion) | Division: | |
| Max Student Hrs: | 5,740 | Capacity * 70 Hrs/Wk | Room Use: | 110 Classroom |
| Use Factor: | 53 | Hrs/Week | Size: | 1,235 Sq. Feet |
| Occ Factor: | 55 | Students/Hr | TOP Code: | 040100 |
| State Benchmark: | 2,897 | Student Hours/Wk | TOP Title: | Biology, General |

Number of Students by Time and Day

| Time | Mon | Tues | Wed | Thur | Fri | Sat | Week |
|-------------------------------|-------|------|-------|------|-----|-----|-------|
| 0700 | 0 | 0 | 0 | 0 | 0 | 0 | 0 |
| 0730 | 60 | 0 | 60 | 0 | 0 | 0 | 120 |
| 0800 | 60 | 0 | 60 | 0 | 0 | 0 | 120 |
| 0830 | 60 | 0 | 60 | 0 | 0 | 0 | 120 |
| 0900 | 60 | 0 | 60 | 0 | 0 | 0 | 120 |
| 0930 | 54 | 0 | 54 | 0 | 54 | 0 | 162 |
| 1000 | 54 | 0 | 54 | 0 | 54 | 0 | 162 |
| 1030 | 56 | 54 | 56 | 54 | 56 | 0 | 276 |
| 1100 | 56 | 54 | 56 | 54 | 56 | 0 | 276 |
| 1130 | 82 | 54 | 82 | 54 | 53 | 0 | 325 |
| 1200 | 82 | 0 | 82 | 0 | 53 | 0 | 217 |
| 1230 | 82 | 0 | 82 | 0 | 53 | 0 | 217 |
| 1300 | 57 | 0 | 57 | 0 | 53 | 0 | 167 |
| 1330 | 57 | 0 | 57 | 0 | 53 | 0 | 167 |
| 1400 | 57 | 0 | 57 | 0 | 53 | 0 | 167 |
| 1430 | 0 | 81 | 0 | 81 | 0 | 0 | 162 |
| 1500 | 0 | 81 | 0 | 81 | 0 | 0 | 162 |
| 1530 | 0 | 81 | 0 | 81 | 0 | 0 | 162 |
| 1600 | 0 | 0 | 0 | 0 | 0 | 0 | 0 |
| 1630 | 0 | 0 | 0 | 0 | 0 | 0 | 0 |
| 1700 | 0 | 0 | 0 | 0 | 0 | 0 | 0 |
| 1730 | 74 | 48 | 74 | 48 | 0 | 0 | 244 |
| 1800 | 74 | 48 | 74 | 48 | 0 | 0 | 244 |
| 1830 | 74 | 48 | 74 | 48 | 0 | 0 | 244 |
| 1900 | 50 | 0 | 0 | 0 | 0 | 0 | 50 |
| 1930 | 50 | 0 | 0 | 0 | 0 | 0 | 50 |
| 2000 | 50 | 0 | 0 | 0 | 0 | 0 | 50 |
| 2030 | 50 | 0 | 0 | 0 | 0 | 0 | 50 |
| 2100 | 50 | 0 | 0 | 0 | 0 | 0 | 50 |
| 2130 | 50 | 0 | 0 | 0 | 0 | 0 | 50 |
| Total Student Seat 1/2 Hours: | 1,399 | 549 | 1,099 | 549 | 538 | 0 | 4,134 |
| Total Student Seat Hours: | 700 | 275 | 550 | 275 | 269 | 0 | 2,067 |
| % Max Student Hrs: | 61% | 24% | 48% | 24% | 23% | 0% | 36% |
| % State Benchmark: | 121% | 47% | 95% | 47% | 46% | 0% | 71% |

| CRN | Course | Enroll | Dates | Days | BTime | ETime | Instructor | Hrs | Type |
|-------|----------|--------|------------|-------|-------|-------|-------------------------|-----|------|
| 70265 | CS V11 | 60 | 8/19 12/18 | M W | 0730 | 0920 | Polito, Rabindranath M. | 4 | WC |
| 71246 | AST V01 | 54 | 8/19 12/18 | M W F | 0930 | 1020 | Molony, Jeffrey | 3 | WC |
| 71004 | POLS V03 | 54 | 8/19 12/18 | T R | 1030 | 1145 | McKoy, Corinna R. | 3 | WC |
| 70209 | AST V01 | 56 | 8/19 12/18 | M W F | 1030 | 1120 | Molony, Jeffrey | 3 | WC |
| 70826 | BIOL V01 | 53 | 8/19 12/18 | F | 1130 | 1420 | Algiers, Kamelia | 3 | WC |
| 70169 | ANAT V01 | 26 | 8/19 12/18 | M W | 1130 | 1245 | Pardee, Terry | 3 | WC |
| 70130 | ANAT V01 | 27 | 8/19 12/18 | M W | 1130 | 1245 | Pardee, Terry | 3 | WC |
| 70113 | ANAT V01 | 29 | 8/19 12/18 | M W | 1130 | 1245 | Pardee, Terry | 3 | WC |
| 79389 | BIOL V03 | 29 | 8/19 12/18 | M W | 1300 | 1415 | De Jesus, Marta | 3 | WC |
| 76699 | BIOL V03 | 28 | 8/19 12/18 | M W | 1300 | 1415 | De Jesus, Marta | 3 | WC |
| 70176 | BIOL V01 | 81 | 8/19 12/18 | T R | 1430 | 1545 | Algiers, Kamelia | 3 | WC |
| 70985 | MICR V01 | 23 | 8/19 12/18 | T R | 1730 | 1845 | De Jesus, Marta | 3 | WC |
| 70221 | MICR V01 | 25 | 8/19 12/18 | T R | 1730 | 1845 | De Jesus, Marta | 3 | WC |
| 72245 | BIOL V01 | 74 | 8/19 12/18 | M W | 1730 | 1845 | Jesu, Kimberly A. | 3 | WC |
| 71251 | AST V01 | 50 | 8/19 12/18 | M | 1900 | 2150 | Molony, Jeffrey | 3 | WC |

| | | | | |
|----------------------------|-----------|----------------------|--------------|--------------------------|
| Utilization % Color Codes: | Red < 25% | Blue < 50% | Green < 90% | Gold >= 90% |
| Capacity: | 82 | Students (Banner) | Description: | Sciences and Mathematics |
| Stations: | 81 | Students (Fusion) | Division: | |
| Max Student Hrs: | 5,740 | Capacity * 70 Hrs/Wk | Room Use: | 110 Classroom |
| Use Factor: | 53 | Hrs/Week | Size: | 1,235 Sq. Feet |
| Occ Factor: | 55 | Students/Hr | TOP Code: | 040100 |
| State Benchmark: | 2,897 | Student Hours/Wk | TOP Title: | Biology, General |

Number of Students by Time and Day

| Time | Mon | Tues | Wed | Thur | Fri | Sat | Week |
|-------------------------------|-----|------|-----|------|-----|-----|-------|
| 0700 | 0 | 0 | 0 | 0 | 0 | 0 | 0 |
| 0730 | 0 | 0 | 0 | 0 | 0 | 0 | 0 |
| 0800 | 78 | 78 | 78 | 78 | 0 | 0 | 312 |
| 0830 | 78 | 78 | 78 | 78 | 0 | 0 | 312 |
| 0900 | 78 | 78 | 78 | 78 | 0 | 0 | 312 |
| 0930 | 78 | 78 | 78 | 78 | 0 | 0 | 312 |
| 1000 | 78 | 78 | 78 | 78 | 0 | 0 | 312 |
| 1030 | 0 | 0 | 0 | 0 | 0 | 0 | 0 |
| 1100 | 0 | 0 | 0 | 0 | 0 | 0 | 0 |
| 1130 | 0 | 0 | 0 | 0 | 0 | 0 | 0 |
| 1200 | 0 | 0 | 0 | 0 | 0 | 0 | 0 |
| 1230 | 0 | 0 | 0 | 0 | 0 | 0 | 0 |
| 1300 | 0 | 0 | 0 | 0 | 0 | 0 | 0 |
| 1330 | 0 | 0 | 0 | 0 | 0 | 0 | 0 |
| 1400 | 0 | 0 | 0 | 0 | 0 | 0 | 0 |
| 1430 | 0 | 0 | 0 | 0 | 0 | 0 | 0 |
| 1500 | 0 | 22 | 22 | 22 | 0 | 0 | 66 |
| 1530 | 0 | 22 | 22 | 22 | 0 | 0 | 66 |
| 1600 | 0 | 22 | 22 | 22 | 0 | 0 | 66 |
| 1630 | 0 | 22 | 22 | 22 | 0 | 0 | 66 |
| 1700 | 0 | 22 | 22 | 22 | 0 | 0 | 66 |
| 1730 | 0 | 22 | 22 | 22 | 0 | 0 | 66 |
| 1800 | 0 | 0 | 0 | 0 | 0 | 0 | 0 |
| 1830 | 0 | 0 | 0 | 0 | 0 | 0 | 0 |
| 1900 | 0 | 0 | 0 | 0 | 0 | 0 | 0 |
| 1930 | 0 | 0 | 0 | 0 | 0 | 0 | 0 |
| 2000 | 0 | 0 | 0 | 0 | 0 | 0 | 0 |
| 2030 | 0 | 0 | 0 | 0 | 0 | 0 | 0 |
| 2100 | 0 | 0 | 0 | 0 | 0 | 0 | 0 |
| 2130 | 0 | 0 | 0 | 0 | 0 | 0 | 0 |
| Total Student Seat 1/2 Hours: | 390 | 522 | 522 | 522 | 0 | 0 | 1,956 |
| Total Student Seat Hours: | 195 | 261 | 261 | 261 | 0 | 0 | 978 |
| % Max Student Hrs: | 17% | 23% | 23% | 23% | 0% | 0% | 17% |
| % State Benchmark: | 34% | 45% | 45% | 45% | 0% | 0% | 34% |

| CRN | Course | Enroll | Dates | Days | BTime | ETime | Instructor | Hrs | Type |
|-------|----------|--------|-------|------|-------|-------|------------|-------------------|-------|
| 50847 | CHEM V20 | 78 | 6/17 | 7/31 | MTWR | 0800 | 1015 | Selzler, James J. | 10 DC |
| 52249 | MICR V01 | 22 | 6/18 | 7/24 | TWR | 1500 | 1750 | De Jesus, Marta | 9 DC |

| | | | | |
|----------------------------|-----------|----------------------|--------------|--------------------------|
| Utilization % Color Codes: | Red < 25% | Blue < 50% | Green < 90% | Gold >= 90% |
| Capacity: | 24 | Students (Banner) | Description: | Sciences and Mathematics |
| Stations: | 24 | Students (Fusion) | Division: | |
| Max Student Hrs: | 1,680 | Capacity * 70 Hrs/Wk | Room Use: | 210 Class Lab |
| Use Factor: | 53 | Hrs/Week | Size: | 1,296 Sq. Feet |
| Occ Factor: | 16 | Students/Hr | TOP Code: | 040100 |
| State Benchmark: | 848 | Student Hours/Wk | TOP Title: | Biology, General |

Number of Students by Time and Day

| Time | Mon | Tues | Wed | Thur | Fri | Sat | Week |
|-------------------------------|-----|------|-----|------|-----|-----|------|
| 0700 | 0 | 0 | 0 | 0 | 0 | 0 | 0 |
| 0730 | 0 | 0 | 0 | 0 | 0 | 0 | 0 |
| 0800 | 0 | 0 | 0 | 0 | 24 | 0 | 24 |
| 0830 | 0 | 0 | 0 | 0 | 24 | 0 | 24 |
| 0900 | 0 | 0 | 0 | 0 | 24 | 0 | 24 |
| 0930 | 0 | 0 | 0 | 0 | 24 | 0 | 24 |
| 1000 | 0 | 0 | 0 | 0 | 24 | 0 | 24 |
| 1030 | 0 | 0 | 0 | 0 | 24 | 0 | 24 |
| 1100 | 0 | 0 | 0 | 0 | 24 | 0 | 24 |
| 1130 | 0 | 0 | 0 | 0 | 24 | 0 | 24 |
| 1200 | 0 | 0 | 0 | 0 | 24 | 0 | 24 |
| 1230 | 0 | 0 | 0 | 0 | 24 | 0 | 24 |
| 1300 | 0 | 0 | 0 | 0 | 24 | 0 | 24 |
| 1330 | 0 | 0 | 0 | 0 | 24 | 0 | 24 |
| 1400 | 0 | 0 | 0 | 0 | 0 | 0 | 0 |
| 1430 | 0 | 0 | 0 | 0 | 0 | 0 | 0 |
| 1500 | 0 | 0 | 0 | 0 | 0 | 0 | 0 |
| 1530 | 0 | 0 | 0 | 0 | 0 | 0 | 0 |
| 1600 | 0 | 0 | 0 | 0 | 0 | 0 | 0 |
| 1630 | 0 | 0 | 0 | 0 | 0 | 0 | 0 |
| 1700 | 0 | 0 | 0 | 0 | 0 | 0 | 0 |
| 1730 | 0 | 0 | 0 | 0 | 0 | 0 | 0 |
| 1800 | 0 | 0 | 0 | 0 | 0 | 0 | 0 |
| 1830 | 0 | 0 | 0 | 0 | 0 | 0 | 0 |
| 1900 | 0 | 0 | 0 | 0 | 0 | 0 | 0 |
| 1930 | 0 | 0 | 0 | 0 | 0 | 0 | 0 |
| 2000 | 0 | 0 | 0 | 0 | 0 | 0 | 0 |
| 2030 | 0 | 0 | 0 | 0 | 0 | 0 | 0 |
| 2100 | 0 | 0 | 0 | 0 | 0 | 0 | 0 |
| 2130 | 0 | 0 | 0 | 0 | 0 | 0 | 0 |
| Total Student Seat 1/2 Hours: | 0 | 0 | 0 | 0 | 288 | 0 | 288 |
| Total Student Seat Hours: | 0 | 0 | 0 | 0 | 144 | 0 | 144 |
| % Max Student Hrs: | 0% | 0% | 0% | 0% | 43% | 0% | 9% |
| % State Benchmark: | 0% | 0% | 0% | 0% | 85% | 0% | 17% |

| CRN | Course | Enroll | Dates | Days | BTime | ETime | Instructor | Hrs | Type |
|-------|----------|--------|-------|------|-------|-------|------------|------------------|------|
| 31198 | BIOL V14 | 24 | 1/6 | 5/19 | F | 0800 | 1350 | Algiers, Kamelia | 6 WC |

| | | | | |
|----------------------------|-----------|----------------------|--------------|--------------------------|
| Utilization % Color Codes: | Red < 25% | Blue < 50% | Green < 90% | Gold >= 90% |
| Capacity: | 24 | Students (Banner) | Description: | Sciences and Mathematics |
| Stations: | 24 | Students (Fusion) | Division: | |
| Max Student Hrs: | 1,680 | Capacity * 70 Hrs/Wk | Room Use: | 210 Class Lab |
| Use Factor: | 53 | Hrs/Week | Size: | 1,296 Sq. Feet |
| Occ Factor: | 16 | Students/Hr | TOP Code: | 040100 |
| State Benchmark: | 848 | Student Hours/Wk | TOP Title: | Biology, General |

Number of Students by Time and Day

| Time | Mon | Tues | Wed | Thur | Fri | Sat | Week |
|-------------------------------|-----|------|-----|------|-----|-----|------|
| 0700 | 0 | 0 | 0 | 0 | 0 | 0 | 0 |
| 0730 | 0 | 0 | 0 | 0 | 0 | 0 | 0 |
| 0800 | 0 | 0 | 0 | 0 | 0 | 0 | 0 |
| 0830 | 0 | 0 | 0 | 0 | 0 | 0 | 0 |
| 0900 | 0 | 0 | 0 | 0 | 0 | 0 | 0 |
| 0930 | 0 | 0 | 0 | 0 | 0 | 0 | 0 |
| 1000 | 0 | 0 | 21 | 0 | 0 | 0 | 21 |
| 1030 | 0 | 0 | 21 | 0 | 0 | 0 | 21 |
| 1100 | 0 | 0 | 21 | 0 | 0 | 0 | 21 |
| 1130 | 0 | 0 | 21 | 0 | 0 | 0 | 21 |
| 1200 | 0 | 0 | 21 | 0 | 0 | 0 | 21 |
| 1230 | 0 | 0 | 21 | 0 | 0 | 0 | 21 |
| 1300 | 0 | 0 | 0 | 0 | 0 | 0 | 0 |
| 1330 | 0 | 0 | 0 | 0 | 0 | 0 | 0 |
| 1400 | 0 | 0 | 0 | 0 | 0 | 0 | 0 |
| 1430 | 0 | 0 | 0 | 0 | 0 | 0 | 0 |
| 1500 | 0 | 0 | 0 | 0 | 0 | 0 | 0 |
| 1530 | 0 | 0 | 0 | 0 | 0 | 0 | 0 |
| 1600 | 0 | 0 | 0 | 0 | 0 | 0 | 0 |
| 1630 | 0 | 0 | 0 | 0 | 0 | 0 | 0 |
| 1700 | 0 | 0 | 0 | 0 | 0 | 0 | 0 |
| 1730 | 0 | 0 | 0 | 0 | 0 | 0 | 0 |
| 1800 | 0 | 0 | 0 | 0 | 0 | 0 | 0 |
| 1830 | 0 | 0 | 0 | 0 | 0 | 0 | 0 |
| 1900 | 0 | 0 | 0 | 0 | 0 | 0 | 0 |
| 1930 | 0 | 0 | 0 | 0 | 0 | 0 | 0 |
| 2000 | 0 | 0 | 0 | 0 | 0 | 0 | 0 |
| 2030 | 0 | 0 | 0 | 0 | 0 | 0 | 0 |
| 2100 | 0 | 0 | 0 | 0 | 0 | 0 | 0 |
| 2130 | 0 | 0 | 0 | 0 | 0 | 0 | 0 |
| Total Student Seat 1/2 Hours: | 0 | 0 | 126 | 0 | 0 | 0 | 126 |
| Total Student Seat Hours: | 0 | 0 | 63 | 0 | 0 | 0 | 63 |
| % Max Student Hrs: | 0% | 0% | 19% | 0% | 0% | 0% | 4% |
| % State Benchmark: | 0% | 0% | 37% | 0% | 0% | 0% | 7% |

| CRN | Course | Enroll | Dates | Days | BTime | ETime | Instructor | Hrs | Type |
|-------|-----------|--------|------------|------|-------|-------|----------------------------|-----|------|
| 74785 | BIOL V29L | 21 | 8/19 12/18 | W | 1000 | 1250 | Diaz de Leon, Elizabeth F. | 3 | WC |

| | | | | |
|----------------------------|-----------|----------------------|--------------|--------------------------|
| Utilization % Color Codes: | Red < 25% | Blue < 50% | Green < 90% | Gold >= 90% |
| Capacity: | 24 | Students (Banner) | Description: | Sciences and Mathematics |
| Stations: | 24 | Students (Fusion) | Division: | |
| Max Student Hrs: | 1,680 | Capacity * 70 Hrs/Wk | Room Use: | 210 Class Lab |
| Use Factor: | 53 | Hrs/Week | Size: | 1,248 Sq. Feet |
| Occ Factor: | 16 | Students/Hr | TOP Code: | 040100 |
| State Benchmark: | 848 | Student Hours/Wk | TOP Title: | Biology, General |

Number of Students by Time and Day

| Time | Mon | Tues | Wed | Thur | Fri | Sat | Week |
|-------------------------------|-----|------|-----|------|-----|-----|------|
| 0700 | 0 | 0 | 0 | 0 | 0 | 0 | 0 |
| 0730 | 0 | 0 | 0 | 0 | 0 | 0 | 0 |
| 0800 | 0 | 0 | 0 | 0 | 0 | 0 | 0 |
| 0830 | 0 | 0 | 0 | 0 | 0 | 0 | 0 |
| 0900 | 0 | 0 | 0 | 0 | 0 | 0 | 0 |
| 0930 | 0 | 0 | 0 | 0 | 0 | 0 | 0 |
| 1000 | 0 | 0 | 0 | 0 | 0 | 0 | 0 |
| 1030 | 0 | 0 | 0 | 0 | 0 | 0 | 0 |
| 1100 | 0 | 0 | 0 | 0 | 0 | 0 | 0 |
| 1130 | 0 | 0 | 0 | 0 | 0 | 0 | 0 |
| 1200 | 0 | 0 | 0 | 0 | 0 | 0 | 0 |
| 1230 | 0 | 0 | 0 | 0 | 0 | 0 | 0 |
| 1300 | 0 | 0 | 0 | 0 | 0 | 0 | 0 |
| 1330 | 0 | 0 | 0 | 0 | 0 | 0 | 0 |
| 1400 | 0 | 0 | 0 | 0 | 0 | 0 | 0 |
| 1430 | 0 | 0 | 0 | 0 | 0 | 0 | 0 |
| 1500 | 0 | 0 | 0 | 0 | 0 | 0 | 0 |
| 1530 | 0 | 0 | 0 | 0 | 0 | 0 | 0 |
| 1600 | 0 | 0 | 0 | 0 | 0 | 0 | 0 |
| 1630 | 0 | 0 | 0 | 0 | 0 | 0 | 0 |
| 1700 | 0 | 0 | 0 | 0 | 0 | 0 | 0 |
| 1730 | 0 | 0 | 0 | 0 | 0 | 0 | 0 |
| 1800 | 0 | 0 | 0 | 0 | 0 | 0 | 0 |
| 1830 | 0 | 0 | 0 | 0 | 0 | 0 | 0 |
| 1900 | 0 | 0 | 0 | 0 | 0 | 0 | 0 |
| 1930 | 0 | 0 | 0 | 0 | 0 | 0 | 0 |
| 2000 | 0 | 0 | 0 | 0 | 0 | 0 | 0 |
| 2030 | 0 | 0 | 0 | 0 | 0 | 0 | 0 |
| 2100 | 0 | 0 | 0 | 0 | 0 | 0 | 0 |
| 2130 | 0 | 0 | 0 | 0 | 0 | 0 | 0 |
| Total Student Seat 1/2 Hours: | 0 | 0 | 0 | 0 | 0 | 0 | 0 |
| Total Student Seat Hours: | 0 | 0 | 0 | 0 | 0 | 0 | 0 |
| % Max Student Hrs: | 0% | 0% | 0% | 0% | 0% | 0% | 0% |
| % State Benchmark: | 0% | 0% | 0% | 0% | 0% | 0% | 0% |

| | | | | |
|----------------------------|-----------|----------------------|--------------|--------------------------|
| Utilization % Color Codes: | Red < 25% | Blue < 50% | Green < 90% | Gold >= 90% |
| Capacity: | 24 | Students (Banner) | Description: | Sciences and Mathematics |
| Stations: | 24 | Students (Fusion) | Division: | |
| Max Student Hrs: | 1,680 | Capacity * 70 Hrs/Wk | Room Use: | 210 Class Lab |
| Use Factor: | 53 | Hrs/Week | Size: | 1,248 Sq. Feet |
| Occ Factor: | 16 | Students/Hr | TOP Code: | 040100 |
| State Benchmark: | 848 | Student Hours/Wk | TOP Title: | Biology, General |

Number of Students by Time and Day

| Time | Mon | Tues | Wed | Thur | Fri | Sat | Week |
|-------------------------------|-----|------|-----|------|-----|-----|------|
| 0700 | 0 | 0 | 0 | 0 | 0 | 0 | 0 |
| 0730 | 0 | 0 | 0 | 0 | 0 | 0 | 0 |
| 0800 | 0 | 0 | 0 | 0 | 0 | 0 | 0 |
| 0830 | 0 | 0 | 0 | 0 | 0 | 0 | 0 |
| 0900 | 0 | 0 | 0 | 0 | 0 | 0 | 0 |
| 0930 | 0 | 0 | 0 | 0 | 0 | 0 | 0 |
| 1000 | 0 | 0 | 0 | 0 | 0 | 0 | 0 |
| 1030 | 0 | 0 | 0 | 0 | 0 | 0 | 0 |
| 1100 | 0 | 0 | 0 | 0 | 0 | 0 | 0 |
| 1130 | 0 | 0 | 0 | 0 | 0 | 0 | 0 |
| 1200 | 0 | 0 | 0 | 0 | 0 | 0 | 0 |
| 1230 | 0 | 0 | 0 | 0 | 0 | 0 | 0 |
| 1300 | 0 | 0 | 0 | 0 | 0 | 0 | 0 |
| 1330 | 0 | 0 | 0 | 0 | 0 | 0 | 0 |
| 1400 | 0 | 0 | 0 | 0 | 0 | 0 | 0 |
| 1430 | 0 | 0 | 0 | 0 | 0 | 0 | 0 |
| 1500 | 0 | 0 | 0 | 0 | 0 | 0 | 0 |
| 1530 | 0 | 0 | 0 | 0 | 0 | 0 | 0 |
| 1600 | 0 | 0 | 0 | 0 | 0 | 0 | 0 |
| 1630 | 0 | 0 | 0 | 0 | 0 | 0 | 0 |
| 1700 | 0 | 0 | 0 | 0 | 0 | 0 | 0 |
| 1730 | 0 | 0 | 0 | 0 | 0 | 0 | 0 |
| 1800 | 0 | 0 | 0 | 0 | 0 | 0 | 0 |
| 1830 | 0 | 0 | 0 | 0 | 0 | 0 | 0 |
| 1900 | 0 | 0 | 0 | 0 | 0 | 0 | 0 |
| 1930 | 0 | 0 | 0 | 0 | 0 | 0 | 0 |
| 2000 | 0 | 0 | 0 | 0 | 0 | 0 | 0 |
| 2030 | 0 | 0 | 0 | 0 | 0 | 0 | 0 |
| 2100 | 0 | 0 | 0 | 0 | 0 | 0 | 0 |
| 2130 | 0 | 0 | 0 | 0 | 0 | 0 | 0 |
| Total Student Seat 1/2 Hours: | 0 | 0 | 0 | 0 | 0 | 0 | 0 |
| Total Student Seat Hours: | 0 | 0 | 0 | 0 | 0 | 0 | 0 |
| % Max Student Hrs: | 0% | 0% | 0% | 0% | 0% | 0% | 0% |
| % State Benchmark: | 0% | 0% | 0% | 0% | 0% | 0% | 0% |

| | | | | |
|----------------------------|-----------|----------------------|--------------|--------------------------|
| Utilization % Color Codes: | Red < 25% | Blue < 50% | Green < 90% | Gold >= 90% |
| Capacity: | 24 | Students (Banner) | Description: | Sciences and Mathematics |
| Stations: | 24 | Students (Fusion) | Division: | |
| Max Student Hrs: | 1,680 | Capacity * 70 Hrs/Wk | Room Use: | 210 Class Lab |
| Use Factor: | 53 | Hrs/Week | Size: | 1,248 Sq. Feet |
| Occ Factor: | 16 | Students/Hr | TOP Code: | 040100 |
| State Benchmark: | 848 | Student Hours/Wk | TOP Title: | Biology, General |

Number of Students by Time and Day

| Time | Mon | Tues | Wed | Thur | Fri | Sat | Week |
|-------------------------------|-----|------|-----|------|-----|-----|------|
| 0700 | 0 | 0 | 0 | 0 | 0 | 0 | 0 |
| 0730 | 0 | 0 | 0 | 0 | 0 | 0 | 0 |
| 0800 | 0 | 0 | 0 | 0 | 0 | 0 | 0 |
| 0830 | 0 | 0 | 0 | 0 | 0 | 0 | 0 |
| 0900 | 0 | 0 | 0 | 0 | 0 | 0 | 0 |
| 0930 | 0 | 0 | 0 | 0 | 0 | 0 | 0 |
| 1000 | 0 | 0 | 0 | 0 | 0 | 0 | 0 |
| 1030 | 0 | 0 | 0 | 0 | 0 | 0 | 0 |
| 1100 | 0 | 0 | 0 | 0 | 0 | 0 | 0 |
| 1130 | 0 | 0 | 0 | 0 | 0 | 0 | 0 |
| 1200 | 0 | 0 | 0 | 0 | 0 | 0 | 0 |
| 1230 | 0 | 0 | 0 | 0 | 0 | 0 | 0 |
| 1300 | 0 | 0 | 0 | 0 | 0 | 0 | 0 |
| 1330 | 0 | 0 | 0 | 0 | 0 | 0 | 0 |
| 1400 | 0 | 0 | 0 | 0 | 0 | 0 | 0 |
| 1430 | 0 | 0 | 0 | 0 | 0 | 0 | 0 |
| 1500 | 0 | 0 | 0 | 0 | 0 | 0 | 0 |
| 1530 | 0 | 0 | 0 | 0 | 0 | 0 | 0 |
| 1600 | 0 | 0 | 0 | 0 | 0 | 0 | 0 |
| 1630 | 0 | 0 | 0 | 0 | 0 | 0 | 0 |
| 1700 | 0 | 0 | 0 | 0 | 0 | 0 | 0 |
| 1730 | 0 | 0 | 0 | 0 | 0 | 0 | 0 |
| 1800 | 0 | 0 | 0 | 0 | 0 | 0 | 0 |
| 1830 | 0 | 0 | 0 | 0 | 0 | 0 | 0 |
| 1900 | 0 | 0 | 0 | 0 | 0 | 0 | 0 |
| 1930 | 0 | 0 | 0 | 0 | 0 | 0 | 0 |
| 2000 | 0 | 0 | 0 | 0 | 0 | 0 | 0 |
| 2030 | 0 | 0 | 0 | 0 | 0 | 0 | 0 |
| 2100 | 0 | 0 | 0 | 0 | 0 | 0 | 0 |
| 2130 | 0 | 0 | 0 | 0 | 0 | 0 | 0 |
| Total Student Seat 1/2 Hours: | 0 | 0 | 0 | 0 | 0 | 0 | 0 |
| Total Student Seat Hours: | 0 | 0 | 0 | 0 | 0 | 0 | 0 |
| % Max Student Hrs: | 0% | 0% | 0% | 0% | 0% | 0% | 0% |
| % State Benchmark: | 0% | 0% | 0% | 0% | 0% | 0% | 0% |

| | | | | |
|----------------------------|-----------|----------------------|--------------|--------------------------|
| Utilization % Color Codes: | Red < 25% | Blue < 50% | Green < 90% | Gold >= 90% |
| Capacity: | 40 | Students (Banner) | Description: | Sciences and Mathematics |
| Stations: | 40 | Students (Fusion) | Division: | |
| Max Student Hrs: | 2,800 | Capacity * 70 Hrs/Wk | Room Use: | 110 Classroom |
| Use Factor: | 53 | Hrs/Week | Size: | 705 Sq. Feet |
| Occ Factor: | 27 | Students/Hr | TOP Code: | 170100 |
| State Benchmark: | 1,413 | Student Hours/Wk | TOP Title: | Mathematics, General |

Number of Students by Time and Day

| Time | Mon | Tues | Wed | Thur | Fri | Sat | Week |
|-------------------------------|------|------|------|------|-----|-----|-------|
| 0700 | 0 | 0 | 0 | 0 | 0 | 0 | 0 |
| 0730 | 0 | 0 | 0 | 0 | 0 | 0 | 0 |
| 0800 | 0 | 0 | 0 | 0 | 0 | 0 | 0 |
| 0830 | 38 | 40 | 38 | 40 | 0 | 0 | 156 |
| 0900 | 38 | 40 | 38 | 40 | 0 | 0 | 156 |
| 0930 | 38 | 40 | 38 | 40 | 0 | 0 | 156 |
| 1000 | 38 | 40 | 38 | 40 | 0 | 0 | 156 |
| 1030 | 36 | 43 | 36 | 43 | 0 | 0 | 158 |
| 1100 | 36 | 43 | 36 | 43 | 0 | 0 | 158 |
| 1130 | 36 | 43 | 36 | 43 | 0 | 0 | 158 |
| 1200 | 36 | 43 | 36 | 43 | 0 | 0 | 158 |
| 1230 | 46 | 35 | 46 | 35 | 0 | 0 | 162 |
| 1300 | 46 | 35 | 46 | 35 | 0 | 0 | 162 |
| 1330 | 46 | 35 | 46 | 35 | 0 | 0 | 162 |
| 1400 | 46 | 35 | 46 | 35 | 0 | 0 | 162 |
| 1430 | 46 | 35 | 46 | 35 | 0 | 0 | 162 |
| 1500 | 0 | 0 | 0 | 0 | 0 | 0 | 0 |
| 1530 | 0 | 0 | 0 | 0 | 0 | 0 | 0 |
| 1600 | 0 | 0 | 0 | 0 | 0 | 0 | 0 |
| 1630 | 0 | 0 | 0 | 0 | 0 | 0 | 0 |
| 1700 | 0 | 0 | 0 | 0 | 0 | 0 | 0 |
| 1730 | 40 | 0 | 40 | 0 | 0 | 0 | 80 |
| 1800 | 40 | 0 | 40 | 0 | 0 | 0 | 80 |
| 1830 | 40 | 0 | 40 | 0 | 0 | 0 | 80 |
| 1900 | 39 | 0 | 0 | 0 | 0 | 0 | 39 |
| 1930 | 39 | 0 | 0 | 0 | 0 | 0 | 39 |
| 2000 | 39 | 0 | 0 | 0 | 0 | 0 | 39 |
| 2030 | 39 | 0 | 0 | 0 | 0 | 0 | 39 |
| 2100 | 39 | 0 | 0 | 0 | 0 | 0 | 39 |
| 2130 | 39 | 0 | 0 | 0 | 0 | 0 | 39 |
| Total Student Seat 1/2 Hours: | 880 | 507 | 646 | 507 | 0 | 0 | 2,540 |
| Total Student Seat Hours: | 440 | 254 | 323 | 254 | 0 | 0 | 1,270 |
| % Max Student Hrs: | 79% | 45% | 58% | 45% | 0% | 0% | 45% |
| % State Benchmark: | 156% | 90% | 114% | 90% | 0% | 0% | 90% |

| CRN | Course | Enroll | Dates | Days | BTime | ETime | Instructor | Hrs | Type |
|-------|----------|--------|-------|------|-------|-------|------------|---------------------|------|
| 32730 | MATH V04 | 40 | 1/6 | 5/19 | T R | 0830 | 1020 | Stowers, Dorothy L. | 4 WC |
| 30130 | MATH V04 | 38 | 1/6 | 5/19 | M W | 0830 | 1020 | Beard, Michelle A. | 4 WC |
| 30132 | MATH V04 | 43 | 1/6 | 5/19 | T R | 1030 | 1220 | Stowers, Dorothy L. | 4 WC |
| 32731 | MATH V04 | 36 | 1/6 | 5/19 | M W | 1030 | 1220 | Beard, Michelle A. | 4 WC |
| 30528 | MATH V03 | 35 | 1/6 | 5/19 | T R | 1230 | 1445 | Morales, Lydia C. | 5 WC |
| 30091 | MATH V03 | 46 | 1/6 | 5/19 | M W | 1230 | 1445 | Yi, Peter | 5 WC |
| 31030 | MATH V10 | 40 | 1/6 | 5/19 | M W | 1730 | 1845 | Rigler, George A. | 3 WC |
| 32797 | MATH V10 | 39 | 1/6 | 5/19 | M | 1900 | 2150 | Rigler, George A. | 3 WC |

| | | | | |
|----------------------------|-----------|----------------------|--------------|--------------------------|
| Utilization % Color Codes: | Red < 25% | Blue < 50% | Green < 90% | Gold >= 90% |
| Capacity: | 40 | Students (Banner) | Description: | Sciences and Mathematics |
| Stations: | 40 | Students (Fusion) | Division: | |
| Max Student Hrs: | 2,800 | Capacity * 70 Hrs/Wk | Room Use: | 110 Classroom |
| Use Factor: | 53 | Hrs/Week | Size: | 705 Sq. Feet |
| Occ Factor: | 27 | Students/Hr | TOP Code: | 170100 |
| State Benchmark: | 1,413 | Student Hours/Wk | TOP Title: | Mathematics, General |

Number of Students by Time and Day

| Time | Mon | Tues | Wed | Thur | Fri | Sat | Week |
|-------------------------------|-----|------|-----|------|-----|-----|-------|
| 0700 | 0 | 0 | 0 | 0 | 0 | 0 | 0 |
| 0730 | 0 | 0 | 0 | 0 | 0 | 0 | 0 |
| 0800 | 0 | 0 | 0 | 0 | 0 | 0 | 0 |
| 0830 | 0 | 41 | 0 | 41 | 0 | 0 | 82 |
| 0900 | 0 | 41 | 0 | 41 | 0 | 0 | 82 |
| 0930 | 46 | 41 | 46 | 41 | 46 | 0 | 220 |
| 1000 | 46 | 41 | 46 | 41 | 46 | 0 | 220 |
| 1030 | 39 | 15 | 39 | 15 | 0 | 0 | 108 |
| 1100 | 39 | 15 | 39 | 15 | 0 | 0 | 108 |
| 1130 | 39 | 15 | 39 | 15 | 0 | 0 | 108 |
| 1200 | 39 | 0 | 39 | 0 | 0 | 0 | 78 |
| 1230 | 37 | 45 | 37 | 45 | 0 | 0 | 164 |
| 1300 | 37 | 45 | 37 | 45 | 0 | 0 | 164 |
| 1330 | 37 | 45 | 37 | 45 | 0 | 0 | 164 |
| 1400 | 0 | 0 | 0 | 0 | 0 | 0 | 0 |
| 1430 | 0 | 0 | 0 | 0 | 0 | 0 | 0 |
| 1500 | 0 | 0 | 0 | 0 | 0 | 0 | 0 |
| 1530 | 0 | 0 | 0 | 0 | 0 | 0 | 0 |
| 1600 | 0 | 0 | 0 | 0 | 0 | 0 | 0 |
| 1630 | 0 | 0 | 0 | 0 | 0 | 0 | 0 |
| 1700 | 0 | 0 | 0 | 0 | 0 | 0 | 0 |
| 1730 | 41 | 42 | 41 | 42 | 0 | 0 | 166 |
| 1800 | 41 | 42 | 41 | 42 | 0 | 0 | 166 |
| 1830 | 41 | 42 | 41 | 42 | 0 | 0 | 166 |
| 1900 | 0 | 38 | 0 | 0 | 0 | 0 | 38 |
| 1930 | 0 | 38 | 0 | 0 | 0 | 0 | 38 |
| 2000 | 0 | 38 | 0 | 0 | 0 | 0 | 38 |
| 2030 | 0 | 38 | 0 | 0 | 0 | 0 | 38 |
| 2100 | 0 | 38 | 0 | 0 | 0 | 0 | 38 |
| 2130 | 0 | 38 | 0 | 0 | 0 | 0 | 38 |
| Total Student Seat 1/2 Hours: | 482 | 698 | 482 | 470 | 92 | 0 | 2,224 |
| Total Student Seat Hours: | 241 | 349 | 241 | 235 | 46 | 0 | 1,112 |
| % Max Student Hrs: | 43% | 62% | 43% | 42% | 8% | 0% | 40% |
| % State Benchmark: | 85% | 123% | 85% | 83% | 16% | 0% | 79% |

| CRN | Course | Enroll | Dates | Days | BTime | ETime | Instructor | Hrs | Type |
|-------|----------|--------|------------|-------|-------|-------|---------------------|-----|------|
| 70363 | MATH V04 | 41 | 8/19 12/18 | T R | 0830 | 1020 | Stowers, Dorothy L. | 4 | WC |
| 78390 | MATH V05 | 46 | 8/19 12/18 | M W F | 0930 | 1020 | Bowen, Michael S. | 3 | WC |
| 72170 | MATH V23 | 15 | 8/19 12/18 | T R | 1030 | 1145 | Politowski, John E. | 3 | WC |
| 70181 | MATH V04 | 39 | 8/19 12/18 | M W | 1030 | 1220 | Beard, Michelle A. | 4 | WC |
| 70419 | MATH V05 | 45 | 8/19 12/18 | T R | 1230 | 1345 | Bowen, Michael S. | 3 | WC |
| 78388 | MATH V02 | 37 | 8/19 12/18 | M W | 1230 | 1345 | Bennett, Jack R. | 3 | WC |
| 70443 | MATH V10 | 42 | 8/19 12/18 | T R | 1730 | 1845 | Jones, Mattie C. | 3 | WC |
| 78495 | MATH V10 | 41 | 8/19 12/18 | M W | 1730 | 1845 | Rigler, George A. | 3 | WC |
| 70445 | MATH V10 | 38 | 8/19 12/18 | T | 1900 | 2150 | Rigler, George A. | 3 | WC |

| | | | | |
|----------------------------|-----------|----------------------|--------------|--------------------------|
| Utilization % Color Codes: | Red < 25% | Blue < 50% | Green < 90% | Gold >= 90% |
| Capacity: | 40 | Students (Banner) | Description: | Sciences and Mathematics |
| Stations: | 40 | Students (Fusion) | Division: | |
| Max Student Hrs: | 2,800 | Capacity * 70 Hrs/Wk | Room Use: | 110 Classroom |
| Use Factor: | 53 | Hrs/Week | Size: | 705 Sq. Feet |
| Occ Factor: | 27 | Students/Hr | TOP Code: | 170100 |
| State Benchmark: | 1,413 | Student Hours/Wk | TOP Title: | Mathematics, General |

Number of Students by Time and Day

| Time | Mon | Tues | Wed | Thur | Fri | Sat | Week |
|-------------------------------|-----|------|-----|------|-----|-----|-------|
| 0700 | 0 | 0 | 0 | 0 | 0 | 0 | 0 |
| 0730 | 0 | 0 | 0 | 0 | 0 | 0 | 0 |
| 0800 | 0 | 0 | 0 | 0 | 0 | 0 | 0 |
| 0830 | 0 | 0 | 0 | 0 | 0 | 0 | 0 |
| 0900 | 0 | 0 | 0 | 0 | 0 | 0 | 0 |
| 0930 | 40 | 40 | 40 | 40 | 0 | 0 | 160 |
| 1000 | 40 | 40 | 40 | 40 | 0 | 0 | 160 |
| 1030 | 40 | 40 | 40 | 40 | 0 | 0 | 160 |
| 1100 | 40 | 40 | 40 | 40 | 0 | 0 | 160 |
| 1130 | 40 | 40 | 40 | 40 | 0 | 0 | 160 |
| 1200 | 40 | 40 | 40 | 40 | 0 | 0 | 160 |
| 1230 | 0 | 0 | 0 | 0 | 0 | 0 | 0 |
| 1300 | 0 | 0 | 0 | 0 | 0 | 0 | 0 |
| 1330 | 0 | 0 | 0 | 0 | 0 | 0 | 0 |
| 1400 | 0 | 0 | 0 | 0 | 0 | 0 | 0 |
| 1430 | 0 | 0 | 0 | 0 | 0 | 0 | 0 |
| 1500 | 0 | 0 | 0 | 0 | 0 | 0 | 0 |
| 1530 | 0 | 0 | 0 | 0 | 0 | 0 | 0 |
| 1600 | 0 | 0 | 0 | 0 | 0 | 0 | 0 |
| 1630 | 0 | 0 | 0 | 0 | 0 | 0 | 0 |
| 1700 | 0 | 0 | 0 | 0 | 0 | 0 | 0 |
| 1730 | 0 | 0 | 0 | 0 | 0 | 0 | 0 |
| 1800 | 39 | 38 | 39 | 38 | 0 | 0 | 154 |
| 1830 | 39 | 38 | 39 | 38 | 0 | 0 | 154 |
| 1900 | 39 | 38 | 39 | 38 | 0 | 0 | 154 |
| 1930 | 39 | 38 | 39 | 38 | 0 | 0 | 154 |
| 2000 | 39 | 38 | 39 | 38 | 0 | 0 | 154 |
| 2030 | 39 | 38 | 39 | 38 | 0 | 0 | 154 |
| 2100 | 39 | 38 | 39 | 38 | 0 | 0 | 154 |
| 2130 | 39 | 38 | 39 | 38 | 0 | 0 | 154 |
| Total Student Seat 1/2 Hours: | 552 | 544 | 552 | 544 | 0 | 0 | 2,192 |
| Total Student Seat Hours: | 276 | 272 | 276 | 272 | 0 | 0 | 1,096 |
| % Max Student Hrs: | 49% | 49% | 49% | 49% | 0% | 0% | 39% |
| % State Benchmark: | 98% | 96% | 98% | 96% | 0% | 0% | 78% |

| CRN | Course | Enroll | Dates | Days | BTime | ETime | Instructor | Hrs | Type | |
|-------|----------|--------|-------|------|-------|-------|------------|----------------------|------|----|
| 54781 | MATH V21 | 40 | 6/17 | 8/1 | MTWR | 0930 | 1220 | Simhan, Shubhangi V. | 12 | DC |
| 55362 | MATH V10 | 38 | 6/18 | 7/30 | T R | 1800 | 2150 | Wilde, Karen | 8 | DC |
| 55371 | MATH V05 | 39 | 6/17 | 7/24 | M W | 1800 | 2150 | Beatty, Donna L. | 8 | DC |

| | | | | |
|----------------------------|-----------|----------------------|--------------|--------------------------|
| Utilization % Color Codes: | Red < 25% | Blue < 50% | Green < 90% | Gold >= 90% |
| Capacity: | 40 | Students (Banner) | Description: | Sciences and Mathematics |
| Stations: | 40 | Students (Fusion) | Division: | |
| Max Student Hrs: | 2,800 | Capacity * 70 Hrs/Wk | Room Use: | 110 Classroom |
| Use Factor: | 53 | Hrs/Week | Size: | 705 Sq. Feet |
| Occ Factor: | 27 | Students/Hr | TOP Code: | 170100 |
| State Benchmark: | 1,413 | Student Hours/Wk | TOP Title: | Mathematics, General |

Number of Students by Time and Day

| Time | Mon | Tues | Wed | Thur | Fri | Sat | Week |
|-------------------------------|-----|------|-----|------|-----|-----|-------|
| 0700 | 0 | 0 | 0 | 0 | 0 | 0 | 0 |
| 0730 | 0 | 0 | 0 | 0 | 0 | 0 | 0 |
| 0800 | 0 | 0 | 0 | 0 | 0 | 0 | 0 |
| 0830 | 0 | 29 | 20 | 29 | 0 | 0 | 78 |
| 0900 | 0 | 29 | 20 | 29 | 0 | 0 | 78 |
| 0930 | 0 | 29 | 0 | 29 | 0 | 0 | 58 |
| 1000 | 0 | 29 | 0 | 29 | 0 | 0 | 58 |
| 1030 | 27 | 27 | 27 | 27 | 0 | 0 | 108 |
| 1100 | 27 | 27 | 27 | 27 | 0 | 0 | 108 |
| 1130 | 23 | 23 | 23 | 23 | 23 | 0 | 115 |
| 1200 | 23 | 23 | 23 | 23 | 23 | 0 | 115 |
| 1230 | 41 | 43 | 41 | 43 | 0 | 0 | 168 |
| 1300 | 41 | 43 | 41 | 43 | 0 | 0 | 168 |
| 1330 | 41 | 43 | 41 | 43 | 0 | 0 | 168 |
| 1400 | 41 | 43 | 41 | 43 | 0 | 0 | 168 |
| 1430 | 41 | 43 | 41 | 43 | 0 | 0 | 168 |
| 1500 | 0 | 0 | 0 | 0 | 0 | 0 | 0 |
| 1530 | 0 | 0 | 0 | 0 | 0 | 0 | 0 |
| 1600 | 0 | 0 | 0 | 0 | 0 | 0 | 0 |
| 1630 | 0 | 0 | 0 | 0 | 0 | 0 | 0 |
| 1700 | 37 | 0 | 37 | 0 | 0 | 0 | 74 |
| 1730 | 37 | 42 | 37 | 42 | 0 | 0 | 158 |
| 1800 | 37 | 42 | 37 | 42 | 0 | 0 | 158 |
| 1830 | 37 | 42 | 37 | 42 | 0 | 0 | 158 |
| 1900 | 0 | 41 | 0 | 41 | 0 | 0 | 82 |
| 1930 | 0 | 41 | 0 | 41 | 0 | 0 | 82 |
| 2000 | 0 | 41 | 0 | 41 | 0 | 0 | 82 |
| 2030 | 0 | 41 | 0 | 41 | 0 | 0 | 82 |
| 2100 | 0 | 41 | 0 | 41 | 0 | 0 | 82 |
| 2130 | 0 | 0 | 0 | 0 | 0 | 0 | 0 |
| Total Student Seat 1/2 Hours: | 453 | 762 | 493 | 762 | 46 | 0 | 2,516 |
| Total Student Seat Hours: | 227 | 381 | 247 | 381 | 23 | 0 | 1,258 |
| % Max Student Hrs: | 40% | 68% | 44% | 68% | 4% | 0% | 45% |
| % State Benchmark: | 80% | 135% | 87% | 135% | 8% | 0% | 89% |

| CRN | Course | Enroll | Dates | Days | BTime | ETime | Instructor | Hrs | Type | |
|-------|----------|--------|-------|------|-------|-------|------------|---------------------------|------|----|
| 32675 | MATH V01 | 20 | 1/6 | 5/19 | W | 0830 | 0920 | Sani, Rashidali H. | 1 | WC |
| 32669 | MATH V01 | 29 | 1/6 | 5/19 | T R | 0830 | 1020 | Van Splinter, Tiffani A. | 4 | WC |
| 31568 | MATH V04 | 27 | 1/6 | 5/19 | MTWR | 1030 | 1120 | McDonough, James M. | 4 | WC |
| 32670 | MATH V01 | 23 | 1/6 | 5/19 | MTWRF | 1130 | 1220 | Petitfils, Ryan L. | 5 | WC |
| 32326 | MATH V03 | 43 | 1/6 | 5/19 | T R | 1230 | 1445 | Frederick, Christopher A. | 5 | WC |
| 32673 | MATH V01 | 41 | 1/6 | 5/19 | M W | 1230 | 1445 | Frederick, Christopher A. | 5 | WC |
| 30544 | MATH V04 | 37 | 1/6 | 5/19 | M W | 1700 | 1850 | Yi, Peter | 4 | WC |
| 32744 | MATH V05 | 42 | 1/6 | 5/19 | T R | 1730 | 1845 | Perry, Mickey J. | 3 | WC |
| 32679 | MATH V01 | 41 | 1/6 | 5/19 | T R | 1900 | 2115 | Perry, Mickey J. | 5 | WC |

| | | | | |
|----------------------------|-----------|----------------------|--------------|--------------------------|
| Utilization % Color Codes: | Red < 25% | Blue < 50% | Green < 90% | Gold >= 90% |
| Capacity: | 40 | Students (Banner) | Description: | Sciences and Mathematics |
| Stations: | 40 | Students (Fusion) | Division: | |
| Max Student Hrs: | 2,800 | Capacity * 70 Hrs/Wk | Room Use: | 110 Classroom |
| Use Factor: | 53 | Hrs/Week | Size: | 705 Sq. Feet |
| Occ Factor: | 27 | Students/Hr | TOP Code: | 170100 |
| State Benchmark: | 1,413 | Student Hours/Wk | TOP Title: | Mathematics, General |

Number of Students by Time and Day

| Time | Mon | Tues | Wed | Thur | Fri | Sat | Week |
|-------------------------------|-----|------|------|------|-----|-----|-------|
| 0700 | 0 | 0 | 0 | 0 | 0 | 0 | 0 |
| 0730 | 0 | 0 | 0 | 0 | 0 | 0 | 0 |
| 0800 | 0 | 0 | 0 | 0 | 0 | 0 | 0 |
| 0830 | 0 | 42 | 46 | 42 | 0 | 0 | 130 |
| 0900 | 0 | 42 | 46 | 42 | 0 | 0 | 130 |
| 0930 | 0 | 42 | 0 | 42 | 0 | 0 | 84 |
| 1000 | 0 | 42 | 0 | 42 | 0 | 0 | 84 |
| 1030 | 28 | 41 | 28 | 41 | 28 | 0 | 166 |
| 1100 | 28 | 41 | 28 | 41 | 28 | 0 | 166 |
| 1130 | 0 | 41 | 0 | 41 | 0 | 0 | 82 |
| 1200 | 0 | 41 | 0 | 41 | 0 | 0 | 82 |
| 1230 | 21 | 41 | 21 | 41 | 0 | 0 | 124 |
| 1300 | 21 | 41 | 21 | 41 | 0 | 0 | 124 |
| 1330 | 21 | 41 | 21 | 41 | 0 | 0 | 124 |
| 1400 | 21 | 41 | 21 | 41 | 0 | 0 | 124 |
| 1430 | 21 | 41 | 21 | 41 | 0 | 0 | 124 |
| 1500 | 0 | 0 | 0 | 0 | 0 | 0 | 0 |
| 1530 | 0 | 0 | 0 | 0 | 0 | 0 | 0 |
| 1600 | 0 | 0 | 0 | 0 | 0 | 0 | 0 |
| 1630 | 0 | 37 | 0 | 37 | 0 | 0 | 74 |
| 1700 | 0 | 37 | 0 | 37 | 0 | 0 | 74 |
| 1730 | 45 | 37 | 45 | 37 | 0 | 0 | 164 |
| 1800 | 45 | 37 | 45 | 37 | 0 | 0 | 164 |
| 1830 | 45 | 37 | 45 | 37 | 0 | 0 | 164 |
| 1900 | 41 | 39 | 41 | 39 | 0 | 0 | 160 |
| 1930 | 41 | 39 | 41 | 39 | 0 | 0 | 160 |
| 2000 | 41 | 39 | 41 | 39 | 0 | 0 | 160 |
| 2030 | 41 | 39 | 41 | 39 | 0 | 0 | 160 |
| 2100 | 41 | 39 | 41 | 39 | 0 | 0 | 160 |
| 2130 | 0 | 0 | 0 | 0 | 0 | 0 | 0 |
| Total Student Seat 1/2 Hours: | 501 | 917 | 593 | 917 | 56 | 0 | 2,984 |
| Total Student Seat Hours: | 251 | 459 | 297 | 459 | 28 | 0 | 1,492 |
| % Max Student Hrs: | 45% | 82% | 53% | 82% | 5% | 0% | 53% |
| % State Benchmark: | 89% | 162% | 105% | 162% | 10% | 0% | 106% |

| CRN | Course | Enroll | Dates | Days | BTime | ETime | Instructor | Hrs | Type |
|-------|----------|--------|------------|-------|-------|-------|--------------------|-----|------|
| 70328 | MATH V03 | 46 | 8/19 12/18 | W | 0830 | 0920 | Nguyen, Jarmila | 1 | WC |
| 70286 | MATH V01 | 42 | 8/19 12/18 | T R | 0830 | 1020 | Beard, Michelle A. | 4 | WC |
| 70290 | MATH V01 | 41 | 8/19 12/18 | T R | 1030 | 1220 | Ryan, Kristine A. | 4 | WC |
| 70399 | MATH V13 | 28 | 8/19 12/18 | M W F | 1030 | 1120 | Bennett, Jack R. | 3 | WC |
| 70298 | MATH V01 | 41 | 8/19 12/18 | T R | 1230 | 1445 | Ryno, Jan Diane | 5 | WC |
| 71604 | MATH V21 | 21 | 8/19 12/18 | M W | 1230 | 1445 | Morales, Lydia C. | 5 | WC |
| 70304 | MATH V01 | 37 | 8/19 12/18 | T R | 1630 | 1845 | Bundy, Janine P. | 5 | WC |
| 70422 | MATH V05 | 45 | 8/19 12/18 | M W | 1730 | 1845 | Perry, Mickey J. | 3 | WC |
| 70305 | MATH V01 | 39 | 8/19 12/18 | T R | 1900 | 2115 | Ryno, Jan Diane | 5 | WC |
| 70303 | MATH V01 | 41 | 8/19 12/18 | M W | 1900 | 2115 | Perry, Mickey J. | 5 | WC |

| | | | | |
|----------------------------|-----------|----------------------|--------------|--------------------------|
| Utilization % Color Codes: | Red < 25% | Blue < 50% | Green < 90% | Gold >= 90% |
| Capacity: | 40 | Students (Banner) | Description: | Sciences and Mathematics |
| Stations: | 40 | Students (Fusion) | Division: | |
| Max Student Hrs: | 2,800 | Capacity * 70 Hrs/Wk | Room Use: | 110 Classroom |
| Use Factor: | 53 | Hrs/Week | Size: | 705 Sq. Feet |
| Occ Factor: | 27 | Students/Hr | TOP Code: | 170100 |
| State Benchmark: | 1,413 | Student Hours/Wk | TOP Title: | Mathematics, General |

Number of Students by Time and Day

| Time | Mon | Tues | Wed | Thur | Fri | Sat | Week |
|-------------------------------|-----|------|-----|------|-----|-----|-------|
| 0700 | 0 | 0 | 0 | 0 | 0 | 0 | 0 |
| 0730 | 0 | 0 | 0 | 0 | 0 | 0 | 0 |
| 0800 | 0 | 0 | 0 | 0 | 0 | 0 | 0 |
| 0830 | 33 | 33 | 33 | 33 | 0 | 0 | 132 |
| 0900 | 33 | 33 | 33 | 33 | 0 | 0 | 132 |
| 0930 | 33 | 33 | 33 | 33 | 0 | 0 | 132 |
| 1000 | 33 | 33 | 33 | 33 | 0 | 0 | 132 |
| 1030 | 0 | 0 | 0 | 0 | 0 | 0 | 0 |
| 1100 | 0 | 0 | 0 | 0 | 0 | 0 | 0 |
| 1130 | 16 | 16 | 16 | 16 | 0 | 0 | 64 |
| 1200 | 16 | 16 | 16 | 16 | 0 | 0 | 64 |
| 1230 | 16 | 16 | 16 | 16 | 0 | 0 | 64 |
| 1300 | 16 | 16 | 16 | 16 | 0 | 0 | 64 |
| 1330 | 0 | 0 | 0 | 0 | 0 | 0 | 0 |
| 1400 | 0 | 0 | 0 | 0 | 0 | 0 | 0 |
| 1430 | 0 | 0 | 0 | 0 | 0 | 0 | 0 |
| 1500 | 0 | 0 | 0 | 0 | 0 | 0 | 0 |
| 1530 | 0 | 0 | 0 | 0 | 0 | 0 | 0 |
| 1600 | 0 | 0 | 0 | 0 | 0 | 0 | 0 |
| 1630 | 0 | 0 | 0 | 0 | 0 | 0 | 0 |
| 1700 | 0 | 0 | 0 | 0 | 0 | 0 | 0 |
| 1730 | 0 | 0 | 0 | 0 | 0 | 0 | 0 |
| 1800 | 31 | 31 | 31 | 31 | 0 | 0 | 124 |
| 1830 | 31 | 31 | 31 | 31 | 0 | 0 | 124 |
| 1900 | 31 | 31 | 31 | 31 | 0 | 0 | 124 |
| 1930 | 31 | 31 | 31 | 31 | 0 | 0 | 124 |
| 2000 | 31 | 31 | 31 | 31 | 0 | 0 | 124 |
| 2030 | 31 | 31 | 31 | 31 | 0 | 0 | 124 |
| 2100 | 0 | 0 | 0 | 0 | 0 | 0 | 0 |
| 2130 | 0 | 0 | 0 | 0 | 0 | 0 | 0 |
| Total Student Seat 1/2 Hours: | 382 | 382 | 382 | 382 | 0 | 0 | 1,528 |
| Total Student Seat Hours: | 191 | 191 | 191 | 191 | 0 | 0 | 764 |
| % Max Student Hrs: | 34% | 34% | 34% | 34% | 0% | 0% | 27% |
| % State Benchmark: | 68% | 68% | 68% | 68% | 0% | 0% | 54% |

| CRN | Course | Enroll | Dates | Days | BTime | ETime | Instructor | Hrs | Type |
|-------|----------|--------|-------|------|-------|-------|------------|--------------------------|-------|
| 55768 | MATH V10 | 33 | 6/17 | 7/29 | MTWR | 0830 | 1020 | Van Splinter, Tiffani A. | 8 DC |
| 52464 | MATH V10 | 16 | 6/17 | 7/29 | MTWR | 1130 | 1320 | Sani, Rashidali H. | 8 DC |
| 55394 | MATH V01 | 31 | 6/17 | 8/1 | MTWR | 1800 | 2050 | Bundy, Janine P. | 12 DC |

| | | | | |
|----------------------------|-----------|----------------------|--------------|--------------------------|
| Utilization % Color Codes: | Red < 25% | Blue < 50% | Green < 90% | Gold >= 90% |
| Capacity: | 40 | Students (Banner) | Description: | Sciences and Mathematics |
| Stations: | 40 | Students (Fusion) | Division: | |
| Max Student Hrs: | 2,800 | Capacity * 70 Hrs/Wk | Room Use: | 110 Classroom |
| Use Factor: | 53 | Hrs/Week | Size: | 705 Sq. Feet |
| Occ Factor: | 27 | Students/Hr | TOP Code: | 170100 |
| State Benchmark: | 1,413 | Student Hours/Wk | TOP Title: | Mathematics, General |

Number of Students by Time and Day

| Time | Mon | Tues | Wed | Thur | Fri | Sat | Week |
|-------------------------------|-----|------|-----|------|-----|-----|-------|
| 0700 | 0 | 0 | 0 | 0 | 0 | 0 | 0 |
| 0730 | 0 | 0 | 0 | 0 | 0 | 0 | 0 |
| 0800 | 0 | 0 | 0 | 0 | 0 | 0 | 0 |
| 0830 | 23 | 23 | 23 | 23 | 23 | 0 | 115 |
| 0900 | 23 | 23 | 23 | 23 | 23 | 0 | 115 |
| 0930 | 30 | 30 | 30 | 30 | 0 | 0 | 120 |
| 1000 | 30 | 30 | 30 | 30 | 0 | 0 | 120 |
| 1030 | 17 | 17 | 17 | 17 | 17 | 0 | 85 |
| 1100 | 17 | 17 | 17 | 17 | 17 | 0 | 85 |
| 1130 | 12 | 12 | 12 | 12 | 12 | 0 | 60 |
| 1200 | 12 | 12 | 12 | 12 | 12 | 0 | 60 |
| 1230 | 22 | 45 | 22 | 45 | 0 | 0 | 134 |
| 1300 | 22 | 45 | 22 | 45 | 0 | 0 | 134 |
| 1330 | 22 | 45 | 22 | 45 | 0 | 0 | 134 |
| 1400 | 22 | 45 | 22 | 45 | 0 | 0 | 134 |
| 1430 | 22 | 45 | 22 | 45 | 0 | 0 | 134 |
| 1500 | 0 | 0 | 0 | 0 | 0 | 0 | 0 |
| 1530 | 0 | 0 | 0 | 0 | 0 | 0 | 0 |
| 1600 | 0 | 0 | 0 | 0 | 0 | 0 | 0 |
| 1630 | 0 | 0 | 0 | 0 | 0 | 0 | 0 |
| 1700 | 0 | 40 | 0 | 40 | 0 | 0 | 80 |
| 1730 | 0 | 40 | 0 | 40 | 0 | 0 | 80 |
| 1800 | 0 | 40 | 0 | 40 | 0 | 0 | 80 |
| 1830 | 0 | 40 | 0 | 40 | 0 | 0 | 80 |
| 1900 | 0 | 38 | 0 | 38 | 0 | 0 | 76 |
| 1930 | 0 | 38 | 0 | 38 | 0 | 0 | 76 |
| 2000 | 0 | 38 | 0 | 38 | 0 | 0 | 76 |
| 2030 | 0 | 38 | 0 | 38 | 0 | 0 | 76 |
| 2100 | 0 | 0 | 0 | 0 | 0 | 0 | 0 |
| 2130 | 0 | 0 | 0 | 0 | 0 | 0 | 0 |
| Total Student Seat 1/2 Hours: | 274 | 701 | 274 | 701 | 104 | 0 | 2,054 |
| Total Student Seat Hours: | 137 | 351 | 137 | 351 | 52 | 0 | 1,027 |
| % Max Student Hrs: | 24% | 63% | 24% | 63% | 9% | 0% | 37% |
| % State Benchmark: | 48% | 124% | 48% | 124% | 18% | 0% | 73% |

| CRN | Course | Enroll | Dates | Days | BTime | ETime | Instructor | Hrs | Type | |
|-------|----------|--------|-------|------|-------|-------|------------|-------------------|------|----|
| 32667 | MATH V01 | 23 | 1/6 | 5/19 | MTWRF | 0830 | 0920 | Freixas, Marta M. | 5 | WC |
| 31061 | MATH V11 | 30 | 1/6 | 5/19 | MTWR | 0930 | 1020 | Bennett, Jack R. | 4 | WC |
| 30355 | MATH V21 | 17 | 1/6 | 5/19 | MTWRF | 1030 | 1120 | Freixas, Marta M. | 5 | WC |
| 32803 | MATH V20 | 12 | 1/6 | 5/19 | MTWRF | 1130 | 1220 | Freixas, Marta M. | 5 | WC |
| 31104 | MATH V21 | 45 | 1/6 | 5/19 | T R | 1230 | 1445 | Bundy, Janine P. | 5 | WC |
| 30626 | MATH V21 | 22 | 1/6 | 5/19 | M W | 1230 | 1445 | Morales, Lydia C. | 5 | WC |
| 30944 | MATH V44 | 40 | 1/6 | 5/19 | T R | 1700 | 1850 | Diebolt, David W. | 4 | WC |
| 32860 | MATH V44 | 38 | 1/6 | 5/19 | T R | 1900 | 2050 | Diebolt, David W. | 4 | WC |

| | | | | |
|----------------------------|-----------|----------------------|--------------|--------------------------|
| Utilization % Color Codes: | Red < 25% | Blue < 50% | Green < 90% | Gold >= 90% |
| Capacity: | 40 | Students (Banner) | Description: | Sciences and Mathematics |
| Stations: | 40 | Students (Fusion) | Division: | |
| Max Student Hrs: | 2,800 | Capacity * 70 Hrs/Wk | Room Use: | 110 Classroom |
| Use Factor: | 53 | Hrs/Week | Size: | 705 Sq. Feet |
| Occ Factor: | 27 | Students/Hr | TOP Code: | 170100 |
| State Benchmark: | 1,413 | Student Hours/Wk | TOP Title: | Mathematics, General |

Number of Students by Time and Day

| Time | Mon | Tues | Wed | Thur | Fri | Sat | Week |
|-------------------------------|------|------|------|------|-----|-----|-------|
| 0700 | 0 | 0 | 0 | 0 | 0 | 0 | 0 |
| 0730 | 0 | 0 | 0 | 0 | 0 | 0 | 0 |
| 0800 | 0 | 0 | 0 | 0 | 0 | 0 | 0 |
| 0830 | 84 | 84 | 84 | 84 | 42 | 0 | 378 |
| 0900 | 84 | 84 | 84 | 84 | 42 | 0 | 378 |
| 0930 | 84 | 84 | 84 | 84 | 42 | 0 | 378 |
| 1000 | 84 | 84 | 84 | 84 | 42 | 0 | 378 |
| 1030 | 43 | 43 | 43 | 43 | 43 | 0 | 215 |
| 1100 | 43 | 43 | 43 | 43 | 43 | 0 | 215 |
| 1130 | 37 | 37 | 37 | 37 | 37 | 0 | 185 |
| 1200 | 37 | 37 | 37 | 37 | 37 | 0 | 185 |
| 1230 | 28 | 44 | 28 | 44 | 0 | 0 | 144 |
| 1300 | 28 | 44 | 28 | 44 | 0 | 0 | 144 |
| 1330 | 28 | 44 | 28 | 44 | 0 | 0 | 144 |
| 1400 | 28 | 44 | 28 | 44 | 0 | 0 | 144 |
| 1430 | 28 | 44 | 28 | 44 | 0 | 0 | 144 |
| 1500 | 0 | 0 | 0 | 0 | 0 | 0 | 0 |
| 1530 | 0 | 0 | 0 | 0 | 0 | 0 | 0 |
| 1600 | 0 | 0 | 0 | 0 | 0 | 0 | 0 |
| 1630 | 0 | 0 | 0 | 0 | 0 | 0 | 0 |
| 1700 | 35 | 0 | 35 | 0 | 0 | 0 | 70 |
| 1730 | 35 | 0 | 35 | 0 | 0 | 0 | 70 |
| 1800 | 35 | 0 | 35 | 0 | 0 | 0 | 70 |
| 1830 | 35 | 0 | 35 | 0 | 0 | 0 | 70 |
| 1900 | 0 | 0 | 0 | 0 | 0 | 0 | 0 |
| 1930 | 0 | 0 | 0 | 0 | 0 | 0 | 0 |
| 2000 | 0 | 0 | 0 | 0 | 0 | 0 | 0 |
| 2030 | 0 | 0 | 0 | 0 | 0 | 0 | 0 |
| 2100 | 0 | 0 | 0 | 0 | 0 | 0 | 0 |
| 2130 | 0 | 0 | 0 | 0 | 0 | 0 | 0 |
| Total Student Seat 1/2 Hours: | 776 | 716 | 776 | 716 | 328 | 0 | 3,312 |
| Total Student Seat Hours: | 388 | 358 | 388 | 358 | 164 | 0 | 1,656 |
| % Max Student Hrs: | 69% | 64% | 69% | 64% | 29% | 0% | 59% |
| % State Benchmark: | 137% | 127% | 137% | 127% | 58% | 0% | 117% |

| CRN | Course | Enroll | Dates | Days | BTime | ETime | Instructor | Hrs | Type |
|-------|----------|--------|-------------|-------|-------|-------|-------------------|-----|------|
| 71573 | MATH V04 | 42 | 10/15 12/11 | MTWR | 0830 | 1020 | Anderson, Lisa W. | 8 | DC |
| 72363 | MATH V03 | 42 | 8/19 10/14 | MTWRF | 0830 | 1020 | Anderson, Lisa W. | 10 | DC |
| 70462 | MATH V21 | 43 | 8/19 12/18 | MTWRF | 1030 | 1120 | Bowen, Michael S. | 5 | WC |
| 70451 | MATH V20 | 37 | 8/19 12/18 | MTWRF | 1130 | 1220 | Bowen, Michael S. | 5 | WC |
| 71517 | MATH V21 | 44 | 8/19 12/18 | T R | 1230 | 1445 | Bundy, Janine P. | 5 | WC |
| 70927 | MATH V35 | 28 | 8/19 12/18 | M W | 1230 | 1445 | Acuff, Mark C. | 5 | WC |
| 70488 | MATH V44 | 35 | 8/19 12/18 | M W | 1700 | 1850 | Tivy, Anna N. | 4 | WC |

| | | | | |
|----------------------------|-----------|----------------------|--------------|--------------------------|
| Utilization % Color Codes: | Red < 25% | Blue < 50% | Green < 90% | Gold >= 90% |
| Capacity: | 40 | Students (Banner) | Description: | Sciences and Mathematics |
| Stations: | 40 | Students (Fusion) | Division: | |
| Max Student Hrs: | 2,800 | Capacity * 70 Hrs/Wk | Room Use: | 110 Classroom |
| Use Factor: | 53 | Hrs/Week | Size: | 705 Sq. Feet |
| Occ Factor: | 27 | Students/Hr | TOP Code: | 170100 |
| State Benchmark: | 1,413 | Student Hours/Wk | TOP Title: | Mathematics, General |

Number of Students by Time and Day

| Time | Mon | Tues | Wed | Thur | Fri | Sat | Week |
|-------------------------------|-----|------|-----|------|-----|-----|-------|
| 0700 | 0 | 0 | 0 | 0 | 0 | 0 | 0 |
| 0730 | 0 | 0 | 0 | 0 | 0 | 0 | 0 |
| 0800 | 0 | 0 | 0 | 0 | 0 | 0 | 0 |
| 0830 | 0 | 0 | 0 | 0 | 0 | 0 | 0 |
| 0900 | 0 | 0 | 0 | 0 | 0 | 0 | 0 |
| 0930 | 45 | 45 | 45 | 45 | 0 | 0 | 180 |
| 1000 | 45 | 45 | 45 | 45 | 0 | 0 | 180 |
| 1030 | 45 | 45 | 45 | 45 | 0 | 0 | 180 |
| 1100 | 45 | 45 | 45 | 45 | 0 | 0 | 180 |
| 1130 | 45 | 45 | 45 | 45 | 0 | 0 | 180 |
| 1200 | 45 | 45 | 45 | 45 | 0 | 0 | 180 |
| 1230 | 18 | 18 | 18 | 18 | 0 | 0 | 72 |
| 1300 | 18 | 18 | 18 | 18 | 0 | 0 | 72 |
| 1330 | 18 | 18 | 18 | 18 | 0 | 0 | 72 |
| 1400 | 18 | 18 | 18 | 18 | 0 | 0 | 72 |
| 1430 | 18 | 18 | 18 | 18 | 0 | 0 | 72 |
| 1500 | 0 | 0 | 0 | 0 | 0 | 0 | 0 |
| 1530 | 0 | 0 | 0 | 0 | 0 | 0 | 0 |
| 1600 | 0 | 0 | 0 | 0 | 0 | 0 | 0 |
| 1630 | 0 | 0 | 0 | 0 | 0 | 0 | 0 |
| 1700 | 0 | 0 | 0 | 0 | 0 | 0 | 0 |
| 1730 | 0 | 0 | 0 | 0 | 0 | 0 | 0 |
| 1800 | 0 | 16 | 16 | 16 | 0 | 0 | 48 |
| 1830 | 0 | 16 | 16 | 16 | 0 | 0 | 48 |
| 1900 | 0 | 16 | 16 | 16 | 0 | 0 | 48 |
| 1930 | 0 | 16 | 16 | 16 | 0 | 0 | 48 |
| 2000 | 0 | 16 | 16 | 16 | 0 | 0 | 48 |
| 2030 | 0 | 16 | 16 | 16 | 0 | 0 | 48 |
| 2100 | 0 | 16 | 16 | 16 | 0 | 0 | 48 |
| 2130 | 0 | 0 | 0 | 0 | 0 | 0 | 0 |
| Total Student Seat 1/2 Hours: | 360 | 472 | 472 | 472 | 0 | 0 | 1,776 |
| Total Student Seat Hours: | 180 | 236 | 236 | 236 | 0 | 0 | 888 |
| % Max Student Hrs: | 32% | 42% | 42% | 42% | 0% | 0% | 32% |
| % State Benchmark: | 64% | 83% | 83% | 83% | 0% | 0% | 63% |

| CRN | Course | Enroll | Dates | Days | BTime | ETime | Instructor | Hrs | Type |
|-------|----------|--------|-------|------|-------|-------|------------|-------------------|-------|
| 54782 | MATH V20 | 45 | 6/17 | 8/1 | MTWR | 0930 | 1220 | Reynolds, John P. | 12 DC |
| 50787 | MATH V04 | 18 | 6/17 | 7/31 | MTWR | 1230 | 1445 | Reynolds, John P. | 10 DC |
| 55651 | MATH V04 | 16 | 6/18 | 7/31 | TWR | 1800 | 2115 | Diebolt, David W. | 11 DC |

| | | | | |
|----------------------------|-----------|----------------------|--------------|--------------------------|
| Utilization % Color Codes: | Red < 25% | Blue < 50% | Green < 90% | Gold >= 90% |
| Capacity: | 40 | Students (Banner) | Description: | Sciences and Mathematics |
| Stations: | 40 | Students (Fusion) | Division: | |
| Max Student Hrs: | 2,800 | Capacity * 70 Hrs/Wk | Room Use: | 110 Classroom |
| Use Factor: | 53 | Hrs/Week | Size: | 705 Sq. Feet |
| Occ Factor: | 27 | Students/Hr | TOP Code: | 170100 |
| State Benchmark: | 1,413 | Student Hours/Wk | TOP Title: | Mathematics, General |

Number of Students by Time and Day

| Time | Mon | Tues | Wed | Thur | Fri | Sat | Week |
|-------------------------------|-----|------|-----|------|-----|-----|-------|
| 0700 | 0 | 0 | 0 | 0 | 0 | 0 | 0 |
| 0730 | 0 | 0 | 0 | 0 | 0 | 0 | 0 |
| 0800 | 0 | 0 | 0 | 0 | 0 | 0 | 0 |
| 0830 | 43 | 43 | 43 | 43 | 43 | 0 | 215 |
| 0900 | 43 | 43 | 43 | 43 | 43 | 0 | 215 |
| 0930 | 34 | 0 | 0 | 0 | 34 | 0 | 68 |
| 1000 | 34 | 0 | 0 | 0 | 34 | 0 | 68 |
| 1030 | 34 | 0 | 0 | 0 | 34 | 0 | 68 |
| 1100 | 34 | 0 | 0 | 0 | 34 | 0 | 68 |
| 1130 | 35 | 35 | 35 | 35 | 35 | 0 | 175 |
| 1200 | 35 | 35 | 35 | 35 | 35 | 0 | 175 |
| 1230 | 33 | 21 | 33 | 21 | 0 | 0 | 108 |
| 1300 | 33 | 21 | 33 | 21 | 0 | 0 | 108 |
| 1330 | 33 | 21 | 33 | 21 | 0 | 0 | 108 |
| 1400 | 33 | 21 | 33 | 21 | 0 | 0 | 108 |
| 1430 | 0 | 21 | 0 | 21 | 0 | 0 | 42 |
| 1500 | 0 | 0 | 0 | 0 | 0 | 0 | 0 |
| 1530 | 0 | 0 | 0 | 0 | 0 | 0 | 0 |
| 1600 | 0 | 0 | 0 | 0 | 0 | 0 | 0 |
| 1630 | 0 | 46 | 0 | 46 | 0 | 0 | 92 |
| 1700 | 0 | 46 | 0 | 46 | 0 | 0 | 92 |
| 1730 | 0 | 46 | 0 | 46 | 0 | 0 | 92 |
| 1800 | 0 | 46 | 0 | 46 | 0 | 0 | 92 |
| 1830 | 0 | 46 | 0 | 46 | 0 | 0 | 92 |
| 1900 | 27 | 0 | 27 | 0 | 0 | 0 | 54 |
| 1930 | 27 | 0 | 27 | 0 | 0 | 0 | 54 |
| 2000 | 27 | 0 | 27 | 0 | 0 | 0 | 54 |
| 2030 | 27 | 0 | 27 | 0 | 0 | 0 | 54 |
| 2100 | 27 | 0 | 27 | 0 | 0 | 0 | 54 |
| 2130 | 0 | 0 | 0 | 0 | 0 | 0 | 0 |
| Total Student Seat 1/2 Hours: | 559 | 491 | 423 | 491 | 292 | 0 | 2,256 |
| Total Student Seat Hours: | 280 | 246 | 212 | 246 | 146 | 0 | 1,128 |
| % Max Student Hrs: | 50% | 44% | 38% | 44% | 26% | 0% | 40% |
| % State Benchmark: | 99% | 87% | 75% | 87% | 52% | 0% | 80% |

| CRN | Course | Enroll | Dates | Days | BTime | ETime | Instructor | Hrs | Type | |
|-------|----------|--------|-------|------|-------|-------|------------|----------------------|------|----|
| 32702 | MATH V03 | 43 | 1/6 | 5/19 | MTWRF | 0830 | 0920 | Bennett, Jack R. | 5 | WC |
| 32714 | MATH V03 | 34 | 1/6 | 5/19 | M F | 0930 | 1120 | Nguyen, Jarmila | 4 | WC |
| 36075 | MATH V03 | 35 | 1/6 | 5/19 | MTWRF | 1130 | 1220 | Bowen, Michael S. | 5 | WC |
| 32583 | MATH V01 | 21 | 1/6 | 5/19 | T R | 1230 | 1445 | Archibald, Janet S. | 5 | WC |
| 30732 | MATH V46 | 33 | 1/6 | 5/19 | M W | 1230 | 1420 | Simhan, Shubhangi V. | 4 | WC |
| 32710 | MATH V03 | 46 | 1/6 | 5/19 | T R | 1630 | 1845 | Petitfils, Ryan L. | 5 | WC |
| 32712 | MATH V03 | 27 | 1/6 | 5/19 | M W | 1900 | 2115 | Sha, Saliha L. | 5 | WC |

| | | | | |
|----------------------------|-----------|----------------------|--------------|--------------------------|
| Utilization % Color Codes: | Red < 25% | Blue < 50% | Green < 90% | Gold >= 90% |
| Capacity: | 40 | Students (Banner) | Description: | Sciences and Mathematics |
| Stations: | 40 | Students (Fusion) | Division: | |
| Max Student Hrs: | 2,800 | Capacity * 70 Hrs/Wk | Room Use: | 110 Classroom |
| Use Factor: | 53 | Hrs/Week | Size: | 705 Sq. Feet |
| Occ Factor: | 27 | Students/Hr | TOP Code: | 170100 |
| State Benchmark: | 1,413 | Student Hours/Wk | TOP Title: | Mathematics, General |

Number of Students by Time and Day

| Time | Mon | Tues | Wed | Thur | Fri | Sat | Week |
|-------------------------------|------|------|------|------|-----|-----|-------|
| 0700 | 0 | 0 | 0 | 0 | 0 | 0 | 0 |
| 0730 | 0 | 0 | 0 | 0 | 0 | 0 | 0 |
| 0800 | 0 | 0 | 0 | 0 | 0 | 0 | 0 |
| 0830 | 39 | 39 | 39 | 39 | 39 | 0 | 195 |
| 0900 | 39 | 39 | 39 | 39 | 39 | 0 | 195 |
| 0930 | 0 | 41 | 46 | 41 | 0 | 0 | 128 |
| 1000 | 0 | 41 | 46 | 41 | 0 | 0 | 128 |
| 1030 | 0 | 41 | 0 | 41 | 0 | 0 | 82 |
| 1100 | 0 | 41 | 0 | 41 | 0 | 0 | 82 |
| 1130 | 42 | 42 | 42 | 42 | 42 | 0 | 210 |
| 1200 | 42 | 42 | 42 | 42 | 42 | 0 | 210 |
| 1230 | 43 | 36 | 43 | 36 | 0 | 0 | 158 |
| 1300 | 43 | 36 | 43 | 36 | 0 | 0 | 158 |
| 1330 | 43 | 36 | 43 | 36 | 0 | 0 | 158 |
| 1400 | 43 | 36 | 43 | 36 | 0 | 0 | 158 |
| 1430 | 43 | 0 | 43 | 0 | 0 | 0 | 86 |
| 1500 | 0 | 0 | 0 | 0 | 0 | 0 | 0 |
| 1530 | 0 | 0 | 0 | 0 | 0 | 0 | 0 |
| 1600 | 0 | 0 | 0 | 0 | 0 | 0 | 0 |
| 1630 | 37 | 40 | 37 | 40 | 0 | 0 | 154 |
| 1700 | 37 | 40 | 37 | 40 | 0 | 0 | 154 |
| 1730 | 37 | 40 | 37 | 40 | 0 | 0 | 154 |
| 1800 | 37 | 40 | 37 | 40 | 0 | 0 | 154 |
| 1830 | 37 | 40 | 37 | 40 | 0 | 0 | 154 |
| 1900 | 39 | 49 | 39 | 49 | 0 | 0 | 176 |
| 1930 | 39 | 49 | 39 | 49 | 0 | 0 | 176 |
| 2000 | 39 | 49 | 39 | 49 | 0 | 0 | 176 |
| 2030 | 39 | 49 | 39 | 49 | 0 | 0 | 176 |
| 2100 | 39 | 49 | 39 | 49 | 0 | 0 | 176 |
| 2130 | 0 | 0 | 0 | 0 | 0 | 0 | 0 |
| Total Student Seat 1/2 Hours: | 757 | 915 | 849 | 915 | 162 | 0 | 3,598 |
| Total Student Seat Hours: | 379 | 458 | 425 | 458 | 81 | 0 | 1,799 |
| % Max Student Hrs: | 68% | 82% | 76% | 82% | 14% | 0% | 64% |
| % State Benchmark: | 134% | 162% | 150% | 162% | 29% | 0% | 127% |

| CRN | Course | Enroll | Dates | Days | BTime | ETime | Instructor | Hrs | Type |
|-------|----------|--------|------------|-------|-------|-------|---------------------------|-----|------|
| 70430 | MATH V01 | 39 | 8/19 12/18 | MTWRF | 0830 | 0920 | Frederick, Christopher A. | 5 | WC |
| 70347 | MATH V03 | 46 | 8/19 12/18 | W | 0930 | 1020 | Yi, Peter | 1 | WC |
| 70352 | MATH V03 | 41 | 8/19 12/18 | T R | 0930 | 1120 | Wilde, Karen | 4 | WC |
| 70345 | MATH V03 | 42 | 8/19 12/18 | MTWRF | 1130 | 1220 | Frederick, Christopher A. | 5 | WC |
| 71145 | MATH V46 | 36 | 8/19 12/18 | T R | 1230 | 1420 | Bretz, Louise C. | 4 | WC |
| 78588 | MATH V03 | 43 | 8/19 12/18 | M W | 1230 | 1445 | Van Splinter, Tiffani A. | 5 | WC |
| 70358 | MATH V03 | 40 | 8/19 12/18 | T R | 1630 | 1845 | Petitfils, Ryan L. | 5 | WC |
| 70355 | MATH V03 | 37 | 8/19 12/18 | M W | 1630 | 1845 | Sha, Saliha L. | 5 | WC |
| 71411 | MATH V03 | 49 | 8/19 12/18 | T R | 1900 | 2115 | Yi, Peter | 5 | WC |
| 70361 | MATH V03 | 39 | 8/19 12/18 | M W | 1900 | 2115 | Petitfils, Ryan L. | 5 | WC |

| | | | | |
|----------------------------|-----------|----------------------|--------------|--------------------------|
| Utilization % Color Codes: | Red < 25% | Blue < 50% | Green < 90% | Gold >= 90% |
| Capacity: | 40 | Students (Banner) | Description: | Sciences and Mathematics |
| Stations: | 40 | Students (Fusion) | Division: | |
| Max Student Hrs: | 2,800 | Capacity * 70 Hrs/Wk | Room Use: | 110 Classroom |
| Use Factor: | 53 | Hrs/Week | Size: | 705 Sq. Feet |
| Occ Factor: | 27 | Students/Hr | TOP Code: | 170100 |
| State Benchmark: | 1,413 | Student Hours/Wk | TOP Title: | Mathematics, General |

Number of Students by Time and Day

| Time | Mon | Tues | Wed | Thur | Fri | Sat | Week |
|-------------------------------|------|------|------|------|-----|-----|-------|
| 0700 | 0 | 0 | 0 | 0 | 0 | 0 | 0 |
| 0730 | 40 | 40 | 40 | 40 | 0 | 0 | 160 |
| 0800 | 40 | 40 | 40 | 40 | 0 | 0 | 160 |
| 0830 | 40 | 40 | 40 | 40 | 0 | 0 | 160 |
| 0900 | 40 | 40 | 40 | 40 | 0 | 0 | 160 |
| 0930 | 40 | 40 | 40 | 40 | 0 | 0 | 160 |
| 1000 | 40 | 40 | 40 | 40 | 0 | 0 | 160 |
| 1030 | 31 | 31 | 31 | 31 | 0 | 0 | 124 |
| 1100 | 31 | 31 | 31 | 31 | 0 | 0 | 124 |
| 1130 | 31 | 31 | 31 | 31 | 0 | 0 | 124 |
| 1200 | 31 | 31 | 31 | 31 | 0 | 0 | 124 |
| 1230 | 31 | 31 | 31 | 31 | 0 | 0 | 124 |
| 1300 | 31 | 31 | 31 | 31 | 0 | 0 | 124 |
| 1330 | 0 | 0 | 0 | 0 | 0 | 0 | 0 |
| 1400 | 0 | 0 | 0 | 0 | 0 | 0 | 0 |
| 1430 | 0 | 0 | 0 | 0 | 0 | 0 | 0 |
| 1500 | 0 | 0 | 0 | 0 | 0 | 0 | 0 |
| 1530 | 0 | 0 | 0 | 0 | 0 | 0 | 0 |
| 1600 | 0 | 0 | 0 | 0 | 0 | 0 | 0 |
| 1630 | 0 | 0 | 0 | 0 | 0 | 0 | 0 |
| 1700 | 0 | 0 | 0 | 0 | 0 | 0 | 0 |
| 1730 | 0 | 0 | 0 | 0 | 0 | 0 | 0 |
| 1800 | 0 | 0 | 0 | 0 | 0 | 0 | 0 |
| 1830 | 36 | 36 | 36 | 36 | 0 | 0 | 144 |
| 1900 | 36 | 36 | 36 | 36 | 0 | 0 | 144 |
| 1930 | 36 | 36 | 36 | 36 | 0 | 0 | 144 |
| 2000 | 36 | 36 | 36 | 36 | 0 | 0 | 144 |
| 2030 | 36 | 36 | 36 | 36 | 0 | 0 | 144 |
| 2100 | 36 | 36 | 36 | 36 | 0 | 0 | 144 |
| 2130 | 0 | 0 | 0 | 0 | 0 | 0 | 0 |
| Total Student Seat 1/2 Hours: | 642 | 642 | 642 | 642 | 0 | 0 | 2,568 |
| Total Student Seat Hours: | 321 | 321 | 321 | 321 | 0 | 0 | 1,284 |
| % Max Student Hrs: | 57% | 57% | 57% | 57% | 0% | 0% | 46% |
| % State Benchmark: | 114% | 114% | 114% | 114% | 0% | 0% | 91% |

| CRN | Course | Enroll | Dates | Days | BTime | ETime | Instructor | Hrs | Type |
|-------|----------|--------|-------|------|-------|-----------|---------------|-----|------|
| 50780 | MATH V03 | 40 | 6/17 | 8/1 | MTWR | 0730 1020 | Tivy, Anna N. | 12 | DC |
| 51391 | MATH V03 | 31 | 6/17 | 8/1 | MTWR | 1030 1320 | Tivy, Anna N. | 12 | DC |
| 55396 | MATH V03 | 36 | 6/17 | 8/1 | MTWR | 1830 2120 | Yi, Peter | 12 | DC |

| | | | | |
|----------------------------|-----------|----------------------|--------------|--------------------------|
| Utilization % Color Codes: | Red < 25% | Blue < 50% | Green < 90% | Gold >= 90% |
| Capacity: | 50 | Students (Banner) | Description: | Sciences and Mathematics |
| Stations: | 50 | Students (Fusion) | Division: | |
| Max Student Hrs: | 3,500 | Capacity * 70 Hrs/Wk | Room Use: | 110 Classroom |
| Use Factor: | 53 | Hrs/Week | Size: | 936 Sq. Feet |
| Occ Factor: | 33 | Students/Hr | TOP Code: | 009900 |
| State Benchmark: | 1,766 | Student Hours/Wk | TOP Title: | General Assignment |

Number of Students by Time and Day

| Time | Mon | Tues | Wed | Thur | Fri | Sat | Week |
|-------------------------------|-------|------|-------|------|-----|-----|-------|
| 0700 | 0 | 0 | 0 | 0 | 0 | 0 | 0 |
| 0730 | 0 | 0 | 0 | 0 | 0 | 0 | 0 |
| 0800 | 0 | 0 | 0 | 0 | 0 | 0 | 0 |
| 0830 | 45 | 40 | 45 | 40 | 0 | 0 | 170 |
| 0900 | 45 | 40 | 45 | 40 | 0 | 0 | 170 |
| 0930 | 45 | 40 | 45 | 40 | 0 | 0 | 170 |
| 1000 | 45 | 40 | 45 | 40 | 0 | 0 | 170 |
| 1030 | 51 | 51 | 51 | 51 | 19 | 0 | 223 |
| 1100 | 51 | 51 | 51 | 51 | 19 | 0 | 223 |
| 1130 | 51 | 51 | 51 | 51 | 19 | 0 | 223 |
| 1200 | 51 | 51 | 51 | 51 | 19 | 0 | 223 |
| 1230 | 50 | 47 | 50 | 47 | 0 | 0 | 194 |
| 1300 | 50 | 47 | 50 | 47 | 0 | 0 | 194 |
| 1330 | 50 | 47 | 50 | 47 | 0 | 0 | 194 |
| 1400 | 50 | 47 | 50 | 47 | 0 | 0 | 194 |
| 1430 | 43 | 0 | 43 | 0 | 0 | 0 | 86 |
| 1500 | 43 | 0 | 43 | 0 | 0 | 0 | 86 |
| 1530 | 43 | 0 | 43 | 0 | 0 | 0 | 86 |
| 1600 | 43 | 0 | 43 | 0 | 0 | 0 | 86 |
| 1630 | 43 | 32 | 43 | 32 | 0 | 0 | 150 |
| 1700 | 0 | 32 | 0 | 32 | 0 | 0 | 64 |
| 1730 | 0 | 32 | 0 | 32 | 0 | 0 | 64 |
| 1800 | 0 | 32 | 0 | 32 | 0 | 0 | 64 |
| 1830 | 0 | 32 | 0 | 32 | 0 | 0 | 64 |
| 1900 | 47 | 52 | 47 | 52 | 0 | 0 | 198 |
| 1930 | 47 | 52 | 47 | 52 | 0 | 0 | 198 |
| 2000 | 47 | 52 | 47 | 52 | 0 | 0 | 198 |
| 2030 | 47 | 52 | 47 | 52 | 0 | 0 | 198 |
| 2100 | 47 | 52 | 47 | 52 | 0 | 0 | 198 |
| 2130 | 0 | 0 | 0 | 0 | 0 | 0 | 0 |
| Total Student Seat 1/2 Hours: | 1,034 | 972 | 1,034 | 972 | 76 | 0 | 4,088 |
| Total Student Seat Hours: | 517 | 486 | 517 | 486 | 38 | 0 | 2,044 |
| % Max Student Hrs: | 74% | 69% | 74% | 69% | 5% | 0% | 58% |
| % State Benchmark: | 146% | 138% | 146% | 138% | 11% | 0% | 116% |

| CRN | Course | Enroll | Dates | Days | BTime | ETime | Instructor | Hrs | Type | |
|-------|----------|--------|-------|------|-------|-------|------------|-------------------|------|----|
| 32853 | MATH V44 | 40 | 1/6 | 5/19 | T R | 0830 | 1020 | Scott, Alan | 4 | WC |
| 32859 | MATH V44 | 45 | 1/6 | 5/19 | M W | 0830 | 1020 | Ryan, Kristine A. | 4 | WC |
| 32379 | MATH V44 | 32 | 3/12 | 5/15 | MTWR | 1030 | 1220 | Adlman, Andrea | 8 | DC |
| 32364 | MATH V03 | 19 | 1/6 | 3/11 | MTWRF | 1030 | 1220 | Anderson, Lisa W. | 10 | DC |
| 32858 | MATH V44 | 47 | 1/6 | 5/19 | T R | 1230 | 1420 | Adlman, Andrea | 4 | WC |
| 30520 | MATH V44 | 50 | 1/6 | 5/19 | M W | 1230 | 1420 | Adlman, Andrea | 4 | WC |
| 32709 | MATH V03 | 43 | 1/6 | 5/19 | M W | 1430 | 1645 | Bennett, Jack R. | 5 | WC |
| 34308 | MATH V01 | 32 | 1/6 | 5/19 | T R | 1630 | 1845 | Wilde, Karen | 5 | WC |
| 32822 | MATH V21 | 52 | 1/6 | 5/19 | T R | 1900 | 2115 | Yi, Peter | 5 | WC |
| 32815 | MATH V21 | 47 | 1/6 | 5/19 | M W | 1900 | 2115 | Anderson, Lisa W. | 5 | WC |

| | | | | |
|----------------------------|-----------|----------------------|--------------|--------------------------|
| Utilization % Color Codes: | Red < 25% | Blue < 50% | Green < 90% | Gold >= 90% |
| Capacity: | 50 | Students (Banner) | Description: | Sciences and Mathematics |
| Stations: | 50 | Students (Fusion) | Division: | |
| Max Student Hrs: | 3,500 | Capacity * 70 Hrs/Wk | Room Use: | 110 Classroom |
| Use Factor: | 53 | Hrs/Week | Size: | 936 Sq. Feet |
| Occ Factor: | 33 | Students/Hr | TOP Code: | 009900 |
| State Benchmark: | 1,766 | Student Hours/Wk | TOP Title: | General Assignment |

Number of Students by Time and Day

| Time | Mon | Tues | Wed | Thur | Fri | Sat | Week |
|-------------------------------|-------|------|-------|------|-----|-----|-------|
| 0700 | 0 | 0 | 0 | 0 | 0 | 0 | 0 |
| 0730 | 0 | 0 | 0 | 0 | 0 | 0 | 0 |
| 0800 | 0 | 0 | 0 | 0 | 0 | 0 | 0 |
| 0830 | 45 | 45 | 45 | 45 | 0 | 0 | 180 |
| 0900 | 45 | 45 | 45 | 45 | 0 | 0 | 180 |
| 0930 | 45 | 45 | 45 | 45 | 0 | 0 | 180 |
| 1000 | 45 | 45 | 45 | 45 | 0 | 0 | 180 |
| 1030 | 45 | 41 | 45 | 41 | 20 | 0 | 192 |
| 1100 | 45 | 41 | 45 | 41 | 20 | 0 | 192 |
| 1130 | 45 | 41 | 45 | 41 | 20 | 0 | 192 |
| 1200 | 45 | 41 | 45 | 41 | 20 | 0 | 192 |
| 1230 | 44 | 46 | 44 | 46 | 20 | 0 | 200 |
| 1300 | 44 | 46 | 44 | 46 | 20 | 0 | 200 |
| 1330 | 44 | 46 | 44 | 46 | 0 | 0 | 180 |
| 1400 | 44 | 46 | 44 | 46 | 0 | 0 | 180 |
| 1430 | 41 | 0 | 41 | 0 | 0 | 0 | 82 |
| 1500 | 41 | 0 | 41 | 0 | 0 | 0 | 82 |
| 1530 | 41 | 0 | 41 | 0 | 0 | 0 | 82 |
| 1600 | 41 | 0 | 41 | 0 | 0 | 0 | 82 |
| 1630 | 0 | 19 | 0 | 19 | 0 | 0 | 38 |
| 1700 | 36 | 19 | 36 | 19 | 0 | 0 | 110 |
| 1730 | 36 | 19 | 36 | 19 | 0 | 0 | 110 |
| 1800 | 36 | 19 | 36 | 19 | 0 | 0 | 110 |
| 1830 | 36 | 19 | 36 | 19 | 0 | 0 | 110 |
| 1900 | 45 | 41 | 45 | 41 | 0 | 0 | 172 |
| 1930 | 45 | 41 | 45 | 41 | 0 | 0 | 172 |
| 2000 | 45 | 41 | 45 | 41 | 0 | 0 | 172 |
| 2030 | 45 | 41 | 45 | 41 | 0 | 0 | 172 |
| 2100 | 45 | 0 | 45 | 0 | 0 | 0 | 90 |
| 2130 | 0 | 0 | 0 | 0 | 0 | 0 | 0 |
| Total Student Seat 1/2 Hours: | 1,069 | 787 | 1,069 | 787 | 120 | 0 | 3,832 |
| Total Student Seat Hours: | 535 | 394 | 535 | 394 | 60 | 0 | 1,916 |
| % Max Student Hrs: | 76% | 56% | 76% | 56% | 9% | 0% | 55% |
| % State Benchmark: | 151% | 111% | 151% | 111% | 17% | 0% | 108% |

| CRN | Course | Enroll | Dates | Days | BTime | ETime | Instructor | Hrs | Type |
|-------|----------|--------|------------|------|-------|-------|---------------------|-----|------|
| 70283 | MATH V44 | 45 | 8/19 12/18 | T R | 0830 | 1020 | Ryan, Kristine A. | 4 | WC |
| 70842 | MATH V44 | 45 | 8/19 12/18 | M W | 0830 | 1020 | Tivy, Anna N. | 4 | WC |
| 72152 | ANPH V01 | 20 | 8/19 12/18 | F | 1030 | 1320 | Riddle, Michael R. | 3 | WC |
| 70481 | MATH V44 | 41 | 8/19 12/18 | T R | 1030 | 1220 | Adlman, Andrea | 4 | WC |
| 70480 | MATH V44 | 45 | 8/19 12/18 | M W | 1030 | 1220 | Adlman, Andrea | 4 | WC |
| 70483 | MATH V44 | 46 | 8/19 12/18 | T R | 1230 | 1420 | Adlman, Andrea | 4 | WC |
| 78394 | MATH V44 | 44 | 8/19 12/18 | M W | 1230 | 1420 | Adlman, Andrea | 4 | WC |
| 71458 | MATH V44 | 41 | 8/19 12/18 | M W | 1430 | 1620 | McDonough, James M. | 4 | WC |
| 70282 | MATH V35 | 19 | 8/19 12/18 | T R | 1630 | 1845 | Holts, Terry R. | 5 | WC |
| 71356 | MATH V46 | 36 | 8/19 12/18 | M W | 1700 | 1850 | Jones, Mattie C. | 4 | WC |
| 70186 | MATH V44 | 41 | 8/19 12/18 | T R | 1900 | 2050 | Diebolt, David W. | 4 | WC |
| 70465 | MATH V21 | 45 | 8/19 12/18 | M W | 1900 | 2115 | Yi, Peter | 5 | WC |

| | | | | |
|----------------------------|-----------|----------------------|--------------|--------------------------|
| Utilization % Color Codes: | Red < 25% | Blue < 50% | Green < 90% | Gold >= 90% |
| Capacity: | 50 | Students (Banner) | Description: | Sciences and Mathematics |
| Stations: | 50 | Students (Fusion) | Division: | |
| Max Student Hrs: | 3,500 | Capacity * 70 Hrs/Wk | Room Use: | 110 Classroom |
| Use Factor: | 53 | Hrs/Week | Size: | 936 Sq. Feet |
| Occ Factor: | 33 | Students/Hr | TOP Code: | 009900 |
| State Benchmark: | 1,766 | Student Hours/Wk | TOP Title: | General Assignment |

Number of Students by Time and Day

| Time | Mon | Tues | Wed | Thur | Fri | Sat | Week |
|-------------------------------|-----|------|------|------|-----|-----|-------|
| 0700 | 0 | 0 | 0 | 0 | 0 | 0 | 0 |
| 0730 | 0 | 0 | 0 | 0 | 0 | 0 | 0 |
| 0800 | 42 | 42 | 42 | 42 | 0 | 0 | 168 |
| 0830 | 42 | 42 | 42 | 42 | 0 | 0 | 168 |
| 0900 | 42 | 42 | 42 | 42 | 0 | 0 | 168 |
| 0930 | 42 | 42 | 42 | 42 | 0 | 0 | 168 |
| 1000 | 42 | 42 | 42 | 42 | 0 | 0 | 168 |
| 1030 | 45 | 45 | 45 | 45 | 0 | 0 | 180 |
| 1100 | 45 | 45 | 45 | 45 | 0 | 0 | 180 |
| 1130 | 45 | 45 | 45 | 45 | 0 | 0 | 180 |
| 1200 | 45 | 45 | 45 | 45 | 0 | 0 | 180 |
| 1230 | 45 | 45 | 45 | 45 | 0 | 0 | 180 |
| 1300 | 0 | 0 | 0 | 0 | 0 | 0 | 0 |
| 1330 | 0 | 0 | 0 | 0 | 0 | 0 | 0 |
| 1400 | 0 | 0 | 0 | 0 | 0 | 0 | 0 |
| 1430 | 0 | 0 | 0 | 0 | 0 | 0 | 0 |
| 1500 | 0 | 0 | 0 | 0 | 0 | 0 | 0 |
| 1530 | 0 | 0 | 0 | 0 | 0 | 0 | 0 |
| 1600 | 0 | 0 | 0 | 0 | 0 | 0 | 0 |
| 1630 | 0 | 0 | 0 | 0 | 0 | 0 | 0 |
| 1700 | 0 | 0 | 0 | 0 | 0 | 0 | 0 |
| 1730 | 0 | 0 | 0 | 0 | 0 | 0 | 0 |
| 1800 | 0 | 45 | 45 | 45 | 0 | 0 | 135 |
| 1830 | 0 | 45 | 45 | 45 | 0 | 0 | 135 |
| 1900 | 0 | 45 | 45 | 45 | 0 | 0 | 135 |
| 1930 | 0 | 45 | 45 | 45 | 0 | 0 | 135 |
| 2000 | 0 | 45 | 45 | 45 | 0 | 0 | 135 |
| 2030 | 0 | 45 | 45 | 45 | 0 | 0 | 135 |
| 2100 | 0 | 45 | 45 | 45 | 0 | 0 | 135 |
| 2130 | 0 | 0 | 0 | 0 | 0 | 0 | 0 |
| Total Student Seat 1/2 Hours: | 435 | 750 | 750 | 750 | 0 | 0 | 2,685 |
| Total Student Seat Hours: | 218 | 375 | 375 | 375 | 0 | 0 | 1,343 |
| % Max Student Hrs: | 31% | 54% | 54% | 54% | 0% | 0% | 38% |
| % State Benchmark: | 62% | 106% | 106% | 106% | 0% | 0% | 76% |

| CRN | Course | Enroll | Dates | Days | BTime | ETime | Instructor | Hrs | Type |
|-------|----------|--------|-----------|------|-------|-------|-----------------------|-----|------|
| 50811 | MATH V44 | 42 | 6/17 7/31 | MTWR | 0800 | 1015 | Vasavda, Ghanshyam K. | 10 | DC |
| 53118 | MATH V44 | 45 | 6/17 7/31 | MTWR | 1030 | 1245 | Adlman, Andrea | 10 | DC |
| 55585 | MATH V44 | 45 | 6/18 7/31 | TWR | 1800 | 2115 | Adlman, Andrea | 11 | DC |

| | | | | |
|----------------------------|-----------|----------------------|--------------|--------------------|
| Utilization % Color Codes: | Red < 25% | Blue < 50% | Green < 90% | Gold >= 90% |
| Capacity: | 35 | Students (Banner) | Description: | TR12-13 Classrooms |
| Stations: | 30 | Students (Fusion) | Division: | 1 |
| Max Student Hrs: | 2,450 | Capacity * 70 Hrs/Wk | Room Use: | 110 Classroom |
| Use Factor: | 53 | Hrs/Week | Size: | 678 Sq. Feet |
| Occ Factor: | 23 | Students/Hr | TOP Code: | 009900 |
| State Benchmark: | 1,237 | Student Hours/Wk | TOP Title: | General Assignment |

Number of Students by Time and Day

| Time | Mon | Tues | Wed | Thur | Fri | Sat | Week |
|-------------------------------|-----|------|-----|------|-----|-----|------|
| 0700 | 0 | 0 | 0 | 0 | 0 | 0 | 0 |
| 0730 | 0 | 0 | 0 | 0 | 0 | 0 | 0 |
| 0800 | 0 | 0 | 0 | 0 | 0 | 0 | 0 |
| 0830 | 0 | 0 | 0 | 0 | 0 | 0 | 0 |
| 0900 | 0 | 30 | 0 | 30 | 0 | 0 | 60 |
| 0930 | 0 | 30 | 0 | 30 | 0 | 0 | 60 |
| 1000 | 0 | 30 | 0 | 30 | 0 | 0 | 60 |
| 1030 | 0 | 33 | 0 | 33 | 0 | 0 | 66 |
| 1100 | 0 | 33 | 0 | 33 | 0 | 0 | 66 |
| 1130 | 0 | 33 | 0 | 33 | 0 | 0 | 66 |
| 1200 | 0 | 0 | 0 | 0 | 0 | 0 | 0 |
| 1230 | 0 | 0 | 0 | 0 | 0 | 0 | 0 |
| 1300 | 0 | 0 | 0 | 0 | 0 | 0 | 0 |
| 1330 | 0 | 0 | 0 | 0 | 0 | 0 | 0 |
| 1400 | 0 | 0 | 0 | 0 | 0 | 0 | 0 |
| 1430 | 0 | 0 | 0 | 0 | 0 | 0 | 0 |
| 1500 | 0 | 0 | 0 | 0 | 0 | 0 | 0 |
| 1530 | 0 | 0 | 0 | 0 | 0 | 0 | 0 |
| 1600 | 0 | 0 | 0 | 0 | 0 | 0 | 0 |
| 1630 | 0 | 0 | 0 | 0 | 0 | 0 | 0 |
| 1700 | 0 | 0 | 0 | 0 | 0 | 0 | 0 |
| 1730 | 0 | 0 | 0 | 0 | 0 | 0 | 0 |
| 1800 | 0 | 0 | 0 | 0 | 0 | 0 | 0 |
| 1830 | 0 | 0 | 0 | 0 | 0 | 0 | 0 |
| 1900 | 0 | 0 | 0 | 0 | 0 | 0 | 0 |
| 1930 | 0 | 0 | 0 | 0 | 0 | 0 | 0 |
| 2000 | 0 | 0 | 0 | 0 | 0 | 0 | 0 |
| 2030 | 0 | 0 | 0 | 0 | 0 | 0 | 0 |
| 2100 | 0 | 0 | 0 | 0 | 0 | 0 | 0 |
| 2130 | 0 | 0 | 0 | 0 | 0 | 0 | 0 |
| Total Student Seat 1/2 Hours: | 0 | 189 | 0 | 189 | 0 | 0 | 378 |
| Total Student Seat Hours: | 0 | 95 | 0 | 95 | 0 | 0 | 189 |
| % Max Student Hrs: | 0% | 19% | 0% | 19% | 0% | 0% | 8% |
| % State Benchmark: | 0% | 38% | 0% | 38% | 0% | 0% | 15% |

| CRN | Course | Enroll | Dates | Days | BTime | ETime | Instructor | Hrs | Type |
|-------|--------|--------|-------|------|-------|-------|------------|-----------------------|------|
| 30691 | CJ V14 | 30 | 1/6 | 5/19 | T R | 0900 | 1015 | Leafdale, Spencer | 3 WC |
| 31160 | CJ V02 | 33 | 1/6 | 5/19 | T R | 1030 | 1145 | Estrella, Fernando M. | 3 WC |

| | | | | |
|----------------------------|-----------|----------------------|--------------|--------------------|
| Utilization % Color Codes: | Red < 25% | Blue < 50% | Green < 90% | Gold >= 90% |
| Capacity: | 35 | Students (Banner) | Description: | TR12-13 Classrooms |
| Stations: | 30 | Students (Fusion) | Division: | 1 |
| Max Student Hrs: | 2,450 | Capacity * 70 Hrs/Wk | Room Use: | 110 Classroom |
| Use Factor: | 53 | Hrs/Week | Size: | 678 Sq. Feet |
| Occ Factor: | 23 | Students/Hr | TOP Code: | 009900 |
| State Benchmark: | 1,237 | Student Hours/Wk | TOP Title: | General Assignment |

Number of Students by Time and Day

| Time | Mon | Tues | Wed | Thur | Fri | Sat | Week |
|-------------------------------|-----|------|-----|------|-----|-----|------|
| 0700 | 0 | 0 | 0 | 0 | 0 | 0 | 0 |
| 0730 | 0 | 0 | 0 | 0 | 0 | 0 | 0 |
| 0800 | 0 | 0 | 0 | 0 | 0 | 0 | 0 |
| 0830 | 35 | 0 | 35 | 0 | 35 | 0 | 105 |
| 0900 | 35 | 0 | 35 | 0 | 35 | 0 | 105 |
| 0930 | 0 | 0 | 0 | 0 | 0 | 0 | 0 |
| 1000 | 0 | 0 | 0 | 0 | 0 | 0 | 0 |
| 1030 | 0 | 36 | 0 | 36 | 0 | 0 | 72 |
| 1100 | 0 | 36 | 0 | 36 | 0 | 0 | 72 |
| 1130 | 0 | 36 | 0 | 36 | 0 | 0 | 72 |
| 1200 | 0 | 36 | 0 | 36 | 0 | 0 | 72 |
| 1230 | 0 | 36 | 0 | 36 | 0 | 0 | 72 |
| 1300 | 0 | 0 | 0 | 0 | 0 | 0 | 0 |
| 1330 | 0 | 0 | 0 | 0 | 0 | 0 | 0 |
| 1400 | 0 | 0 | 0 | 0 | 0 | 0 | 0 |
| 1430 | 0 | 0 | 0 | 0 | 0 | 0 | 0 |
| 1500 | 0 | 0 | 0 | 0 | 0 | 0 | 0 |
| 1530 | 0 | 0 | 0 | 0 | 0 | 0 | 0 |
| 1600 | 0 | 0 | 0 | 0 | 0 | 0 | 0 |
| 1630 | 0 | 0 | 0 | 0 | 0 | 0 | 0 |
| 1700 | 0 | 0 | 0 | 0 | 0 | 0 | 0 |
| 1730 | 0 | 0 | 0 | 0 | 0 | 0 | 0 |
| 1800 | 0 | 0 | 0 | 0 | 0 | 0 | 0 |
| 1830 | 0 | 0 | 0 | 0 | 0 | 0 | 0 |
| 1900 | 0 | 0 | 0 | 0 | 0 | 0 | 0 |
| 1930 | 0 | 0 | 0 | 0 | 0 | 0 | 0 |
| 2000 | 0 | 0 | 0 | 0 | 0 | 0 | 0 |
| 2030 | 0 | 0 | 0 | 0 | 0 | 0 | 0 |
| 2100 | 0 | 0 | 0 | 0 | 0 | 0 | 0 |
| 2130 | 0 | 0 | 0 | 0 | 0 | 0 | 0 |
| Total Student Seat 1/2 Hours: | 70 | 180 | 70 | 180 | 70 | 0 | 570 |
| Total Student Seat Hours: | 35 | 90 | 35 | 90 | 35 | 0 | 285 |
| % Max Student Hrs: | 7% | 18% | 7% | 18% | 7% | 0% | 12% |
| % State Benchmark: | 14% | 36% | 14% | 36% | 14% | 0% | 23% |

| CRN | Course | Enroll | Dates | Days | BTime | ETime | Instructor | Hrs | Type |
|-------|----------|--------|------------|-------|-------|-------|--------------------------|-----|------|
| 71947 | CHST V01 | 25 | 8/19 12/18 | M W F | 0830 | 0920 | Rocha, Jesus | 3 | WC |
| 70560 | AES V20 | 10 | 8/19 12/18 | M W F | 0830 | 0920 | Rocha, Jesus | 3 | WC |
| 71280 | SPAN V01 | 36 | 8/19 12/18 | T R | 1030 | 1245 | Connolly, Christopher M. | 5 | WC |

| | | | | |
|----------------------------|-----------|----------------------|--------------|--------------------|
| Utilization % Color Codes: | Red < 25% | Blue < 50% | Green < 90% | Gold >= 90% |
| Capacity: | 35 | Students (Banner) | Description: | TR12-13 Classrooms |
| Stations: | 30 | Students (Fusion) | Division: | |
| Max Student Hrs: | 2,450 | Capacity * 70 Hrs/Wk | Room Use: | 110 Classroom |
| Use Factor: | 53 | Hrs/Week | Size: | 678 Sq. Feet |
| Occ Factor: | 23 | Students/Hr | TOP Code: | 009900 |
| State Benchmark: | 1,237 | Student Hours/Wk | TOP Title: | General Assignment |

Number of Students by Time and Day

| Time | Mon | Tues | Wed | Thur | Fri | Sat | Week |
|-------------------------------|-----|------|-----|------|-----|-----|------|
| 0700 | 0 | 0 | 0 | 0 | 0 | 0 | 0 |
| 0730 | 0 | 0 | 0 | 0 | 0 | 0 | 0 |
| 0800 | 0 | 0 | 0 | 0 | 0 | 0 | 0 |
| 0830 | 0 | 0 | 0 | 0 | 0 | 0 | 0 |
| 0900 | 44 | 41 | 44 | 41 | 0 | 0 | 170 |
| 0930 | 44 | 41 | 44 | 41 | 0 | 0 | 170 |
| 1000 | 44 | 41 | 44 | 41 | 0 | 0 | 170 |
| 1030 | 0 | 43 | 0 | 43 | 0 | 0 | 86 |
| 1100 | 0 | 43 | 0 | 43 | 0 | 0 | 86 |
| 1130 | 0 | 43 | 0 | 43 | 0 | 0 | 86 |
| 1200 | 0 | 0 | 0 | 0 | 0 | 0 | 0 |
| 1230 | 0 | 0 | 0 | 0 | 0 | 0 | 0 |
| 1300 | 0 | 0 | 0 | 0 | 0 | 0 | 0 |
| 1330 | 0 | 0 | 0 | 0 | 0 | 0 | 0 |
| 1400 | 0 | 0 | 0 | 0 | 0 | 0 | 0 |
| 1430 | 0 | 0 | 0 | 0 | 0 | 0 | 0 |
| 1500 | 0 | 0 | 0 | 0 | 0 | 0 | 0 |
| 1530 | 0 | 0 | 0 | 0 | 0 | 0 | 0 |
| 1600 | 0 | 0 | 0 | 0 | 0 | 0 | 0 |
| 1630 | 0 | 0 | 0 | 0 | 0 | 0 | 0 |
| 1700 | 0 | 0 | 0 | 0 | 0 | 0 | 0 |
| 1730 | 0 | 0 | 0 | 0 | 0 | 0 | 0 |
| 1800 | 0 | 0 | 0 | 0 | 0 | 0 | 0 |
| 1830 | 0 | 0 | 0 | 0 | 0 | 0 | 0 |
| 1900 | 0 | 0 | 0 | 26 | 0 | 0 | 26 |
| 1930 | 0 | 0 | 0 | 26 | 0 | 0 | 26 |
| 2000 | 0 | 0 | 0 | 26 | 0 | 0 | 26 |
| 2030 | 0 | 0 | 0 | 26 | 0 | 0 | 26 |
| 2100 | 0 | 0 | 0 | 26 | 0 | 0 | 26 |
| 2130 | 0 | 0 | 0 | 26 | 0 | 0 | 26 |
| Total Student Seat 1/2 Hours: | 132 | 252 | 132 | 408 | 0 | 0 | 924 |
| Total Student Seat Hours: | 66 | 126 | 66 | 204 | 0 | 0 | 462 |
| % Max Student Hrs: | 13% | 26% | 13% | 42% | 0% | 0% | 19% |
| % State Benchmark: | 27% | 51% | 27% | 82% | 0% | 0% | 37% |

| CRN | Course | Enroll | Dates | Days | BTime | ETime | Instructor | Hrs | Type |
|-------|-----------|--------|-------|------|-------|-------|------------|--------------------|------|
| 30622 | ART V01 | 41 | 1/6 | 5/19 | T R | 0900 | 1015 | Hagel, Laura E. | 3 WC |
| 30875 | PHIL V03A | 44 | 1/6 | 5/19 | M W | 0900 | 1015 | Bortolin, Kevin M. | 3 WC |
| 33633 | ART V02A | 43 | 1/6 | 5/19 | T R | 1030 | 1145 | Hagel, Laura E. | 3 WC |
| 31279 | HIST V07B | 26 | 1/6 | 5/19 | R | 1900 | 2150 | Pendleton, John P. | 3 WC |

| | | | | |
|----------------------------|-----------|----------------------|--------------|--------------------|
| Utilization % Color Codes: | Red < 25% | Blue < 50% | Green < 90% | Gold >= 90% |
| Capacity: | 35 | Students (Banner) | Description: | TR12-13 Classrooms |
| Stations: | 30 | Students (Fusion) | Division: | |
| Max Student Hrs: | 2,450 | Capacity * 70 Hrs/Wk | Room Use: | 110 Classroom |
| Use Factor: | 53 | Hrs/Week | Size: | 678 Sq. Feet |
| Occ Factor: | 23 | Students/Hr | TOP Code: | 009900 |
| State Benchmark: | 1,237 | Student Hours/Wk | TOP Title: | General Assignment |

Number of Students by Time and Day

| Time | Mon | Tues | Wed | Thur | Fri | Sat | Week |
|-------------------------------|-----|------|-----|------|-----|-----|-------|
| 0700 | 0 | 0 | 0 | 0 | 0 | 0 | 0 |
| 0730 | 0 | 0 | 0 | 0 | 0 | 0 | 0 |
| 0800 | 0 | 0 | 0 | 0 | 0 | 0 | 0 |
| 0830 | 37 | 0 | 37 | 0 | 37 | 0 | 111 |
| 0900 | 37 | 0 | 37 | 0 | 37 | 0 | 111 |
| 0930 | 44 | 0 | 44 | 0 | 44 | 0 | 132 |
| 1000 | 44 | 0 | 44 | 0 | 44 | 0 | 132 |
| 1030 | 44 | 0 | 44 | 0 | 44 | 0 | 132 |
| 1100 | 44 | 0 | 44 | 0 | 44 | 0 | 132 |
| 1130 | 24 | 0 | 24 | 0 | 0 | 0 | 48 |
| 1200 | 24 | 0 | 24 | 0 | 0 | 0 | 48 |
| 1230 | 24 | 0 | 24 | 0 | 18 | 0 | 66 |
| 1300 | 0 | 0 | 0 | 0 | 18 | 0 | 18 |
| 1330 | 0 | 39 | 16 | 39 | 18 | 0 | 112 |
| 1400 | 0 | 39 | 16 | 39 | 18 | 0 | 112 |
| 1430 | 0 | 39 | 16 | 39 | 0 | 0 | 94 |
| 1500 | 0 | 0 | 16 | 0 | 0 | 0 | 16 |
| 1530 | 0 | 0 | 0 | 0 | 0 | 0 | 0 |
| 1600 | 0 | 31 | 0 | 31 | 0 | 0 | 62 |
| 1630 | 0 | 31 | 0 | 31 | 0 | 0 | 62 |
| 1700 | 0 | 31 | 0 | 31 | 0 | 0 | 62 |
| 1730 | 0 | 0 | 0 | 0 | 0 | 0 | 0 |
| 1800 | 0 | 0 | 0 | 0 | 0 | 0 | 0 |
| 1830 | 0 | 0 | 0 | 0 | 0 | 0 | 0 |
| 1900 | 0 | 0 | 0 | 0 | 0 | 0 | 0 |
| 1930 | 0 | 0 | 0 | 0 | 0 | 0 | 0 |
| 2000 | 0 | 0 | 0 | 0 | 0 | 0 | 0 |
| 2030 | 0 | 0 | 0 | 0 | 0 | 0 | 0 |
| 2100 | 0 | 0 | 0 | 0 | 0 | 0 | 0 |
| 2130 | 0 | 0 | 0 | 0 | 0 | 0 | 0 |
| Total Student Seat 1/2 Hours: | 322 | 210 | 386 | 210 | 322 | 0 | 1,450 |
| Total Student Seat Hours: | 161 | 105 | 193 | 105 | 161 | 0 | 725 |
| % Max Student Hrs: | 33% | 21% | 39% | 21% | 33% | 0% | 30% |
| % State Benchmark: | 65% | 42% | 78% | 42% | 65% | 0% | 59% |

| CRN | Course | Enroll | Dates | Days | BTime | ETime | Instructor | Hrs | Type |
|-------|-----------|--------|------------|-------|-------|-------|-----------------------|-----|------|
| 73707 | HIST V02A | 37 | 8/19 12/18 | M W F | 0830 | 0920 | Miller, Jeanne L. | 3 | WC |
| 70947 | ART V01 | 44 | 8/19 12/18 | M W F | 0930 | 1020 | Burg, Marla | 3 | WC |
| 70951 | ART V01 | 44 | 8/19 12/18 | M W F | 1030 | 1120 | Burg, Marla | 3 | WC |
| 71645 | PHIL V05 | 24 | 8/19 12/18 | M W | 1130 | 1245 | Crowley, James F. | 3 | WC |
| 71996 | GW V02X | 18 | 10/11 12/6 | F | 1230 | 1420 | Chaparro, Robert | 2 | OC |
| 70420 | GW V02X | 16 | 10/9 11/27 | W | 1330 | 1520 | Chaparro, Robert | 2 | OC |
| 70938 | HED V93 | 39 | 8/19 12/18 | T R | 1330 | 1445 | Shuler, Lynn S. | 3 | WC |
| 71002 | HED V93 | 31 | 8/19 12/18 | T R | 1600 | 1715 | McClain, Constance K. | 3 | WC |

| | | | | |
|----------------------------|-----------|----------------------|--------------|--------------------|
| Utilization % Color Codes: | Red < 25% | Blue < 50% | Green < 90% | Gold >= 90% |
| Capacity: | 35 | Students (Banner) | Description: | TR14-15 Classrooms |
| Stations: | 30 | Students (Fusion) | Division: | |
| Max Student Hrs: | 2,450 | Capacity * 70 Hrs/Wk | Room Use: | 110 Classroom |
| Use Factor: | 53 | Hrs/Week | Size: | 678 Sq. Feet |
| Occ Factor: | 23 | Students/Hr | TOP Code: | 009900 |
| State Benchmark: | 1,237 | Student Hours/Wk | TOP Title: | General Assignment |

Number of Students by Time and Day

| Time | Mon | Tues | Wed | Thur | Fri | Sat | Week |
|-------------------------------|-----|------|-----|------|-----|-----|------|
| 0700 | 0 | 0 | 0 | 0 | 0 | 0 | 0 |
| 0730 | 0 | 0 | 0 | 0 | 0 | 0 | 0 |
| 0800 | 0 | 0 | 0 | 0 | 0 | 0 | 0 |
| 0830 | 16 | 0 | 16 | 0 | 16 | 0 | 48 |
| 0900 | 16 | 0 | 16 | 0 | 16 | 0 | 48 |
| 0930 | 26 | 0 | 26 | 0 | 26 | 0 | 78 |
| 1000 | 26 | 0 | 26 | 0 | 26 | 0 | 78 |
| 1030 | 35 | 0 | 35 | 0 | 35 | 0 | 105 |
| 1100 | 35 | 0 | 35 | 0 | 35 | 0 | 105 |
| 1130 | 0 | 0 | 0 | 0 | 0 | 0 | 0 |
| 1200 | 34 | 32 | 34 | 32 | 0 | 0 | 132 |
| 1230 | 34 | 32 | 34 | 32 | 0 | 0 | 132 |
| 1300 | 34 | 32 | 34 | 32 | 0 | 0 | 132 |
| 1330 | 0 | 0 | 0 | 0 | 0 | 0 | 0 |
| 1400 | 0 | 0 | 0 | 0 | 0 | 0 | 0 |
| 1430 | 0 | 0 | 0 | 0 | 0 | 0 | 0 |
| 1500 | 0 | 0 | 0 | 0 | 0 | 0 | 0 |
| 1530 | 0 | 0 | 0 | 0 | 0 | 0 | 0 |
| 1600 | 0 | 0 | 0 | 0 | 0 | 0 | 0 |
| 1630 | 0 | 0 | 0 | 0 | 0 | 0 | 0 |
| 1700 | 0 | 0 | 0 | 0 | 0 | 0 | 0 |
| 1730 | 0 | 0 | 0 | 0 | 0 | 0 | 0 |
| 1800 | 0 | 0 | 0 | 0 | 0 | 0 | 0 |
| 1830 | 0 | 0 | 0 | 0 | 0 | 0 | 0 |
| 1900 | 0 | 0 | 0 | 0 | 0 | 0 | 0 |
| 1930 | 0 | 0 | 0 | 0 | 0 | 0 | 0 |
| 2000 | 0 | 0 | 0 | 0 | 0 | 0 | 0 |
| 2030 | 0 | 0 | 0 | 0 | 0 | 0 | 0 |
| 2100 | 0 | 0 | 0 | 0 | 0 | 0 | 0 |
| 2130 | 0 | 0 | 0 | 0 | 0 | 0 | 0 |
| Total Student Seat 1/2 Hours: | 256 | 96 | 256 | 96 | 154 | 0 | 858 |
| Total Student Seat Hours: | 128 | 48 | 128 | 48 | 77 | 0 | 429 |
| % Max Student Hrs: | 26% | 10% | 26% | 10% | 16% | 0% | 18% |
| % State Benchmark: | 52% | 19% | 52% | 19% | 31% | 0% | 35% |

| CRN | Course | Enroll | Dates | Days | BTime | ETime | Instructor | Hrs | Type | |
|-------|----------|--------|-------|------|-------|-------|------------|---------------------|------|----|
| 30775 | HIST V12 | 10 | 1/6 | 5/19 | M W F | 0830 | 0920 | Gamboa, Rubisela A. | 3 | WC |
| 30770 | AES V22 | 6 | 1/6 | 5/19 | M W F | 0830 | 0920 | Gamboa, Rubisela A. | 3 | WC |
| 33145 | AES V22 | 8 | 1/6 | 5/19 | M W F | 0930 | 1020 | Gamboa, Miguel A. | 3 | WC |
| 30620 | HIST V12 | 18 | 1/6 | 5/19 | M W F | 0930 | 1020 | Gamboa, Miguel A. | 3 | WC |
| 31773 | ART V01 | 35 | 1/6 | 5/19 | M W F | 1030 | 1120 | Burg, Marla | 3 | WC |
| 30713 | HED V76 | 32 | 1/6 | 5/19 | T R | 1200 | 1315 | Ramirez, Joey | 3 | WC |
| 30720 | HED V76 | 34 | 1/6 | 5/19 | M W | 1200 | 1315 | Ramirez, Joey | 3 | WC |

| | | | | |
|----------------------------|-----------|----------------------|--------------|--------------------|
| Utilization % Color Codes: | Red < 25% | Blue < 50% | Green < 90% | Gold >= 90% |
| Capacity: | 35 | Students (Banner) | Description: | TR14-15 Classrooms |
| Stations: | 30 | Students (Fusion) | Division: | |
| Max Student Hrs: | 2,450 | Capacity * 70 Hrs/Wk | Room Use: | 110 Classroom |
| Use Factor: | 53 | Hrs/Week | Size: | 678 Sq. Feet |
| Occ Factor: | 23 | Students/Hr | TOP Code: | 009900 |
| State Benchmark: | 1,237 | Student Hours/Wk | TOP Title: | General Assignment |

Number of Students by Time and Day

| Time | Mon | Tues | Wed | Thur | Fri | Sat | Week |
|-------------------------------|-----|------|-----|------|-----|-----|------|
| 0700 | 0 | 0 | 0 | 0 | 0 | 0 | 0 |
| 0730 | 36 | 0 | 36 | 0 | 0 | 0 | 72 |
| 0800 | 36 | 0 | 36 | 0 | 0 | 0 | 72 |
| 0830 | 36 | 0 | 36 | 0 | 0 | 0 | 72 |
| 0900 | 36 | 0 | 36 | 0 | 0 | 0 | 72 |
| 0930 | 36 | 0 | 36 | 0 | 0 | 0 | 72 |
| 1000 | 0 | 0 | 0 | 0 | 0 | 0 | 0 |
| 1030 | 34 | 38 | 34 | 38 | 0 | 0 | 144 |
| 1100 | 34 | 38 | 34 | 38 | 0 | 0 | 144 |
| 1130 | 34 | 38 | 34 | 38 | 0 | 0 | 144 |
| 1200 | 34 | 0 | 34 | 0 | 0 | 0 | 68 |
| 1230 | 34 | 0 | 34 | 11 | 0 | 0 | 79 |
| 1300 | 0 | 0 | 0 | 11 | 0 | 0 | 11 |
| 1330 | 0 | 0 | 0 | 11 | 0 | 0 | 11 |
| 1400 | 0 | 0 | 0 | 11 | 0 | 0 | 11 |
| 1430 | 0 | 0 | 0 | 0 | 0 | 0 | 0 |
| 1500 | 0 | 0 | 0 | 0 | 0 | 0 | 0 |
| 1530 | 0 | 0 | 0 | 0 | 0 | 0 | 0 |
| 1600 | 0 | 0 | 0 | 0 | 0 | 0 | 0 |
| 1630 | 0 | 0 | 0 | 0 | 0 | 0 | 0 |
| 1700 | 0 | 0 | 0 | 0 | 0 | 0 | 0 |
| 1730 | 0 | 0 | 0 | 0 | 0 | 0 | 0 |
| 1800 | 0 | 0 | 0 | 0 | 0 | 0 | 0 |
| 1830 | 0 | 0 | 0 | 0 | 0 | 0 | 0 |
| 1900 | 0 | 0 | 0 | 0 | 0 | 0 | 0 |
| 1930 | 0 | 0 | 0 | 0 | 0 | 0 | 0 |
| 2000 | 0 | 0 | 0 | 0 | 0 | 0 | 0 |
| 2030 | 0 | 0 | 0 | 0 | 0 | 0 | 0 |
| 2100 | 0 | 0 | 0 | 0 | 0 | 0 | 0 |
| 2130 | 0 | 0 | 0 | 0 | 0 | 0 | 0 |
| Total Student Seat 1/2 Hours: | 350 | 114 | 350 | 158 | 0 | 0 | 972 |
| Total Student Seat Hours: | 175 | 57 | 175 | 79 | 0 | 0 | 486 |
| % Max Student Hrs: | 36% | 12% | 36% | 16% | 0% | 0% | 20% |
| % State Benchmark: | 71% | 23% | 71% | 32% | 0% | 0% | 39% |

| CRN | Course | Enroll | Dates | Days | BTime | ETime | Instructor | Hrs | Type |
|-------|-----------|--------|------------|------|-------|-------|--------------------|-----|------|
| 70840 | SPAN V01 | 36 | 8/19 12/18 | M W | 0730 | 0945 | Somoza, Benigno L. | 5 | WC |
| 70235 | HIST V02A | 38 | 8/19 12/18 | T R | 1030 | 1145 | Miller, Jeanne L. | 3 | WC |
| 72348 | SPAN V01 | 34 | 8/19 12/18 | M W | 1030 | 1245 | Somoza, Benigno L. | 5 | WC |
| 79512 | GW V02X | 11 | 9/12 10/31 | R | 1230 | 1420 | Suel, Timothy D. | 2 | OC |

| | | | | |
|----------------------------|-----------|----------------------|--------------|--------------------|
| Utilization % Color Codes: | Red < 25% | Blue < 50% | Green < 90% | Gold >= 90% |
| Capacity: | 35 | Students (Banner) | Description: | TR14-15 Classrooms |
| Stations: | 30 | Students (Fusion) | Division: | |
| Max Student Hrs: | 2,450 | Capacity * 70 Hrs/Wk | Room Use: | 110 Classroom |
| Use Factor: | 53 | Hrs/Week | Size: | 678 Sq. Feet |
| Occ Factor: | 23 | Students/Hr | TOP Code: | 009900 |
| State Benchmark: | 1,237 | Student Hours/Wk | TOP Title: | General Assignment |

Number of Students by Time and Day

| Time | Mon | Tues | Wed | Thur | Fri | Sat | Week |
|-------------------------------|-----|------|-----|------|-----|-----|-------|
| 0700 | 0 | 0 | 0 | 0 | 0 | 0 | 0 |
| 0730 | 0 | 0 | 0 | 0 | 0 | 0 | 0 |
| 0800 | 0 | 0 | 0 | 0 | 0 | 0 | 0 |
| 0830 | 0 | 0 | 0 | 0 | 0 | 0 | 0 |
| 0900 | 0 | 0 | 0 | 0 | 0 | 0 | 0 |
| 0930 | 27 | 27 | 27 | 0 | 0 | 0 | 81 |
| 1000 | 27 | 27 | 27 | 0 | 0 | 0 | 81 |
| 1030 | 31 | 34 | 31 | 34 | 0 | 0 | 130 |
| 1100 | 31 | 34 | 31 | 34 | 0 | 0 | 130 |
| 1130 | 31 | 34 | 31 | 34 | 0 | 0 | 130 |
| 1200 | 31 | 34 | 31 | 34 | 0 | 0 | 130 |
| 1230 | 0 | 34 | 0 | 34 | 0 | 0 | 68 |
| 1300 | 0 | 0 | 0 | 0 | 0 | 0 | 0 |
| 1330 | 0 | 0 | 0 | 0 | 0 | 0 | 0 |
| 1400 | 0 | 0 | 0 | 0 | 0 | 0 | 0 |
| 1430 | 0 | 0 | 0 | 0 | 0 | 0 | 0 |
| 1500 | 0 | 0 | 0 | 0 | 0 | 0 | 0 |
| 1530 | 0 | 0 | 0 | 0 | 0 | 0 | 0 |
| 1600 | 0 | 0 | 0 | 0 | 0 | 0 | 0 |
| 1630 | 33 | 28 | 33 | 28 | 0 | 0 | 122 |
| 1700 | 33 | 28 | 33 | 28 | 0 | 0 | 122 |
| 1730 | 33 | 28 | 33 | 28 | 0 | 0 | 122 |
| 1800 | 33 | 28 | 33 | 28 | 0 | 0 | 122 |
| 1830 | 33 | 28 | 33 | 28 | 0 | 0 | 122 |
| 1900 | 0 | 31 | 0 | 28 | 0 | 0 | 59 |
| 1930 | 0 | 31 | 0 | 28 | 0 | 0 | 59 |
| 2000 | 0 | 31 | 0 | 28 | 0 | 0 | 59 |
| 2030 | 0 | 31 | 0 | 28 | 0 | 0 | 59 |
| 2100 | 0 | 31 | 0 | 28 | 0 | 0 | 59 |
| 2130 | 0 | 31 | 0 | 28 | 0 | 0 | 59 |
| Total Student Seat 1/2 Hours: | 343 | 550 | 343 | 478 | 0 | 0 | 1,714 |
| Total Student Seat Hours: | 172 | 275 | 172 | 239 | 0 | 0 | 857 |
| % Max Student Hrs: | 35% | 56% | 35% | 49% | 0% | 0% | 35% |
| % State Benchmark: | 69% | 111% | 69% | 97% | 0% | 0% | 69% |

| CRN | Course | Enroll | Dates | Days | BTime | ETime | Instructor | Hrs | Type | |
|-------|-----------|--------|-------|------|-------|-------|------------|---------------------|------|----|
| 32501 | ENGL V03 | 27 | 1/6 | 5/19 | MTW | 0930 | 1020 | Maldonado, Jose A. | 3 | WC |
| 31913 | ITAL V01 | 34 | 1/6 | 5/19 | T R | 1030 | 1245 | Ginchereau, Anne L. | 5 | WC |
| 32203 | MATH V44 | 31 | 1/6 | 5/19 | M W | 1030 | 1220 | Sani, Rashidali H. | 4 | WC |
| 38108 | ENGL V03 | 28 | 1/6 | 5/19 | T R | 1630 | 1845 | Cosentino, Lydia G. | 5 | WC |
| 31431 | ENGL V01A | 33 | 1/6 | 5/19 | M W | 1630 | 1845 | Cosentino, Lydia G. | 5 | WC |
| 31982 | ENGL V01B | 28 | 1/6 | 5/19 | R | 1900 | 2150 | Cosentino, Lydia G. | 3 | WC |
| 33293 | ENGL V01B | 31 | 1/6 | 5/19 | T | 1900 | 2150 | Cosentino, Lydia G. | 3 | WC |

| | | | | |
|----------------------------|-----------|----------------------|--------------|--------------------|
| Utilization % Color Codes: | Red < 25% | Blue < 50% | Green < 90% | Gold >= 90% |
| Capacity: | 35 | Students (Banner) | Description: | TR14-15 Classrooms |
| Stations: | 30 | Students (Fusion) | Division: | |
| Max Student Hrs: | 2,450 | Capacity * 70 Hrs/Wk | Room Use: | 110 Classroom |
| Use Factor: | 53 | Hrs/Week | Size: | 678 Sq. Feet |
| Occ Factor: | 23 | Students/Hr | TOP Code: | 009900 |
| State Benchmark: | 1,237 | Student Hours/Wk | TOP Title: | General Assignment |

Number of Students by Time and Day

| Time | Mon | Tues | Wed | Thur | Fri | Sat | Week |
|-------------------------------|-----|------|-----|------|-----|-----|-------|
| 0700 | 0 | 0 | 0 | 0 | 0 | 0 | 0 |
| 0730 | 0 | 0 | 0 | 0 | 0 | 0 | 0 |
| 0800 | 0 | 0 | 0 | 0 | 0 | 0 | 0 |
| 0830 | 0 | 0 | 0 | 0 | 0 | 0 | 0 |
| 0900 | 0 | 0 | 0 | 0 | 0 | 0 | 0 |
| 0930 | 0 | 0 | 0 | 0 | 0 | 0 | 0 |
| 1000 | 0 | 0 | 0 | 0 | 0 | 0 | 0 |
| 1030 | 30 | 30 | 30 | 30 | 30 | 0 | 150 |
| 1100 | 30 | 30 | 30 | 30 | 30 | 0 | 150 |
| 1130 | 0 | 0 | 0 | 0 | 0 | 0 | 0 |
| 1200 | 0 | 0 | 0 | 0 | 0 | 0 | 0 |
| 1230 | 0 | 0 | 0 | 0 | 0 | 0 | 0 |
| 1300 | 0 | 0 | 0 | 0 | 0 | 0 | 0 |
| 1330 | 0 | 0 | 0 | 0 | 0 | 0 | 0 |
| 1400 | 0 | 0 | 0 | 0 | 0 | 0 | 0 |
| 1430 | 0 | 0 | 0 | 0 | 0 | 0 | 0 |
| 1500 | 0 | 0 | 0 | 0 | 0 | 0 | 0 |
| 1530 | 0 | 0 | 0 | 0 | 0 | 0 | 0 |
| 1600 | 0 | 0 | 0 | 0 | 0 | 0 | 0 |
| 1630 | 30 | 26 | 30 | 26 | 0 | 0 | 112 |
| 1700 | 30 | 26 | 30 | 26 | 0 | 0 | 112 |
| 1730 | 30 | 26 | 30 | 26 | 0 | 0 | 112 |
| 1800 | 30 | 26 | 30 | 26 | 0 | 0 | 112 |
| 1830 | 30 | 26 | 30 | 26 | 0 | 0 | 112 |
| 1900 | 28 | 30 | 28 | 0 | 0 | 0 | 86 |
| 1930 | 28 | 30 | 28 | 0 | 0 | 0 | 86 |
| 2000 | 28 | 30 | 28 | 0 | 0 | 0 | 86 |
| 2030 | 28 | 30 | 28 | 0 | 0 | 0 | 86 |
| 2100 | 28 | 30 | 28 | 0 | 0 | 0 | 86 |
| 2130 | 28 | 30 | 28 | 0 | 0 | 0 | 86 |
| Total Student Seat 1/2 Hours: | 378 | 370 | 378 | 190 | 60 | 0 | 1,376 |
| Total Student Seat Hours: | 189 | 185 | 189 | 95 | 30 | 0 | 688 |
| % Max Student Hrs: | 39% | 38% | 39% | 19% | 6% | 0% | 28% |
| % State Benchmark: | 76% | 75% | 76% | 38% | 12% | 0% | 56% |

| CRN | Course | Enroll | Dates | Days | BTime | ETime | Instructor | Hrs | Type |
|-------|-----------|--------|------------|-------|-------|-------|---------------------|-----|------|
| 72017 | ENGL V03 | 30 | 8/19 12/18 | MTWRF | 1030 | 1120 | Spitler, Emily P. | 5 | WC |
| 71591 | ENGL V03 | 26 | 8/19 12/18 | T R | 1630 | 1845 | Cosentino, Lydia G. | 5 | WC |
| 71641 | ENGL V01A | 30 | 8/19 12/18 | M W | 1630 | 1845 | Cosentino, Lydia G. | 5 | WC |
| 71381 | ENGL V01B | 28 | 8/19 12/18 | W | 1900 | 2150 | Cosentino, Lydia G. | 3 | WC |
| 71894 | ENGL V01B | 30 | 8/19 12/18 | T | 1900 | 2150 | Cosentino, Lydia G. | 3 | WC |
| 71875 | ENGL V01B | 28 | 8/19 12/18 | M | 1900 | 2150 | Cosentino, Lydia G. | 3 | WC |

| | | | | |
|----------------------------|-----------|----------------------|--------------|--------------------|
| Utilization % Color Codes: | Red < 25% | Blue < 50% | Green < 90% | Gold >= 90% |
| Capacity: | 35 | Students (Banner) | Description: | TR14-15 Classrooms |
| Stations: | 30 | Students (Fusion) | Division: | |
| Max Student Hrs: | 2,450 | Capacity * 70 Hrs/Wk | Room Use: | 110 Classroom |
| Use Factor: | 53 | Hrs/Week | Size: | 678 Sq. Feet |
| Occ Factor: | 23 | Students/Hr | TOP Code: | 009900 |
| State Benchmark: | 1,237 | Student Hours/Wk | TOP Title: | General Assignment |

Number of Students by Time and Day

| Time | Mon | Tues | Wed | Thur | Fri | Sat | Week |
|-------------------------------|-----|------|-----|------|-----|-----|-------|
| 0700 | 0 | 0 | 0 | 0 | 0 | 0 | 0 |
| 0730 | 0 | 0 | 0 | 0 | 0 | 0 | 0 |
| 0800 | 0 | 0 | 0 | 0 | 0 | 0 | 0 |
| 0830 | 0 | 0 | 0 | 0 | 0 | 0 | 0 |
| 0900 | 0 | 0 | 0 | 0 | 0 | 0 | 0 |
| 0930 | 0 | 0 | 0 | 0 | 0 | 0 | 0 |
| 1000 | 0 | 0 | 0 | 0 | 0 | 0 | 0 |
| 1030 | 27 | 27 | 27 | 27 | 0 | 0 | 108 |
| 1100 | 27 | 27 | 27 | 27 | 0 | 0 | 108 |
| 1130 | 27 | 27 | 27 | 27 | 0 | 0 | 108 |
| 1200 | 27 | 27 | 27 | 27 | 0 | 0 | 108 |
| 1230 | 27 | 27 | 27 | 27 | 0 | 0 | 108 |
| 1300 | 27 | 27 | 27 | 27 | 0 | 0 | 108 |
| 1330 | 21 | 21 | 21 | 21 | 0 | 0 | 84 |
| 1400 | 21 | 21 | 21 | 21 | 0 | 0 | 84 |
| 1430 | 21 | 21 | 21 | 21 | 0 | 0 | 84 |
| 1500 | 21 | 21 | 21 | 21 | 0 | 0 | 84 |
| 1530 | 21 | 21 | 21 | 21 | 0 | 0 | 84 |
| 1600 | 21 | 21 | 21 | 21 | 0 | 0 | 84 |
| 1630 | 0 | 0 | 0 | 0 | 0 | 0 | 0 |
| 1700 | 0 | 0 | 0 | 0 | 0 | 0 | 0 |
| 1730 | 0 | 0 | 0 | 0 | 0 | 0 | 0 |
| 1800 | 0 | 0 | 0 | 0 | 0 | 0 | 0 |
| 1830 | 0 | 0 | 0 | 0 | 0 | 0 | 0 |
| 1900 | 0 | 0 | 0 | 0 | 0 | 0 | 0 |
| 1930 | 0 | 0 | 0 | 0 | 0 | 0 | 0 |
| 2000 | 0 | 0 | 0 | 0 | 0 | 0 | 0 |
| 2030 | 0 | 0 | 0 | 0 | 0 | 0 | 0 |
| 2100 | 0 | 0 | 0 | 0 | 0 | 0 | 0 |
| 2130 | 0 | 0 | 0 | 0 | 0 | 0 | 0 |
| Total Student Seat 1/2 Hours: | 288 | 288 | 288 | 288 | 0 | 0 | 1,152 |
| Total Student Seat Hours: | 144 | 144 | 144 | 144 | 0 | 0 | 576 |
| % Max Student Hrs: | 29% | 29% | 29% | 29% | 0% | 0% | 24% |
| % State Benchmark: | 58% | 58% | 58% | 58% | 0% | 0% | 47% |

| CRN | Course | Enroll | Dates | Days | BTime | ETime | Instructor | Hrs | Type |
|-------|-----------|--------|-------|------|-------|-------|------------|-----|------|
| 50097 | ENGL V01A | 27 | 6/17 | 8/1 | MTWR | 1030 | 1320 | 12 | DC |
| 50100 | ENGL V01A | 21 | 6/17 | 8/1 | MTWR | 1330 | 1620 | 12 | DC |

| | | | | |
|----------------------------|-----------|----------------------|--------------|-----------------------|
| Utilization % Color Codes: | Red < 25% | Blue < 50% | Green < 90% | Gold >= 90% |
| Capacity: | 35 | Students (Banner) | Description: | Multimedia |
| Stations: | 16 | Students (Fusion) | Division: | |
| Max Student Hrs: | 2,450 | Capacity * 70 Hrs/Wk | Room Use: | 250 Non-Class Lab |
| Use Factor: | 53 | Hrs/Week | Size: | 644 Sq. Feet |
| Occ Factor: | 23 | Students/Hr | TOP Code: | 100000 |
| State Benchmark: | 1,237 | Student Hours/Wk | TOP Title: | Fine and Applied Arts |

Number of Students by Time and Day

| Time | Mon | Tues | Wed | Thur | Fri | Sat | Week |
|-------------------------------|-----|------|-----|------|-----|-----|------|
| 0700 | 0 | 0 | 0 | 0 | 0 | 0 | 0 |
| 0730 | 0 | 0 | 0 | 0 | 0 | 0 | 0 |
| 0800 | 0 | 0 | 0 | 0 | 0 | 0 | 0 |
| 0830 | 0 | 0 | 0 | 0 | 0 | 0 | 0 |
| 0900 | 0 | 0 | 0 | 0 | 0 | 0 | 0 |
| 0930 | 0 | 0 | 0 | 0 | 0 | 0 | 0 |
| 1000 | 0 | 0 | 0 | 0 | 0 | 0 | 0 |
| 1030 | 19 | 0 | 19 | 0 | 0 | 0 | 38 |
| 1100 | 19 | 0 | 19 | 0 | 0 | 0 | 38 |
| 1130 | 19 | 0 | 19 | 0 | 0 | 0 | 38 |
| 1200 | 19 | 0 | 19 | 0 | 0 | 0 | 38 |
| 1230 | 19 | 0 | 19 | 0 | 0 | 0 | 38 |
| 1300 | 19 | 0 | 19 | 0 | 0 | 0 | 38 |
| 1330 | 0 | 22 | 0 | 22 | 0 | 0 | 44 |
| 1400 | 0 | 22 | 0 | 22 | 0 | 0 | 44 |
| 1430 | 0 | 22 | 0 | 22 | 0 | 0 | 44 |
| 1500 | 0 | 22 | 0 | 22 | 0 | 0 | 44 |
| 1530 | 0 | 22 | 0 | 22 | 0 | 0 | 44 |
| 1600 | 0 | 22 | 0 | 22 | 0 | 0 | 44 |
| 1630 | 0 | 0 | 0 | 0 | 0 | 0 | 0 |
| 1700 | 0 | 0 | 0 | 0 | 0 | 0 | 0 |
| 1730 | 0 | 0 | 0 | 0 | 0 | 0 | 0 |
| 1800 | 0 | 24 | 0 | 24 | 0 | 0 | 48 |
| 1830 | 0 | 24 | 0 | 24 | 0 | 0 | 48 |
| 1900 | 0 | 24 | 0 | 24 | 0 | 0 | 48 |
| 1930 | 0 | 24 | 0 | 24 | 0 | 0 | 48 |
| 2000 | 0 | 24 | 0 | 24 | 0 | 0 | 48 |
| 2030 | 0 | 24 | 0 | 24 | 0 | 0 | 48 |
| 2100 | 0 | 0 | 0 | 0 | 0 | 0 | 0 |
| 2130 | 0 | 0 | 0 | 0 | 0 | 0 | 0 |
| Total Student Seat 1/2 Hours: | 114 | 276 | 114 | 276 | 0 | 0 | 780 |
| Total Student Seat Hours: | 57 | 138 | 57 | 138 | 0 | 0 | 390 |
| % Max Student Hrs: | 12% | 28% | 12% | 28% | 0% | 0% | 16% |
| % State Benchmark: | 23% | 56% | 23% | 56% | 0% | 0% | 32% |

| CRN | Course | Enroll | Dates | Days | BTime | ETime | Instructor | Hrs | Type |
|-------|----------|--------|-------|------|-------|-------|------------|-----------------|------|
| 32265 | ART V74B | 4 | 1/6 | 5/19 | M W | 1030 | 1320 | Fell, Sharla A. | 6 WC |
| 32013 | ART V74A | 15 | 1/6 | 5/19 | M W | 1030 | 1320 | Fell, Sharla A. | 6 WC |
| 30072 | ART V70A | 19 | 1/6 | 5/19 | T R | 1330 | 1620 | Fell, Sharla A. | 6 WC |
| 31495 | ART V70B | 3 | 1/6 | 5/19 | T R | 1330 | 1620 | Fell, Sharla A. | 6 WC |
| 39458 | PHOT V02 | 24 | 1/6 | 5/19 | T R | 1800 | 2050 | Oliver, Amy S. | 6 WC |

| | | | | |
|----------------------------|-----------|----------------------|--------------|-----------------------|
| Utilization % Color Codes: | Red < 25% | Blue < 50% | Green < 90% | Gold >= 90% |
| Capacity: | 35 | Students (Banner) | Description: | Multimedia |
| Stations: | 16 | Students (Fusion) | Division: | |
| Max Student Hrs: | 2,450 | Capacity * 70 Hrs/Wk | Room Use: | 250 Non-Class Lab |
| Use Factor: | 53 | Hrs/Week | Size: | 644 Sq. Feet |
| Occ Factor: | 23 | Students/Hr | TOP Code: | 100000 |
| State Benchmark: | 1,237 | Student Hours/Wk | TOP Title: | Fine and Applied Arts |

Number of Students by Time and Day

| Time | Mon | Tues | Wed | Thur | Fri | Sat | Week |
|-------------------------------|-----|------|-----|------|-----|-----|-------|
| 0700 | 0 | 0 | 0 | 0 | 0 | 0 | 0 |
| 0730 | 19 | 0 | 19 | 0 | 0 | 0 | 38 |
| 0800 | 19 | 0 | 19 | 0 | 0 | 0 | 38 |
| 0830 | 19 | 0 | 19 | 0 | 0 | 0 | 38 |
| 0900 | 19 | 0 | 19 | 0 | 0 | 0 | 38 |
| 0930 | 19 | 0 | 19 | 0 | 0 | 0 | 38 |
| 1000 | 19 | 0 | 19 | 0 | 0 | 0 | 38 |
| 1030 | 25 | 0 | 25 | 0 | 0 | 0 | 50 |
| 1100 | 25 | 0 | 25 | 0 | 0 | 0 | 50 |
| 1130 | 25 | 0 | 25 | 0 | 0 | 0 | 50 |
| 1200 | 25 | 0 | 25 | 0 | 0 | 0 | 50 |
| 1230 | 25 | 0 | 25 | 0 | 0 | 0 | 50 |
| 1300 | 25 | 0 | 25 | 0 | 0 | 0 | 50 |
| 1330 | 17 | 28 | 17 | 28 | 0 | 0 | 90 |
| 1400 | 17 | 28 | 17 | 28 | 0 | 0 | 90 |
| 1430 | 17 | 28 | 17 | 28 | 0 | 0 | 90 |
| 1500 | 17 | 28 | 17 | 28 | 0 | 0 | 90 |
| 1530 | 17 | 28 | 17 | 28 | 0 | 0 | 90 |
| 1600 | 17 | 28 | 17 | 28 | 0 | 0 | 90 |
| 1630 | 0 | 0 | 0 | 0 | 0 | 0 | 0 |
| 1700 | 0 | 0 | 0 | 0 | 0 | 0 | 0 |
| 1730 | 0 | 0 | 0 | 0 | 0 | 0 | 0 |
| 1800 | 0 | 0 | 0 | 0 | 0 | 0 | 0 |
| 1830 | 0 | 0 | 0 | 0 | 0 | 0 | 0 |
| 1900 | 0 | 24 | 0 | 24 | 0 | 0 | 48 |
| 1930 | 0 | 24 | 0 | 24 | 0 | 0 | 48 |
| 2000 | 0 | 24 | 0 | 24 | 0 | 0 | 48 |
| 2030 | 0 | 24 | 0 | 24 | 0 | 0 | 48 |
| 2100 | 0 | 24 | 0 | 24 | 0 | 0 | 48 |
| 2130 | 0 | 24 | 0 | 24 | 0 | 0 | 48 |
| Total Student Seat 1/2 Hours: | 366 | 312 | 366 | 312 | 0 | 0 | 1,356 |
| Total Student Seat Hours: | 183 | 156 | 183 | 156 | 0 | 0 | 678 |
| % Max Student Hrs: | 37% | 32% | 37% | 32% | 0% | 0% | 28% |
| % State Benchmark: | 74% | 63% | 74% | 63% | 0% | 0% | 55% |

| CRN | Course | Enroll | Dates | Days | BTime | ETime | Instructor | Hrs | Type |
|-------|-----------|--------|------------|------|-------|-------|-----------------|-----|------|
| 70994 | ART V68 | 19 | 8/19 12/18 | M W | 0730 | 1020 | Fell, Sharla A. | 6 | WC |
| 70687 | PHOT V73A | 13 | 8/19 12/18 | M W | 1030 | 1320 | Fell, Sharla A. | 6 | WC |
| 70657 | ART V73A | 12 | 8/19 12/18 | M W | 1030 | 1320 | Fell, Sharla A. | 6 | WC |
| 71516 | ART V70A | 28 | 8/19 12/18 | T R | 1330 | 1620 | Fell, Sharla A. | 6 | WC |
| 74220 | ART V71 | 17 | 8/19 12/18 | M W | 1330 | 1620 | Gilson, Rosario | 6 | WC |
| 79377 | PHOT V02 | 24 | 8/19 12/18 | T R | 1900 | 2150 | Oliver, Amy S. | 6 | WC |

| | | | | |
|----------------------------|-----------|----------------------|--------------|--------------------------------|
| Utilization % Color Codes: | Red < 25% | Blue < 50% | Green < 90% | Gold >= 90% |
| Capacity: | 35 | Students (Banner) | Description: | Ventura College at Santa Paula |
| Stations: | 35 | Students (Fusion) | Division: | |
| Max Student Hrs: | 2,450 | Capacity * 70 Hrs/Wk | Room Use: | 110 Classroom |
| Use Factor: | 53 | Hrs/Week | Size: | 638 Sq. Feet |
| Occ Factor: | 23 | Students/Hr | TOP Code: | 009900 |
| State Benchmark: | 1,237 | Student Hours/Wk | TOP Title: | General Assignment |

Number of Students by Time and Day

| Time | Mon | Tues | Wed | Thur | Fri | Sat | Week |
|-------------------------------|-----|------|-----|------|-----|-----|------|
| 0700 | 0 | 0 | 0 | 0 | 0 | 0 | 0 |
| 0730 | 0 | 0 | 0 | 0 | 0 | 0 | 0 |
| 0800 | 0 | 0 | 0 | 0 | 0 | 0 | 0 |
| 0830 | 0 | 0 | 0 | 0 | 0 | 0 | 0 |
| 0900 | 0 | 0 | 0 | 0 | 0 | 0 | 0 |
| 0930 | 0 | 0 | 0 | 0 | 0 | 0 | 0 |
| 1000 | 0 | 0 | 0 | 0 | 0 | 0 | 0 |
| 1030 | 0 | 0 | 0 | 0 | 0 | 0 | 0 |
| 1100 | 0 | 0 | 0 | 0 | 0 | 0 | 0 |
| 1130 | 0 | 0 | 0 | 0 | 0 | 0 | 0 |
| 1200 | 0 | 0 | 0 | 0 | 0 | 0 | 0 |
| 1230 | 0 | 0 | 0 | 0 | 0 | 0 | 0 |
| 1300 | 0 | 0 | 0 | 0 | 0 | 0 | 0 |
| 1330 | 0 | 0 | 0 | 0 | 0 | 0 | 0 |
| 1400 | 0 | 0 | 0 | 0 | 0 | 0 | 0 |
| 1430 | 0 | 0 | 0 | 0 | 0 | 0 | 0 |
| 1500 | 0 | 0 | 0 | 0 | 0 | 0 | 0 |
| 1530 | 0 | 0 | 0 | 0 | 0 | 0 | 0 |
| 1600 | 25 | 0 | 0 | 28 | 0 | 0 | 53 |
| 1630 | 25 | 0 | 0 | 28 | 0 | 0 | 53 |
| 1700 | 25 | 0 | 0 | 28 | 0 | 0 | 53 |
| 1730 | 25 | 0 | 0 | 28 | 0 | 0 | 53 |
| 1800 | 25 | 0 | 26 | 28 | 0 | 0 | 79 |
| 1830 | 25 | 0 | 26 | 28 | 0 | 0 | 79 |
| 1900 | 22 | 0 | 26 | 0 | 0 | 0 | 48 |
| 1930 | 22 | 0 | 26 | 0 | 0 | 0 | 48 |
| 2000 | 22 | 0 | 26 | 0 | 0 | 0 | 48 |
| 2030 | 22 | 0 | 26 | 0 | 0 | 0 | 48 |
| 2100 | 22 | 0 | 0 | 0 | 0 | 0 | 22 |
| 2130 | 22 | 0 | 0 | 0 | 0 | 0 | 22 |
| Total Student Seat 1/2 Hours: | 282 | 0 | 156 | 168 | 0 | 0 | 606 |
| Total Student Seat Hours: | 141 | 0 | 78 | 84 | 0 | 0 | 303 |
| % Max Student Hrs: | 29% | 0% | 16% | 17% | 0% | 0% | 12% |
| % State Benchmark: | 57% | 0% | 32% | 34% | 0% | 0% | 25% |

| CRN | Course | Enroll | Dates | Days | BTime | ETime | Instructor | Hrs | Type |
|-------|----------|--------|----------|------|-------|-------|---------------------------|-----|------|
| 32022 | COMM V01 | 28 | 1/6 5/19 | R | 1600 | 1850 | Bates, Benjamin E. | 3 | WC |
| 30789 | CD V02 | 25 | 1/6 5/19 | M | 1600 | 1850 | Moriel-Guillen, Guadalupe | 3 | WC |
| 31059 | CD V62 | 26 | 1/6 5/19 | W | 1800 | 2050 | Fields, Stephanie T. | 3 | WC |
| 30009 | CD V61 | 22 | 1/6 5/19 | M | 1900 | 2150 | Flores Foss, Jenny A. | 3 | WC |

| | | | | |
|----------------------------|-----------|----------------------|--------------|--------------------------------|
| Utilization % Color Codes: | Red < 25% | Blue < 50% | Green < 90% | Gold >= 90% |
| Capacity: | 35 | Students (Banner) | Description: | Ventura College at Santa Paula |
| Stations: | 35 | Students (Fusion) | Division: | |
| Max Student Hrs: | 2,450 | Capacity * 70 Hrs/Wk | Room Use: | 110 Classroom |
| Use Factor: | 53 | Hrs/Week | Size: | 638 Sq. Feet |
| Occ Factor: | 23 | Students/Hr | TOP Code: | 009900 |
| State Benchmark: | 1,237 | Student Hours/Wk | TOP Title: | General Assignment |

Number of Students by Time and Day

| Time | Mon | Tues | Wed | Thur | Fri | Sat | Week |
|-------------------------------|-----|------|-----|------|-----|-----|------|
| 0700 | 0 | 0 | 0 | 0 | 0 | 0 | 0 |
| 0730 | 0 | 0 | 0 | 0 | 0 | 0 | 0 |
| 0800 | 0 | 0 | 0 | 0 | 0 | 0 | 0 |
| 0830 | 0 | 0 | 0 | 0 | 0 | 0 | 0 |
| 0900 | 0 | 0 | 0 | 0 | 0 | 0 | 0 |
| 0930 | 0 | 0 | 0 | 0 | 0 | 0 | 0 |
| 1000 | 0 | 0 | 0 | 0 | 0 | 0 | 0 |
| 1030 | 0 | 0 | 0 | 0 | 0 | 0 | 0 |
| 1100 | 0 | 0 | 0 | 0 | 0 | 0 | 0 |
| 1130 | 0 | 0 | 0 | 0 | 0 | 0 | 0 |
| 1200 | 0 | 0 | 0 | 0 | 0 | 0 | 0 |
| 1230 | 0 | 0 | 0 | 0 | 0 | 0 | 0 |
| 1300 | 0 | 0 | 0 | 0 | 0 | 0 | 0 |
| 1330 | 0 | 0 | 0 | 0 | 0 | 0 | 0 |
| 1400 | 0 | 0 | 0 | 0 | 0 | 0 | 0 |
| 1430 | 0 | 0 | 0 | 0 | 0 | 0 | 0 |
| 1500 | 39 | 0 | 0 | 0 | 0 | 0 | 39 |
| 1530 | 39 | 0 | 0 | 0 | 0 | 0 | 39 |
| 1600 | 39 | 0 | 0 | 0 | 0 | 0 | 39 |
| 1630 | 39 | 0 | 0 | 0 | 0 | 0 | 39 |
| 1700 | 39 | 0 | 0 | 0 | 0 | 0 | 39 |
| 1730 | 39 | 0 | 0 | 0 | 0 | 0 | 39 |
| 1800 | 0 | 0 | 0 | 0 | 0 | 0 | 0 |
| 1830 | 19 | 19 | 19 | 19 | 0 | 0 | 76 |
| 1900 | 19 | 19 | 19 | 19 | 0 | 0 | 76 |
| 1930 | 9 | 16 | 9 | 16 | 0 | 0 | 50 |
| 2000 | 9 | 16 | 9 | 16 | 0 | 0 | 50 |
| 2030 | 9 | 16 | 9 | 16 | 0 | 0 | 50 |
| 2100 | 9 | 16 | 9 | 16 | 0 | 0 | 50 |
| 2130 | 0 | 0 | 0 | 0 | 0 | 0 | 0 |
| Total Student Seat 1/2 Hours: | 308 | 102 | 74 | 102 | 0 | 0 | 586 |
| Total Student Seat Hours: | 154 | 51 | 37 | 51 | 0 | 0 | 293 |
| % Max Student Hrs: | 31% | 10% | 8% | 10% | 0% | 0% | 12% |
| % State Benchmark: | 62% | 21% | 15% | 21% | 0% | 0% | 24% |

| CRN | Course | Enroll | Dates | Days | BTime | ETime | Instructor | Hrs | Type |
|-------|---------|--------|------------|------|-------|-------|---------------------------|-----|------|
| 71397 | CD V02 | 39 | 8/19 12/18 | M | 1500 | 1750 | Moriel-Guillen, Guadalupe | 3 | WC |
| 70778 | ESL V21 | 19 | 8/19 12/18 | MTWR | 1830 | 1920 | Zelman, Nancy E. | 4 | WC |
| 72085 | ESL V41 | 16 | 8/19 12/18 | T R | 1930 | 2120 | Tamiian, Sarah A. | 4 | WC |
| 72101 | ESL V31 | 9 | 8/19 12/18 | M W | 1930 | 2120 | Mills, Kathleen P. | 4 | WC |

| | | | | |
|----------------------------|-----------|----------------------|--------------|--------------------------------|
| Utilization % Color Codes: | Red < 25% | Blue < 50% | Green < 90% | Gold >= 90% |
| Capacity: | 33 | Students (Banner) | Description: | Ventura College at Santa Paula |
| Stations: | 33 | Students (Fusion) | Division: | |
| Max Student Hrs: | 2,310 | Capacity * 70 Hrs/Wk | Room Use: | 210 Class Lab |
| Use Factor: | 53 | Hrs/Week | Size: | 846 Sq. Feet |
| Occ Factor: | 22 | Students/Hr | TOP Code: | 493000 |
| State Benchmark: | 1,166 | Student Hours/Wk | TOP Title: | General Studies |

Number of Students by Time and Day

| Time | Mon | Tues | Wed | Thur | Fri | Sat | Week |
|-------------------------------|-----|------|-----|------|-----|-----|-------|
| 0700 | 0 | 0 | 0 | 0 | 0 | 0 | 0 |
| 0730 | 0 | 0 | 0 | 0 | 0 | 0 | 0 |
| 0800 | 0 | 0 | 0 | 0 | 0 | 0 | 0 |
| 0830 | 31 | 31 | 31 | 31 | 6 | 0 | 130 |
| 0900 | 31 | 31 | 31 | 31 | 6 | 0 | 130 |
| 0930 | 31 | 31 | 31 | 31 | 6 | 0 | 130 |
| 1000 | 31 | 31 | 31 | 31 | 6 | 0 | 130 |
| 1030 | 31 | 31 | 31 | 31 | 6 | 0 | 130 |
| 1100 | 31 | 31 | 31 | 31 | 6 | 0 | 130 |
| 1130 | 31 | 31 | 31 | 31 | 6 | 0 | 130 |
| 1200 | 13 | 13 | 13 | 13 | 0 | 0 | 52 |
| 1230 | 13 | 13 | 13 | 13 | 0 | 0 | 52 |
| 1300 | 0 | 0 | 0 | 0 | 0 | 0 | 0 |
| 1330 | 0 | 0 | 0 | 0 | 0 | 0 | 0 |
| 1400 | 0 | 0 | 0 | 0 | 0 | 0 | 0 |
| 1430 | 0 | 0 | 0 | 0 | 0 | 0 | 0 |
| 1500 | 0 | 0 | 0 | 0 | 0 | 0 | 0 |
| 1530 | 0 | 0 | 0 | 0 | 0 | 0 | 0 |
| 1600 | 0 | 33 | 0 | 0 | 0 | 0 | 33 |
| 1630 | 0 | 33 | 0 | 0 | 0 | 0 | 33 |
| 1700 | 0 | 33 | 0 | 0 | 0 | 0 | 33 |
| 1730 | 0 | 33 | 0 | 0 | 0 | 0 | 33 |
| 1800 | 0 | 33 | 0 | 0 | 0 | 0 | 33 |
| 1830 | 30 | 33 | 30 | 0 | 0 | 0 | 93 |
| 1900 | 30 | 0 | 30 | 0 | 0 | 0 | 60 |
| 1930 | 30 | 21 | 30 | 21 | 0 | 0 | 102 |
| 2000 | 30 | 21 | 30 | 21 | 0 | 0 | 102 |
| 2030 | 30 | 21 | 30 | 21 | 0 | 0 | 102 |
| 2100 | 0 | 21 | 0 | 21 | 0 | 0 | 42 |
| 2130 | 0 | 21 | 0 | 21 | 0 | 0 | 42 |
| Total Student Seat 1/2 Hours: | 393 | 546 | 393 | 348 | 42 | 0 | 1,722 |
| Total Student Seat Hours: | 197 | 273 | 197 | 174 | 21 | 0 | 861 |
| % Max Student Hrs: | 43% | 59% | 43% | 38% | 5% | 0% | 37% |
| % State Benchmark: | 84% | 117% | 84% | 75% | 9% | 0% | 74% |

| CRN | Course | Enroll | Dates | Days | BTime | ETime | Instructor | Hrs | Type |
|-------|-----------|--------|-------|------|-------|-------|------------|-----|------|
| 31057 | BUS V07A | 6 | 1/6 | 5/19 | F | 0830 | 1145 | 4 | WC |
| 30117 | BUS V94 | 13 | 1/6 | 1/30 | MTWR | 0830 | 1245 | 18 | DC |
| 31689 | BUS V21 | 18 | 2/3 | 5/8 | MTWR | 0830 | 1150 | 14 | DC |
| 30604 | BUS V17 | 33 | 1/6 | 5/19 | T | 1600 | 1850 | 3 | WC |
| 30644 | ENGL V01A | 30 | 1/6 | 5/19 | M W | 1830 | 2045 | 5 | WC |
| 31461 | ENGM V51 | 21 | 1/6 | 5/19 | T R | 1930 | 2145 | 5 | WC |

| | | | | |
|----------------------------|-----------|----------------------|--------------|--------------------------------|
| Utilization % Color Codes: | Red < 25% | Blue < 50% | Green < 90% | Gold >= 90% |
| Capacity: | 33 | Students (Banner) | Description: | Ventura College at Santa Paula |
| Stations: | 33 | Students (Fusion) | Division: | |
| Max Student Hrs: | 2,310 | Capacity * 70 Hrs/Wk | Room Use: | 210 Class Lab |
| Use Factor: | 53 | Hrs/Week | Size: | 846 Sq. Feet |
| Occ Factor: | 22 | Students/Hr | TOP Code: | 493000 |
| State Benchmark: | 1,166 | Student Hours/Wk | TOP Title: | General Studies |

Number of Students by Time and Day

| Time | Mon | Tues | Wed | Thur | Fri | Sat | Week |
|-------------------------------|-----|------|-----|------|-----|-----|------|
| 0700 | 0 | 0 | 0 | 0 | 0 | 0 | 0 |
| 0730 | 0 | 0 | 0 | 0 | 0 | 0 | 0 |
| 0800 | 0 | 0 | 0 | 0 | 0 | 0 | 0 |
| 0830 | 0 | 0 | 0 | 0 | 0 | 0 | 0 |
| 0900 | 0 | 0 | 0 | 0 | 0 | 0 | 0 |
| 0930 | 0 | 0 | 0 | 0 | 0 | 0 | 0 |
| 1000 | 0 | 0 | 0 | 0 | 0 | 0 | 0 |
| 1030 | 0 | 0 | 0 | 0 | 0 | 0 | 0 |
| 1100 | 0 | 8 | 0 | 8 | 0 | 0 | 16 |
| 1130 | 0 | 8 | 0 | 8 | 0 | 0 | 16 |
| 1200 | 0 | 8 | 0 | 8 | 0 | 0 | 16 |
| 1230 | 0 | 8 | 0 | 8 | 0 | 0 | 16 |
| 1300 | 0 | 8 | 0 | 8 | 0 | 0 | 16 |
| 1330 | 0 | 0 | 0 | 32 | 0 | 0 | 32 |
| 1400 | 0 | 0 | 0 | 32 | 0 | 0 | 32 |
| 1430 | 0 | 0 | 0 | 32 | 0 | 0 | 32 |
| 1500 | 0 | 0 | 0 | 32 | 0 | 0 | 32 |
| 1530 | 0 | 0 | 0 | 32 | 0 | 0 | 32 |
| 1600 | 0 | 0 | 0 | 32 | 0 | 0 | 32 |
| 1630 | 0 | 0 | 0 | 0 | 0 | 0 | 0 |
| 1700 | 0 | 0 | 0 | 0 | 0 | 0 | 0 |
| 1730 | 0 | 0 | 0 | 0 | 0 | 0 | 0 |
| 1800 | 0 | 0 | 0 | 0 | 0 | 0 | 0 |
| 1830 | 31 | 0 | 31 | 0 | 0 | 0 | 62 |
| 1900 | 31 | 0 | 31 | 0 | 0 | 0 | 62 |
| 1930 | 31 | 20 | 31 | 20 | 0 | 0 | 102 |
| 2000 | 31 | 20 | 31 | 20 | 0 | 0 | 102 |
| 2030 | 31 | 20 | 31 | 20 | 0 | 0 | 102 |
| 2100 | 0 | 20 | 0 | 20 | 0 | 0 | 40 |
| 2130 | 0 | 20 | 0 | 20 | 0 | 0 | 40 |
| Total Student Seat 1/2 Hours: | 155 | 140 | 155 | 332 | 0 | 0 | 782 |
| Total Student Seat Hours: | 78 | 70 | 78 | 166 | 0 | 0 | 391 |
| % Max Student Hrs: | 17% | 15% | 17% | 36% | 0% | 0% | 17% |
| % State Benchmark: | 33% | 30% | 33% | 71% | 0% | 0% | 34% |

| CRN | Course | Enroll | Dates | Days | BTime | ETime | Instructor | Hrs | Type |
|-------|-----------|--------|------------|------|-------|-------|-------------------|-----|------|
| 71186 | BUS V07A | 8 | 8/19 12/18 | T R | 1100 | 1320 | Palafax, John | 5 | WC |
| 72141 | BUS V17 | 32 | 8/19 12/18 | R | 1330 | 1620 | Anderson, Mike A. | 3 | WC |
| 71456 | ENGL V01A | 31 | 8/19 12/18 | M W | 1830 | 2045 | Zeman, Melinda J. | 5 | WC |
| 71130 | ENGM V51 | 20 | 8/19 12/18 | T R | 1930 | 2145 | Tudman, Kari L. | 5 | WC |

| | | | | |
|----------------------------|-----------|----------------------|--------------|--------------------------------|
| Utilization % Color Codes: | Red < 25% | Blue < 50% | Green < 90% | Gold >= 90% |
| Capacity: | 40 | Students (Banner) | Description: | Ventura College at Santa Paula |
| Stations: | 40 | Students (Fusion) | Division: | |
| Max Student Hrs: | 2,800 | Capacity * 70 Hrs/Wk | Room Use: | 110 Classroom |
| Use Factor: | 53 | Hrs/Week | Size: | 846 Sq. Feet |
| Occ Factor: | 27 | Students/Hr | TOP Code: | 009900 |
| State Benchmark: | 1,413 | Student Hours/Wk | TOP Title: | General Assignment |

Number of Students by Time and Day

| Time | Mon | Tues | Wed | Thur | Fri | Sat | Week |
|-------------------------------|-----|------|-----|------|-----|-----|------|
| 0700 | 0 | 0 | 0 | 0 | 0 | 0 | 0 |
| 0730 | 0 | 0 | 0 | 0 | 0 | 0 | 0 |
| 0800 | 0 | 19 | 0 | 22 | 0 | 0 | 41 |
| 0830 | 0 | 19 | 0 | 22 | 0 | 0 | 41 |
| 0900 | 0 | 19 | 0 | 22 | 0 | 0 | 41 |
| 0930 | 0 | 19 | 0 | 22 | 0 | 0 | 41 |
| 1000 | 0 | 19 | 0 | 22 | 0 | 0 | 41 |
| 1030 | 0 | 19 | 0 | 22 | 0 | 0 | 41 |
| 1100 | 0 | 0 | 0 | 0 | 0 | 0 | 0 |
| 1130 | 0 | 0 | 0 | 0 | 0 | 0 | 0 |
| 1200 | 0 | 0 | 0 | 0 | 0 | 0 | 0 |
| 1230 | 0 | 0 | 0 | 0 | 0 | 0 | 0 |
| 1300 | 0 | 0 | 0 | 0 | 0 | 0 | 0 |
| 1330 | 0 | 0 | 0 | 0 | 0 | 0 | 0 |
| 1400 | 0 | 0 | 0 | 0 | 0 | 0 | 0 |
| 1430 | 0 | 0 | 0 | 0 | 0 | 0 | 0 |
| 1500 | 0 | 0 | 0 | 0 | 0 | 0 | 0 |
| 1530 | 0 | 0 | 0 | 0 | 0 | 0 | 0 |
| 1600 | 0 | 0 | 0 | 0 | 0 | 0 | 0 |
| 1630 | 0 | 0 | 0 | 0 | 0 | 0 | 0 |
| 1700 | 0 | 0 | 0 | 0 | 0 | 0 | 0 |
| 1730 | 0 | 0 | 0 | 0 | 0 | 0 | 0 |
| 1800 | 36 | 39 | 0 | 25 | 0 | 0 | 100 |
| 1830 | 36 | 39 | 0 | 25 | 0 | 0 | 100 |
| 1900 | 36 | 39 | 0 | 25 | 0 | 0 | 100 |
| 1930 | 36 | 39 | 0 | 25 | 0 | 0 | 100 |
| 2000 | 36 | 39 | 0 | 25 | 0 | 0 | 100 |
| 2030 | 36 | 39 | 0 | 25 | 0 | 0 | 100 |
| 2100 | 0 | 0 | 0 | 0 | 0 | 0 | 0 |
| 2130 | 0 | 0 | 0 | 0 | 0 | 0 | 0 |
| Total Student Seat 1/2 Hours: | 216 | 348 | 0 | 282 | 0 | 0 | 846 |
| Total Student Seat Hours: | 108 | 174 | 0 | 141 | 0 | 0 | 423 |
| % Max Student Hrs: | 19% | 31% | 0% | 25% | 0% | 0% | 15% |
| % State Benchmark: | 38% | 62% | 0% | 50% | 0% | 0% | 30% |

| CRN | Course | Enroll | Dates | Days | BTime | ETime | Instructor | Hrs | Type |
|-------|----------|--------|----------|------|-------|-------|------------------------|-----|------|
| 31309 | BUS V30 | 22 | 1/6 5/19 | R | 0800 | 1050 | Branca, Stephanie A. | 3 | WC |
| 30270 | BUS V31 | 17 | 1/6 5/19 | T | 0800 | 1050 | Martin, Perry B. | 3 | WC |
| 31386 | SUP V94 | 2 | 1/6 5/19 | T | 0800 | 1050 | Martin, Perry B. | 3 | WC |
| 31164 | HED V93 | 25 | 1/6 5/19 | R | 1800 | 2050 | Undurraga, Dawn M. | 3 | WC |
| 31050 | ART V01 | 39 | 1/6 5/19 | T | 1800 | 2050 | Coughran, Sharon | 3 | WC |
| 32061 | MATH V10 | 36 | 1/6 5/19 | M | 1800 | 2050 | Crosswhite, Michael S. | 3 | WC |

| | | | | |
|----------------------------|-----------|----------------------|--------------|--------------------------------|
| Utilization % Color Codes: | Red < 25% | Blue < 50% | Green < 90% | Gold >= 90% |
| Capacity: | 40 | Students (Banner) | Description: | Ventura College at Santa Paula |
| Stations: | 40 | Students (Fusion) | Division: | |
| Max Student Hrs: | 2,800 | Capacity * 70 Hrs/Wk | Room Use: | 110 Classroom |
| Use Factor: | 53 | Hrs/Week | Size: | 846 Sq. Feet |
| Occ Factor: | 27 | Students/Hr | TOP Code: | 009900 |
| State Benchmark: | 1,413 | Student Hours/Wk | TOP Title: | General Assignment |

Number of Students by Time and Day

| Time | Mon | Tues | Wed | Thur | Fri | Sat | Week |
|-------------------------------|-----|------|-----|------|-----|-----|-------|
| 0700 | 0 | 0 | 0 | 0 | 0 | 0 | 0 |
| 0730 | 0 | 0 | 0 | 0 | 0 | 0 | 0 |
| 0800 | 0 | 19 | 0 | 34 | 0 | 0 | 53 |
| 0830 | 0 | 19 | 0 | 34 | 0 | 0 | 53 |
| 0900 | 0 | 19 | 0 | 34 | 0 | 0 | 53 |
| 0930 | 0 | 19 | 0 | 34 | 0 | 0 | 53 |
| 1000 | 0 | 19 | 0 | 34 | 0 | 0 | 53 |
| 1030 | 0 | 19 | 0 | 34 | 0 | 0 | 53 |
| 1100 | 0 | 0 | 0 | 0 | 0 | 0 | 0 |
| 1130 | 0 | 0 | 0 | 0 | 0 | 0 | 0 |
| 1200 | 0 | 0 | 0 | 0 | 0 | 0 | 0 |
| 1230 | 0 | 0 | 0 | 0 | 0 | 0 | 0 |
| 1300 | 0 | 0 | 0 | 0 | 0 | 0 | 0 |
| 1330 | 0 | 0 | 0 | 0 | 0 | 0 | 0 |
| 1400 | 0 | 0 | 10 | 0 | 0 | 0 | 10 |
| 1430 | 0 | 0 | 10 | 0 | 0 | 0 | 10 |
| 1500 | 0 | 0 | 10 | 0 | 0 | 0 | 10 |
| 1530 | 0 | 0 | 10 | 0 | 0 | 0 | 10 |
| 1600 | 0 | 0 | 10 | 0 | 0 | 0 | 10 |
| 1630 | 0 | 0 | 10 | 0 | 0 | 0 | 10 |
| 1700 | 0 | 0 | 0 | 0 | 0 | 0 | 0 |
| 1730 | 30 | 0 | 30 | 0 | 0 | 0 | 60 |
| 1800 | 30 | 40 | 30 | 42 | 0 | 0 | 142 |
| 1830 | 30 | 40 | 30 | 42 | 0 | 0 | 142 |
| 1900 | 37 | 40 | 37 | 42 | 0 | 0 | 156 |
| 1930 | 37 | 40 | 37 | 42 | 0 | 0 | 156 |
| 2000 | 37 | 40 | 37 | 42 | 0 | 0 | 156 |
| 2030 | 0 | 40 | 0 | 42 | 0 | 0 | 82 |
| 2100 | 0 | 0 | 0 | 0 | 0 | 0 | 0 |
| 2130 | 0 | 0 | 0 | 0 | 0 | 0 | 0 |
| Total Student Seat 1/2 Hours: | 201 | 354 | 261 | 456 | 0 | 0 | 1,272 |
| Total Student Seat Hours: | 101 | 177 | 131 | 228 | 0 | 0 | 636 |
| % Max Student Hrs: | 18% | 32% | 23% | 41% | 0% | 0% | 23% |
| % State Benchmark: | 36% | 63% | 46% | 81% | 0% | 0% | 45% |

| CRN | Course | Enroll | Dates | Days | BTime | ETime | Instructor | Hrs | Type |
|-------|---------|--------|------------|------|-------|-------|----------------------|-----|------|
| 70302 | BUS V30 | 34 | 8/19 12/18 | R | 0800 | 1050 | Martin, Perry B. | 3 | WC |
| 70848 | CD V38 | 6 | 8/19 12/18 | T | 0800 | 1050 | Boger, Kay F. | 3 | WC |
| 70312 | BUS V38 | 13 | 8/19 12/18 | T | 0800 | 1050 | Boger, Kay F. | 3 | WC |
| 70895 | BUS V44 | 9 | 8/19 12/18 | W | 1400 | 1650 | Branca, Stephanie A. | 3 | WC |
| 70686 | SUP V81 | 1 | 8/19 12/18 | W | 1400 | 1650 | Branca, Stephanie A. | 3 | WC |
| 70417 | PSY V01 | 30 | 8/19 12/18 | M W | 1730 | 1845 | Cushner, Michael J. | 3 | WC |
| 71175 | ART V01 | 42 | 8/19 12/18 | R | 1800 | 2050 | Coughran, Sharon | 3 | WC |
| 70255 | HED V93 | 40 | 8/19 12/18 | T | 1800 | 2050 | Shuler, Lynn S. | 3 | WC |
| 70889 | PSY V01 | 37 | 8/19 12/18 | M W | 1900 | 2015 | Barry, Samantha K. | 3 | WC |

| | | | | |
|----------------------------|-----------|----------------------|--------------|--------------------------------|
| Utilization % Color Codes: | Red < 25% | Blue < 50% | Green < 90% | Gold >= 90% |
| Capacity: | 33 | Students (Banner) | Description: | Ventura College at Santa Paula |
| Stations: | 33 | Students (Fusion) | Division: | |
| Max Student Hrs: | 2,310 | Capacity * 70 Hrs/Wk | Room Use: | 110 Classroom |
| Use Factor: | 53 | Hrs/Week | Size: | 1,152 Sq. Feet |
| Occ Factor: | 22 | Students/Hr | TOP Code: | 009900 |
| State Benchmark: | 1,166 | Student Hours/Wk | TOP Title: | General Assignment |

Number of Students by Time and Day

| Time | Mon | Tues | Wed | Thur | Fri | Sat | Week |
|-------------------------------|-----|------|-----|------|-----|-----|------|
| 0700 | 0 | 0 | 0 | 0 | 0 | 0 | 0 |
| 0730 | 0 | 0 | 0 | 0 | 0 | 0 | 0 |
| 0800 | 0 | 0 | 0 | 0 | 0 | 0 | 0 |
| 0830 | 21 | 21 | 21 | 21 | 0 | 0 | 84 |
| 0900 | 21 | 21 | 21 | 21 | 0 | 0 | 84 |
| 0930 | 21 | 21 | 21 | 21 | 0 | 0 | 84 |
| 1000 | 21 | 21 | 21 | 21 | 0 | 0 | 84 |
| 1030 | 21 | 21 | 21 | 21 | 0 | 0 | 84 |
| 1100 | 21 | 21 | 21 | 21 | 0 | 0 | 84 |
| 1130 | 21 | 21 | 21 | 21 | 0 | 0 | 84 |
| 1200 | 21 | 21 | 21 | 21 | 0 | 0 | 84 |
| 1230 | 0 | 0 | 0 | 0 | 0 | 0 | 0 |
| 1300 | 0 | 0 | 0 | 0 | 0 | 0 | 0 |
| 1330 | 0 | 0 | 0 | 0 | 0 | 0 | 0 |
| 1400 | 0 | 0 | 0 | 0 | 0 | 0 | 0 |
| 1430 | 0 | 0 | 0 | 0 | 0 | 0 | 0 |
| 1500 | 0 | 0 | 0 | 0 | 0 | 0 | 0 |
| 1530 | 0 | 0 | 0 | 0 | 0 | 0 | 0 |
| 1600 | 0 | 0 | 0 | 0 | 0 | 0 | 0 |
| 1630 | 0 | 0 | 0 | 0 | 0 | 0 | 0 |
| 1700 | 0 | 0 | 0 | 0 | 0 | 0 | 0 |
| 1730 | 0 | 0 | 0 | 0 | 0 | 0 | 0 |
| 1800 | 0 | 0 | 0 | 0 | 0 | 0 | 0 |
| 1830 | 0 | 0 | 0 | 0 | 0 | 0 | 0 |
| 1900 | 0 | 0 | 0 | 0 | 0 | 0 | 0 |
| 1930 | 0 | 0 | 0 | 0 | 0 | 0 | 0 |
| 2000 | 0 | 0 | 0 | 0 | 0 | 0 | 0 |
| 2030 | 0 | 0 | 0 | 0 | 0 | 0 | 0 |
| 2100 | 0 | 0 | 0 | 0 | 0 | 0 | 0 |
| 2130 | 0 | 0 | 0 | 0 | 0 | 0 | 0 |
| Total Student Seat 1/2 Hours: | 168 | 168 | 168 | 168 | 0 | 0 | 672 |
| Total Student Seat Hours: | 84 | 84 | 84 | 84 | 0 | 0 | 336 |
| % Max Student Hrs: | 18% | 18% | 18% | 18% | 0% | 0% | 15% |
| % State Benchmark: | 36% | 36% | 36% | 36% | 0% | 0% | 29% |

| CRN | Course | Enroll | Dates | Days | BTime | ETime | Instructor | Hrs | Type |
|-------|---------|--------|-------|------|-------|-------|------------|-------------------------|-------|
| 39381 | BUS V97 | 21 | 1/6 | 5/19 | MTWR | 0830 | 1220 | Baron-Donnelly, Lucy E. | 16 WC |

| | | | | |
|----------------------------|-----------|----------------------|--------------|--------------------------------|
| Utilization % Color Codes: | Red < 25% | Blue < 50% | Green < 90% | Gold >= 90% |
| Capacity: | 33 | Students (Banner) | Description: | Ventura College at Santa Paula |
| Stations: | 33 | Students (Fusion) | Division: | |
| Max Student Hrs: | 2,310 | Capacity * 70 Hrs/Wk | Room Use: | 110 Classroom |
| Use Factor: | 53 | Hrs/Week | Size: | 1,152 Sq. Feet |
| Occ Factor: | 22 | Students/Hr | TOP Code: | 009900 |
| State Benchmark: | 1,166 | Student Hours/Wk | TOP Title: | General Assignment |

Number of Students by Time and Day

| Time | Mon | Tues | Wed | Thur | Fri | Sat | Week |
|-------------------------------|-----|------|-----|------|-----|-----|------|
| 0700 | 0 | 0 | 0 | 0 | 0 | 0 | 0 |
| 0730 | 0 | 0 | 0 | 0 | 0 | 0 | 0 |
| 0800 | 0 | 0 | 0 | 0 | 0 | 0 | 0 |
| 0830 | 20 | 20 | 20 | 20 | 0 | 0 | 80 |
| 0900 | 20 | 20 | 20 | 20 | 0 | 0 | 80 |
| 0930 | 20 | 20 | 20 | 20 | 0 | 0 | 80 |
| 1000 | 20 | 20 | 20 | 20 | 0 | 0 | 80 |
| 1030 | 20 | 20 | 20 | 20 | 0 | 0 | 80 |
| 1100 | 20 | 20 | 20 | 20 | 0 | 0 | 80 |
| 1130 | 20 | 20 | 20 | 20 | 0 | 0 | 80 |
| 1200 | 20 | 20 | 20 | 20 | 0 | 0 | 80 |
| 1230 | 0 | 0 | 0 | 0 | 0 | 0 | 0 |
| 1300 | 0 | 0 | 0 | 0 | 0 | 0 | 0 |
| 1330 | 0 | 0 | 0 | 0 | 0 | 0 | 0 |
| 1400 | 0 | 0 | 0 | 0 | 0 | 0 | 0 |
| 1430 | 0 | 0 | 0 | 0 | 0 | 0 | 0 |
| 1500 | 0 | 0 | 0 | 0 | 0 | 0 | 0 |
| 1530 | 0 | 0 | 0 | 0 | 0 | 0 | 0 |
| 1600 | 0 | 0 | 0 | 0 | 0 | 0 | 0 |
| 1630 | 0 | 0 | 0 | 0 | 0 | 0 | 0 |
| 1700 | 0 | 0 | 0 | 0 | 0 | 0 | 0 |
| 1730 | 0 | 0 | 0 | 0 | 0 | 0 | 0 |
| 1800 | 0 | 0 | 0 | 0 | 0 | 0 | 0 |
| 1830 | 0 | 0 | 0 | 0 | 0 | 0 | 0 |
| 1900 | 0 | 0 | 23 | 0 | 0 | 0 | 23 |
| 1930 | 0 | 0 | 23 | 0 | 0 | 0 | 23 |
| 2000 | 0 | 0 | 23 | 0 | 0 | 0 | 23 |
| 2030 | 0 | 0 | 23 | 0 | 0 | 0 | 23 |
| 2100 | 0 | 0 | 23 | 0 | 0 | 0 | 23 |
| 2130 | 0 | 0 | 23 | 0 | 0 | 0 | 23 |
| Total Student Seat 1/2 Hours: | 160 | 160 | 298 | 160 | 0 | 0 | 778 |
| Total Student Seat Hours: | 80 | 80 | 149 | 80 | 0 | 0 | 389 |
| % Max Student Hrs: | 17% | 17% | 32% | 17% | 0% | 0% | 17% |
| % State Benchmark: | 34% | 34% | 64% | 34% | 0% | 0% | 33% |

| CRN | Course | Enroll | Dates | Days | BTime | ETime | Instructor | Hrs | Type |
|-------|---------|--------|------------|------|-------|-------|-------------------------|-----|------|
| 79380 | BUS V97 | 20 | 8/19 12/18 | MTWR | 0830 | 1220 | Baron-Donnelly, Lucy E. | 16 | WC |
| 70600 | CJ V30 | 23 | 8/19 12/18 | W | 1900 | 2150 | Lovio, Gilbert | 3 | WC |

| | | | | |
|----------------------------|-----------|----------------------|--------------|--------------------------------|
| Utilization % Color Codes: | Red < 25% | Blue < 50% | Green < 90% | Gold >= 90% |
| Capacity: | 45 | Students (Banner) | Description: | Ventura College at Santa Paula |
| Stations: | 45 | Students (Fusion) | Division: | |
| Max Student Hrs: | 3,150 | Capacity * 70 Hrs/Wk | Room Use: | 110 Classroom |
| Use Factor: | 53 | Hrs/Week | Size: | 941 Sq. Feet |
| Occ Factor: | 30 | Students/Hr | TOP Code: | 009900 |
| State Benchmark: | 1,590 | Student Hours/Wk | TOP Title: | General Assignment |

| Number of Students by Time and Day | | | | | | | |
|------------------------------------|-----|------|-----|------|-----|-----|------|
| Time | Mon | Tues | Wed | Thur | Fri | Sat | Week |
| 0700 | 0 | 0 | 0 | 0 | 0 | 0 | 0 |
| 0730 | 0 | 0 | 0 | 0 | 0 | 0 | 0 |
| 0800 | 0 | 0 | 0 | 0 | 0 | 0 | 0 |
| 0830 | 0 | 0 | 0 | 0 | 0 | 0 | 0 |
| 0900 | 0 | 0 | 0 | 0 | 0 | 0 | 0 |
| 0930 | 0 | 0 | 0 | 0 | 0 | 0 | 0 |
| 1000 | 0 | 0 | 0 | 0 | 0 | 0 | 0 |
| 1030 | 0 | 0 | 0 | 0 | 0 | 0 | 0 |
| 1100 | 0 | 0 | 0 | 0 | 0 | 0 | 0 |
| 1130 | 0 | 0 | 0 | 0 | 0 | 0 | 0 |
| 1200 | 0 | 0 | 0 | 0 | 0 | 0 | 0 |
| 1230 | 0 | 0 | 0 | 0 | 0 | 0 | 0 |
| 1300 | 0 | 0 | 0 | 0 | 0 | 0 | 0 |
| 1330 | 0 | 0 | 0 | 0 | 0 | 0 | 0 |
| 1400 | 0 | 0 | 0 | 0 | 0 | 0 | 0 |
| 1430 | 0 | 0 | 0 | 0 | 0 | 0 | 0 |
| 1500 | 0 | 0 | 0 | 0 | 0 | 0 | 0 |
| 1530 | 0 | 0 | 0 | 0 | 0 | 0 | 0 |
| 1600 | 26 | 0 | 26 | 0 | 0 | 0 | 52 |
| 1630 | 26 | 0 | 26 | 0 | 0 | 0 | 52 |
| 1700 | 26 | 0 | 26 | 0 | 0 | 0 | 52 |
| 1730 | 0 | 0 | 0 | 0 | 0 | 0 | 0 |
| 1800 | 21 | 0 | 0 | 0 | 0 | 0 | 21 |
| 1830 | 21 | 0 | 0 | 0 | 0 | 0 | 21 |
| 1900 | 21 | 35 | 40 | 39 | 0 | 0 | 135 |
| 1930 | 21 | 35 | 40 | 39 | 0 | 0 | 135 |
| 2000 | 21 | 35 | 40 | 39 | 0 | 0 | 135 |
| 2030 | 21 | 35 | 40 | 39 | 0 | 0 | 135 |
| 2100 | 0 | 35 | 40 | 39 | 0 | 0 | 114 |
| 2130 | 0 | 35 | 40 | 39 | 0 | 0 | 114 |
| Total Student Seat 1/2 Hours: | 204 | 210 | 318 | 234 | 0 | 0 | 966 |
| Total Student Seat Hours: | 102 | 105 | 159 | 117 | 0 | 0 | 483 |
| % Max Student Hrs: | 16% | 17% | 25% | 19% | 0% | 0% | 15% |
| % State Benchmark: | 32% | 33% | 50% | 37% | 0% | 0% | 30% |

| CRN | Course | Enroll | Dates | Days | BTime | ETime | Instructor | Hrs | Type |
|-------|-----------|--------|-------|------|-------|-------|------------|---------------------|------|
| 30531 | PSY V05 | 26 | 1/6 | 5/19 | M W | 1600 | 1715 | Williams, Oliver B. | 3 WC |
| 30347 | HIST V07A | 21 | 1/6 | 5/19 | M | 1800 | 2050 | Murray, Ricky F. | 3 WC |
| 30788 | AES V22 | 8 | 1/6 | 5/19 | R | 1900 | 2150 | Saiz, Benjamin F. | 3 WC |
| 30625 | HIST V12 | 31 | 1/6 | 5/19 | R | 1900 | 2150 | Saiz, Benjamin F. | 3 WC |
| 30628 | PSY V01 | 40 | 1/6 | 5/19 | W | 1900 | 2150 | Rivere, Edelwina | 3 WC |
| 35320 | CJ V01 | 35 | 1/6 | 5/19 | T | 1900 | 2150 | Lovio, Gilbert | 3 WC |

| | | | | |
|----------------------------|-----------|----------------------|--------------|--------------------------------|
| Utilization % Color Codes: | Red < 25% | Blue < 50% | Green < 90% | Gold >= 90% |
| Capacity: | 45 | Students (Banner) | Description: | Ventura College at Santa Paula |
| Stations: | 45 | Students (Fusion) | Division: | |
| Max Student Hrs: | 3,150 | Capacity * 70 Hrs/Wk | Room Use: | 110 Classroom |
| Use Factor: | 53 | Hrs/Week | Size: | 941 Sq. Feet |
| Occ Factor: | 30 | Students/Hr | TOP Code: | 009900 |
| State Benchmark: | 1,590 | Student Hours/Wk | TOP Title: | General Assignment |

Number of Students by Time and Day

| Time | Mon | Tues | Wed | Thur | Fri | Sat | Week |
|-------------------------------|-----|------|-----|------|-----|-----|------|
| 0700 | 0 | 0 | 0 | 0 | 0 | 0 | 0 |
| 0730 | 0 | 0 | 0 | 0 | 0 | 0 | 0 |
| 0800 | 0 | 0 | 0 | 0 | 0 | 0 | 0 |
| 0830 | 0 | 0 | 0 | 0 | 0 | 0 | 0 |
| 0900 | 0 | 0 | 0 | 0 | 0 | 0 | 0 |
| 0930 | 0 | 0 | 0 | 0 | 0 | 0 | 0 |
| 1000 | 0 | 0 | 0 | 0 | 0 | 0 | 0 |
| 1030 | 0 | 0 | 0 | 0 | 0 | 0 | 0 |
| 1100 | 0 | 0 | 0 | 0 | 0 | 0 | 0 |
| 1130 | 0 | 0 | 0 | 0 | 0 | 0 | 0 |
| 1200 | 0 | 0 | 0 | 0 | 0 | 0 | 0 |
| 1230 | 0 | 0 | 0 | 0 | 0 | 0 | 0 |
| 1300 | 0 | 0 | 0 | 0 | 0 | 0 | 0 |
| 1330 | 0 | 0 | 0 | 0 | 0 | 0 | 0 |
| 1400 | 0 | 0 | 0 | 0 | 0 | 0 | 0 |
| 1430 | 0 | 0 | 0 | 0 | 0 | 0 | 0 |
| 1500 | 0 | 0 | 0 | 0 | 0 | 0 | 0 |
| 1530 | 0 | 0 | 0 | 0 | 0 | 0 | 0 |
| 1600 | 0 | 0 | 0 | 0 | 0 | 0 | 0 |
| 1630 | 0 | 0 | 0 | 0 | 0 | 0 | 0 |
| 1700 | 0 | 0 | 0 | 0 | 0 | 0 | 0 |
| 1730 | 0 | 0 | 0 | 0 | 0 | 0 | 0 |
| 1800 | 42 | 0 | 38 | 0 | 0 | 0 | 80 |
| 1830 | 42 | 0 | 38 | 0 | 0 | 0 | 80 |
| 1900 | 42 | 33 | 38 | 42 | 0 | 0 | 155 |
| 1930 | 42 | 33 | 38 | 42 | 0 | 0 | 155 |
| 2000 | 42 | 33 | 38 | 42 | 0 | 0 | 155 |
| 2030 | 42 | 33 | 38 | 42 | 0 | 0 | 155 |
| 2100 | 0 | 33 | 0 | 42 | 0 | 0 | 75 |
| 2130 | 0 | 33 | 0 | 42 | 0 | 0 | 75 |
| Total Student Seat 1/2 Hours: | 252 | 198 | 228 | 252 | 0 | 0 | 930 |
| Total Student Seat Hours: | 126 | 99 | 114 | 126 | 0 | 0 | 465 |
| % Max Student Hrs: | 20% | 16% | 18% | 20% | 0% | 0% | 15% |
| % State Benchmark: | 40% | 31% | 36% | 40% | 0% | 0% | 29% |

| CRN | Course | Enroll | Dates | Days | BTime | ETime | Instructor | Hrs | Type |
|-------|-----------|--------|------------|------|-------|-------|-------------------|-----|------|
| 70719 | SL V10A | 38 | 8/19 12/18 | W | 1800 | 2050 | Sladek, Dave A. | 3 | WC |
| 70957 | HIST V07A | 42 | 8/19 12/18 | M | 1800 | 2050 | Murray, Ricky F. | 3 | WC |
| 72219 | AES V22 | 17 | 8/19 12/18 | R | 1900 | 2150 | Saiz, Benjamin F. | 3 | WC |
| 72218 | HIST V12 | 25 | 8/19 12/18 | R | 1900 | 2150 | Saiz, Benjamin F. | 3 | WC |
| 70106 | CJ V01 | 33 | 8/19 12/18 | T | 1900 | 2150 | Lovio, Gilbert | 3 | WC |

| | | | | |
|----------------------------|-----------|----------------------|--------------|--------------------------------|
| Utilization % Color Codes: | Red < 25% | Blue < 50% | Green < 90% | Gold >= 90% |
| Capacity: | 26 | Students (Banner) | Description: | Ventura College at Santa Paula |
| Stations: | 26 | Students (Fusion) | Division: | |
| Max Student Hrs: | 1,820 | Capacity * 70 Hrs/Wk | Room Use: | 220 Spec Class Lab |
| Use Factor: | 53 | Hrs/Week | Size: | 738 Sq. Feet |
| Occ Factor: | 17 | Students/Hr | TOP Code: | 120100 |
| State Benchmark: | 919 | Student Hours/Wk | TOP Title: | Health Occupations, General |

Number of Students by Time and Day

| Time | Mon | Tues | Wed | Thur | Fri | Sat | Week |
|-------------------------------|-----|------|-----|------|-----|-----|------|
| 0700 | 0 | 0 | 0 | 0 | 0 | 0 | 0 |
| 0730 | 0 | 0 | 0 | 0 | 0 | 0 | 0 |
| 0800 | 0 | 0 | 0 | 0 | 0 | 0 | 0 |
| 0830 | 0 | 0 | 0 | 0 | 0 | 0 | 0 |
| 0900 | 0 | 0 | 0 | 0 | 0 | 0 | 0 |
| 0930 | 0 | 0 | 0 | 0 | 0 | 0 | 0 |
| 1000 | 0 | 0 | 0 | 0 | 0 | 0 | 0 |
| 1030 | 0 | 0 | 0 | 0 | 0 | 0 | 0 |
| 1100 | 0 | 0 | 0 | 0 | 0 | 0 | 0 |
| 1130 | 0 | 0 | 0 | 0 | 0 | 0 | 0 |
| 1200 | 0 | 0 | 0 | 0 | 0 | 0 | 0 |
| 1230 | 0 | 0 | 0 | 0 | 0 | 0 | 0 |
| 1300 | 0 | 0 | 0 | 0 | 0 | 0 | 0 |
| 1330 | 0 | 0 | 0 | 0 | 0 | 0 | 0 |
| 1400 | 0 | 0 | 0 | 0 | 0 | 0 | 0 |
| 1430 | 0 | 0 | 0 | 0 | 0 | 0 | 0 |
| 1500 | 0 | 0 | 0 | 0 | 0 | 0 | 0 |
| 1530 | 0 | 0 | 0 | 0 | 0 | 0 | 0 |
| 1600 | 0 | 0 | 0 | 0 | 0 | 0 | 0 |
| 1630 | 0 | 0 | 0 | 0 | 0 | 0 | 0 |
| 1700 | 0 | 0 | 0 | 0 | 0 | 0 | 0 |
| 1730 | 0 | 0 | 0 | 0 | 0 | 0 | 0 |
| 1800 | 0 | 0 | 0 | 0 | 0 | 0 | 0 |
| 1830 | 27 | 27 | 27 | 27 | 0 | 0 | 108 |
| 1900 | 27 | 27 | 27 | 27 | 0 | 0 | 108 |
| 1930 | 24 | 24 | 24 | 24 | 0 | 0 | 96 |
| 2000 | 24 | 24 | 24 | 24 | 0 | 0 | 96 |
| 2030 | 0 | 0 | 0 | 0 | 0 | 0 | 0 |
| 2100 | 0 | 0 | 0 | 0 | 0 | 0 | 0 |
| 2130 | 0 | 0 | 0 | 0 | 0 | 0 | 0 |
| Total Student Seat 1/2 Hours: | 102 | 102 | 102 | 102 | 0 | 0 | 408 |
| Total Student Seat Hours: | 51 | 51 | 51 | 51 | 0 | 0 | 204 |
| % Max Student Hrs: | 14% | 14% | 14% | 14% | 0% | 0% | 11% |
| % State Benchmark: | 28% | 28% | 28% | 28% | 0% | 0% | 22% |

| CRN | Course | Enroll | Dates | Days | BTime | ETime | Instructor | Hrs | Type |
|-------|----------|--------|-------|------|-------|-------|------------|-------------------|------|
| 30198 | ESL V30A | 27 | 1/6 | 5/19 | MTWR | 1830 | 1920 | Tamiian, Sarah A. | 4 WC |
| 30246 | ESL V20A | 24 | 1/6 | 5/19 | MTWR | 1930 | 2020 | Zelman, Nancy E. | 4 WC |

| | | | | |
|----------------------------|-----------|----------------------|--------------|--------------------------------|
| Utilization % Color Codes: | Red < 25% | Blue < 50% | Green < 90% | Gold >= 90% |
| Capacity: | 26 | Students (Banner) | Description: | Ventura College at Santa Paula |
| Stations: | 26 | Students (Fusion) | Division: | |
| Max Student Hrs: | 1,820 | Capacity * 70 Hrs/Wk | Room Use: | 220 Spec Class Lab |
| Use Factor: | 53 | Hrs/Week | Size: | 738 Sq. Feet |
| Occ Factor: | 17 | Students/Hr | TOP Code: | 120100 |
| State Benchmark: | 919 | Student Hours/Wk | TOP Title: | Health Occupations, General |

Number of Students by Time and Day

| Time | Mon | Tues | Wed | Thur | Fri | Sat | Week |
|-------------------------------|-----|------|-----|------|-----|-----|------|
| 0700 | 0 | 0 | 0 | 0 | 0 | 0 | 0 |
| 0730 | 0 | 0 | 0 | 0 | 0 | 0 | 0 |
| 0800 | 0 | 0 | 0 | 0 | 0 | 0 | 0 |
| 0830 | 0 | 0 | 0 | 0 | 0 | 0 | 0 |
| 0900 | 0 | 0 | 0 | 0 | 0 | 0 | 0 |
| 0930 | 0 | 0 | 0 | 0 | 0 | 0 | 0 |
| 1000 | 0 | 0 | 0 | 0 | 0 | 0 | 0 |
| 1030 | 0 | 0 | 0 | 0 | 0 | 0 | 0 |
| 1100 | 0 | 0 | 0 | 0 | 0 | 0 | 0 |
| 1130 | 0 | 0 | 0 | 0 | 0 | 0 | 0 |
| 1200 | 0 | 0 | 0 | 0 | 0 | 0 | 0 |
| 1230 | 0 | 0 | 0 | 0 | 0 | 0 | 0 |
| 1300 | 0 | 0 | 0 | 0 | 0 | 0 | 0 |
| 1330 | 0 | 0 | 0 | 0 | 0 | 0 | 0 |
| 1400 | 0 | 0 | 0 | 0 | 0 | 0 | 0 |
| 1430 | 0 | 0 | 0 | 0 | 0 | 0 | 0 |
| 1500 | 0 | 0 | 0 | 0 | 0 | 0 | 0 |
| 1530 | 0 | 0 | 0 | 0 | 0 | 0 | 0 |
| 1600 | 0 | 0 | 0 | 0 | 0 | 0 | 0 |
| 1630 | 0 | 0 | 0 | 0 | 0 | 0 | 0 |
| 1700 | 0 | 0 | 0 | 0 | 0 | 0 | 0 |
| 1730 | 0 | 0 | 0 | 0 | 0 | 0 | 0 |
| 1800 | 0 | 0 | 0 | 0 | 0 | 0 | 0 |
| 1830 | 0 | 0 | 0 | 0 | 0 | 0 | 0 |
| 1900 | 0 | 0 | 0 | 0 | 0 | 0 | 0 |
| 1930 | 15 | 13 | 15 | 13 | 0 | 0 | 56 |
| 2000 | 15 | 13 | 15 | 13 | 0 | 0 | 56 |
| 2030 | 15 | 13 | 15 | 13 | 0 | 0 | 56 |
| 2100 | 15 | 13 | 15 | 13 | 0 | 0 | 56 |
| 2130 | 0 | 0 | 0 | 0 | 0 | 0 | 0 |
| Total Student Seat 1/2 Hours: | 60 | 52 | 60 | 52 | 0 | 0 | 224 |
| Total Student Seat Hours: | 30 | 26 | 30 | 26 | 0 | 0 | 112 |
| % Max Student Hrs: | 8% | 7% | 8% | 7% | 0% | 0% | 6% |
| % State Benchmark: | 16% | 14% | 16% | 14% | 0% | 0% | 12% |

| CRN | Course | Enroll | Dates | Days | BTime | ETime | Instructor | Hrs | Type |
|-------|---------|--------|------------|------|-------|-------|--------------------|-----|------|
| 72103 | ESL V42 | 13 | 8/19 12/18 | T R | 1930 | 2120 | Mills, Kathleen P. | 4 | WC |
| 72113 | ESL V32 | 15 | 8/19 12/18 | M W | 1930 | 2120 | Tamiian, Sarah A. | 4 | WC |