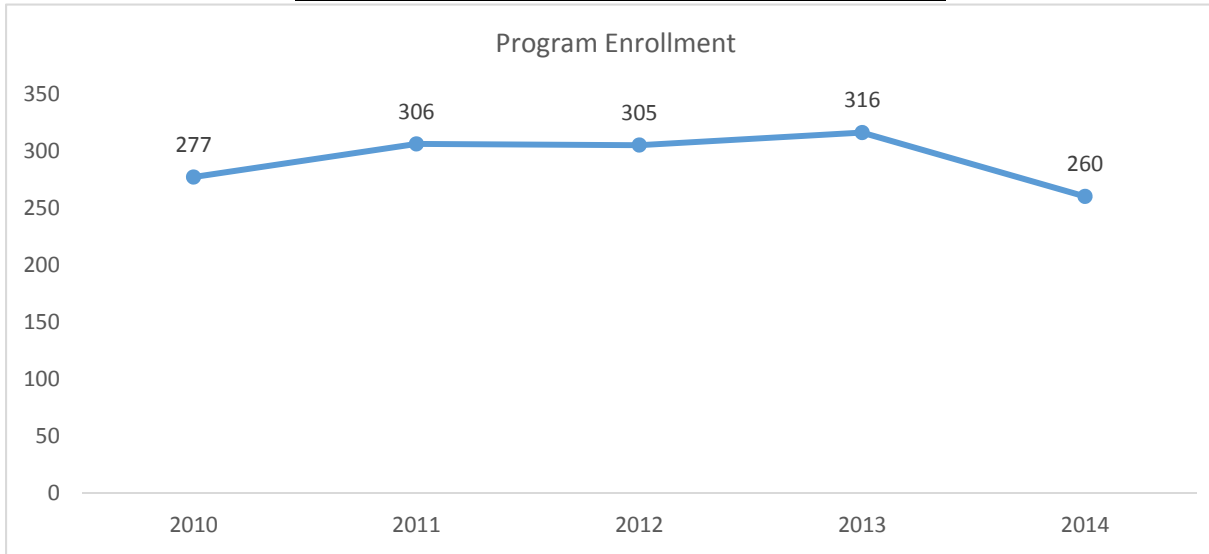
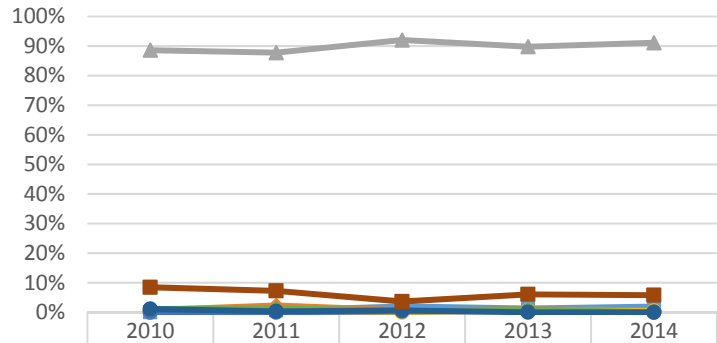


# 2015-2016 Program Review Datasheet Chicano Studies

## Section A - Enrollment and Student Demographics

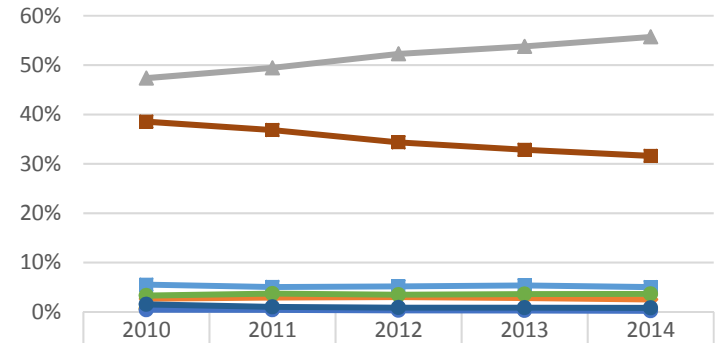


### Student Ethnicity - Chicano Studies



| Ethnicity   | 2010  | 2011  | 2012  | 2013  | 2014  |
|-------------|-------|-------|-------|-------|-------|
| Asian       | 0.0%  | 0.7%  | 2.0%  | 1.3%  | 1.9%  |
| Black       | 0.7%  | 2.3%  | 0.7%  | 1.0%  | 0.8%  |
| Hispanic    | 88.6% | 87.8% | 92.1% | 89.8% | 91.1% |
| Native Amer | 0.0%  | 0.3%  | 0.0%  | 0.6%  | 0.4%  |
| Pac Island  | 0.0%  | 0.0%  | 0.3%  | 0.3%  | 0.0%  |
| Two or More | 1.1%  | 1.3%  | 0.7%  | 1.0%  | 0.0%  |
| Unknown     | 1.1%  | 0.3%  | 0.7%  | 0.0%  | 0.0%  |
| White       | 8.5%  | 7.3%  | 3.6%  | 6.1%  | 5.8%  |

### Student Ethnicity - Ventura College

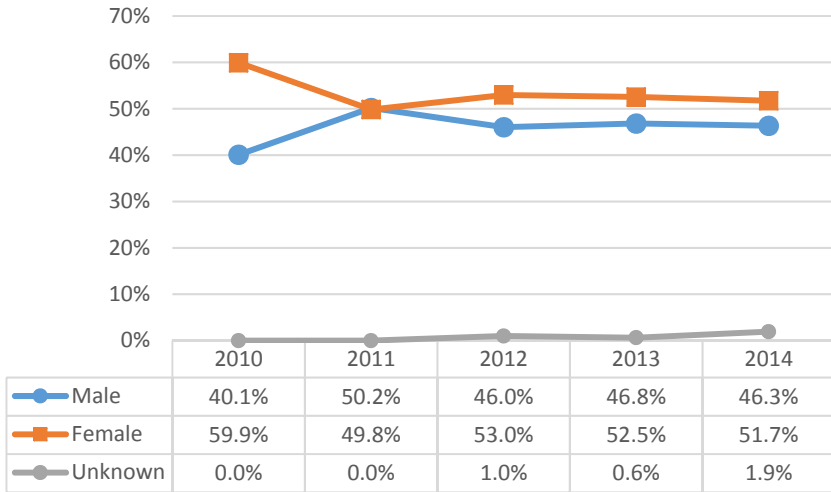


| Ethnicity   | 2010  | 2011  | 2012  | 2013  | 2014  |
|-------------|-------|-------|-------|-------|-------|
| Asian       | 5.5%  | 5.1%  | 5.2%  | 5.4%  | 5.0%  |
| Black       | 2.7%  | 2.9%  | 3.0%  | 2.8%  | 2.5%  |
| Hispanic    | 47.4% | 49.4% | 52.3% | 53.8% | 55.7% |
| Native Amer | 0.6%  | 0.6%  | 0.5%  | 0.4%  | 0.4%  |
| Pac Island  | 0.4%  | 0.4%  | 0.3%  | 0.3%  | 0.2%  |
| Two or More | 3.3%  | 3.7%  | 3.5%  | 3.6%  | 3.6%  |
| Unknown     | 1.5%  | 1.0%  | 0.9%  | 0.9%  | 0.8%  |
| White       | 38.5% | 36.8% | 34.4% | 32.8% | 31.6% |

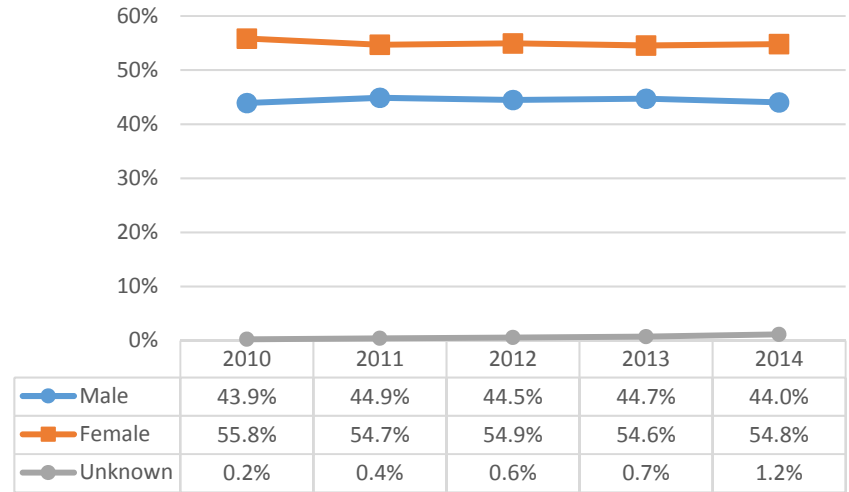


## 2015-2016 Program Review Datasheet Chicano Studies

Student Gender - Chicano Studies

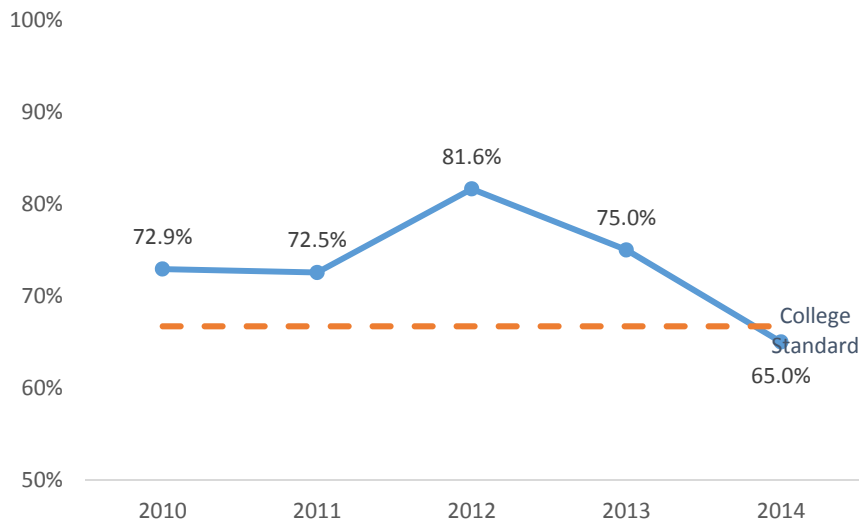


Student Gender - Ventura College

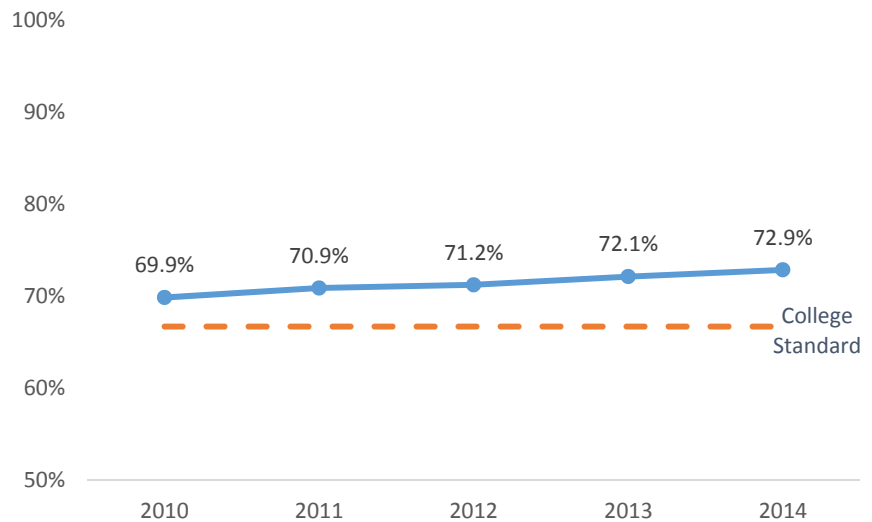


### Section B - Course Success Rate

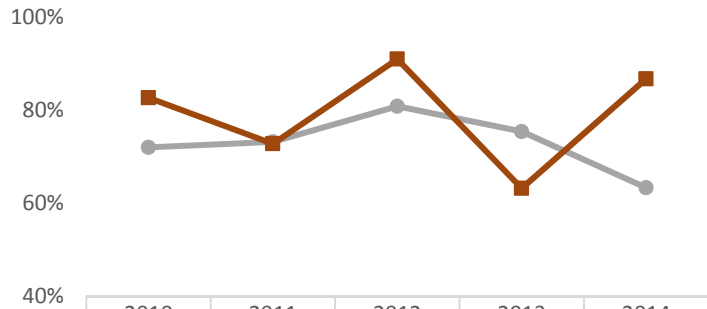
Course Success Rate - Chicano Studies



Course Success Rate - Ventura College




### Course Success Rate by Ethnicity - Chicano Studies\*



|             | 2010  | 2011  | 2012  | 2013  | 2014  |
|-------------|-------|-------|-------|-------|-------|
| Asian       |       |       |       |       |       |
| Black       |       |       |       |       |       |
| Hispanic    | 72.0% | 73.1% | 80.8% | 75.4% | 63.3% |
| Native Amer |       |       |       |       |       |
| Pac Island  |       |       |       |       |       |
| Two or More |       |       |       |       |       |
| Unknown     |       |       |       |       |       |
| White       | 82.6% | 72.7% | 90.9% | 63.2% | 86.7% |

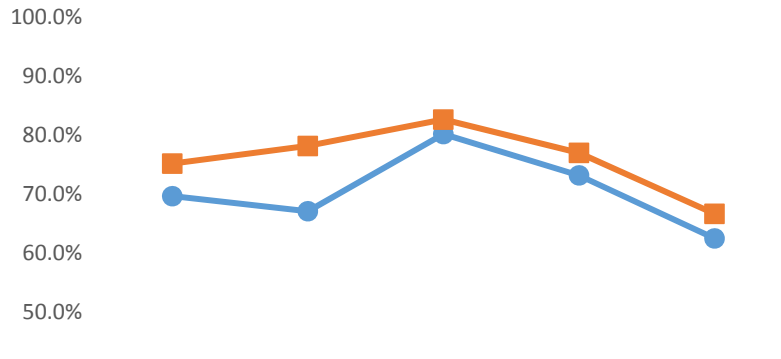
### Course Success Rate by Ethnicity - Ventura College



|             | 2010  | 2011  | 2012  | 2013  | 2014  |
|-------------|-------|-------|-------|-------|-------|
| Asian       | 77.6% | 78.5% | 79.0% | 79.9% | 78.8% |
| Black       | 63.1% | 60.5% | 59.2% | 62.5% | 64.3% |
| Hispanic    | 66.8% | 68.1% | 68.5% | 69.4% | 70.0% |
| Native Amer | 64.8% | 70.7% | 75.2% | 77.5% | 79.8% |
| Pac Island  | 69.4% | 70.2% | 73.8% | 70.3% | 62.1% |
| Two or More | 69.8% | 71.6% | 72.8% | 74.5% | 75.7% |
| Unknown     | 70.3% | 70.1% | 73.3% | 73.8% | 74.0% |
| White       | 73.4% | 74.8% | 75.5% | 76.2% | 78.0% |

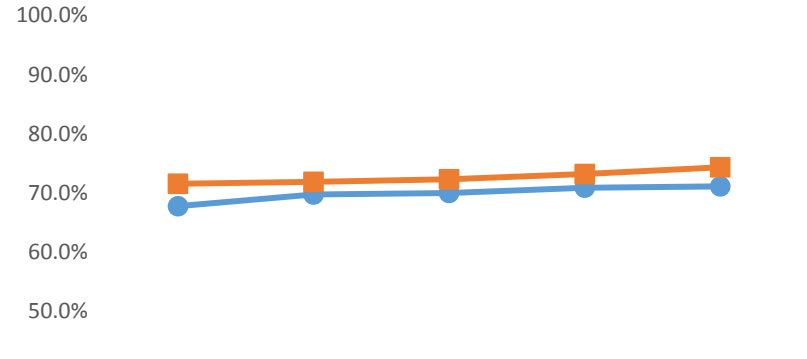
\*Ethnicity data only displayed for cells with 10 or more students

### Course Success Rate by Gender - Chicano Studies



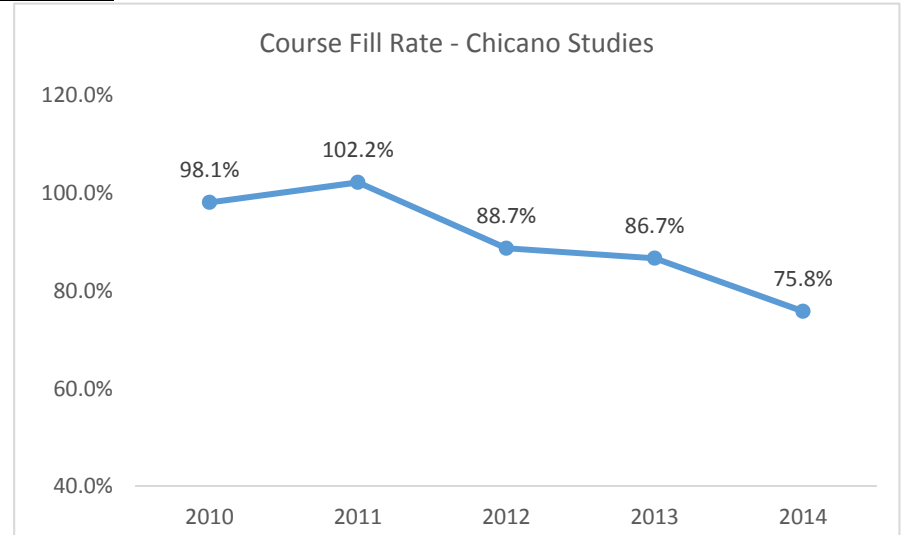
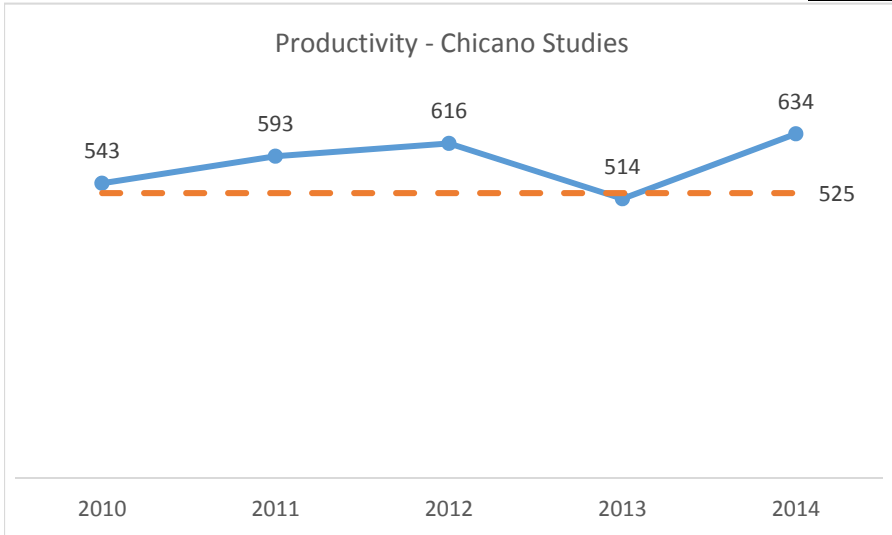
|        | 2010  | 2011  | 2012  | 2013  | 2014  |
|--------|-------|-------|-------|-------|-------|
| Male   | 69.6% | 67.1% | 80.1% | 73.2% | 62.5% |
| Female | 75.2% | 78.1% | 82.6% | 77.0% | 66.7% |

### Course Success Rate by Gender - Ventura College

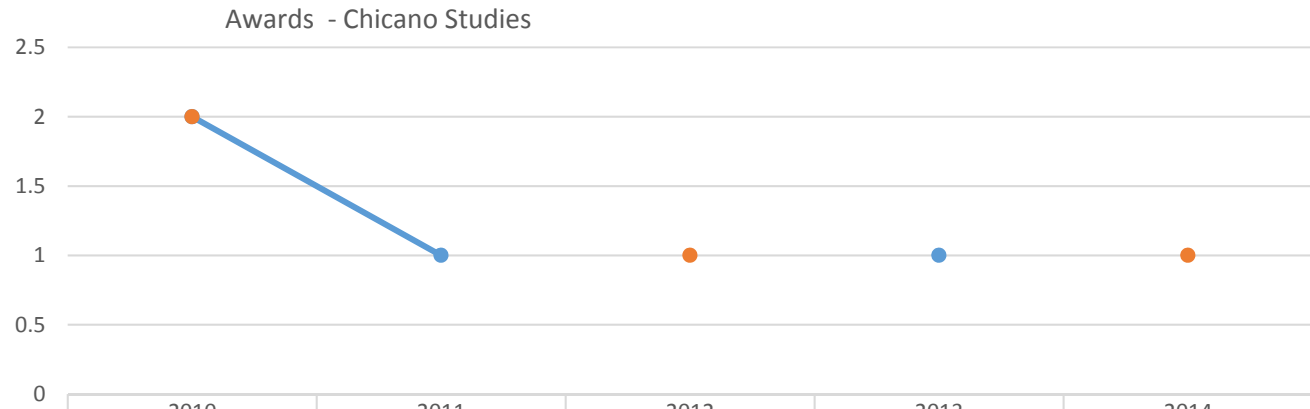


|        | 2010  | 2011  | 2012  | 2013  | 2014  |
|--------|-------|-------|-------|-------|-------|
| Male   | 67.8% | 69.8% | 70.0% | 70.9% | 71.1% |
| Female | 71.6% | 71.9% | 72.3% | 73.2% | 74.3% |

Section C - Productivity



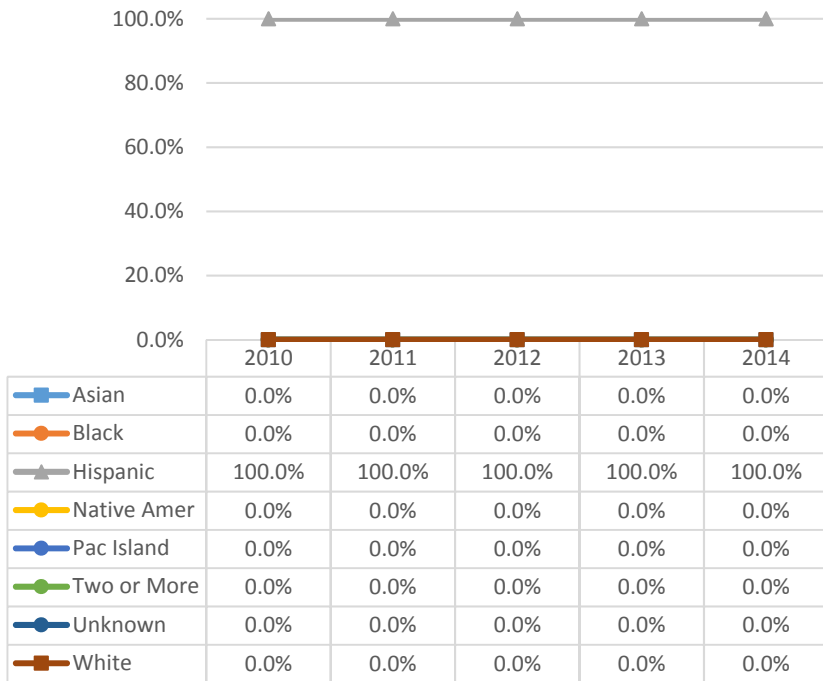
Section D - Degrees and Certificates Awarded



|  | 2010 | 2011 | 2012 | 2013 | 2014 |
|--|------|------|------|------|------|
| ● Bilingual/Cross Cultural Associate in Arts           | 1    | 1    | 0    | 1    | 0    |
| ● Bilingual/Cross Cultural Certificate/30 - 59.5 units | 2    | 0    | 1    | 0    | 1    |

## 2015-2016 Program Review Datasheet Chicano Studies

### Awards by Ethnicity - Chicano Studies



### Awards by Gender - Chicano Studies

