



VENTURA COLLEGE  
Student Health Center

FALL 2016

RESULTS OF FACULTY AND STAFF SURVEYS

• • • • •

SHOULD VENTURA COLLEGE  
BECOME A SMOKE-FREE CAMPUS

◆ ◆ ◆ ◆ ◆ ◆ ◆

Mary Jones, RN, MN

Professor  
and  
Coordinator  
Student Health Center

Report prepared by

Michael J. Callahan  
Office of Research and Evaluation

September 23, 2016

---

■ **BACKGROUND**

The Ventura College Student Health Center provides medical services to VC students. Mary Jones, Coordinator of the Student Health Center, is also the co-chair of the Ventura College Safety and Wellness Work Group, which is recommending that Ventura College become a **completely smoke-free** campus. Currently, smoking tobacco products is permitted **only** in college parking lots. Under the smoke-free recommendation, smoking would be **prohibited everywhere** on campus.

In spring 2016, Mary Jones and Michael Callahan, VC Institutional Researcher, designed a survey to determine whether **VC students** support the proposal to make Ventura College a completely smoke-free campus. The survey was anonymous and consisted of three closed-end questions and a comments section. After survey questions were finalized, the survey was created in SurveyMonkey and a hyperlink to the survey was emailed to spring 2016 Ventura College students.

In fall 2016, identical Smoke-Free Campus surveys (SurveyMonkey hyperlinks) were sent to faculty and staff to ascertain whether they support the smoke-free proposal. Responses for each group were collected separately, allowing for analysis based on employment category.

■ **SURVEY POPULATIONS AND RESPONSE RATES**

Invitations to participate in the survey were emailed to **700** full- and part-time faculty and **134** classified staff. The table below indicates survey populations, response rates, and statistical significance.

Employment Category	Survey Population	Actual Respondents	Response Rate	Respondents Required	Statistically Significant
Faculty	700	180	25.7%	248	No
Classified Staff	134	80	59.7%	100	No

The Respondents Required column shows the numbers of respondents that are needed for statistical significance at the generally accepted educational research standard (**95%** confidence level and  $\pm .05$  confidence interval). Neither group attained the number of respondents necessary for statistical significance.

■ **SUMMARY OF RESULTS**

Affirmative (yes) answers to the three survey questions are indicated in the table below. Both groups **overwhelmingly** support a **completely** smoke-free campus. Over two-thirds think that there should be fines for smoking on a smoke-free campus, and less than 10% of combined respondents vape or smoke.

Affirmative Answers	Classified Staff		Faculty		Combined*	
	Number	Percent	Number	Percent	Number	Percent
1. Yes, I favor a smoke-free campus	64	<b>84%</b>	148	<b>86%</b>	212	<b>86%</b>
2. Yes, there should be fines for smoking	46	<b>73%</b>	101	<b>66%</b>	147	<b>68%</b>
3. Yes, I vape/smoke/use tobacco products	12	<b>15%</b>	6	<b>3%</b>	18	<b>7%</b>

\* Denominators for percents are totals of relevant responses: Question 1 = 247; Question 2 = 216; Question 3 = 259.

■ **SURVEY RESULTS**

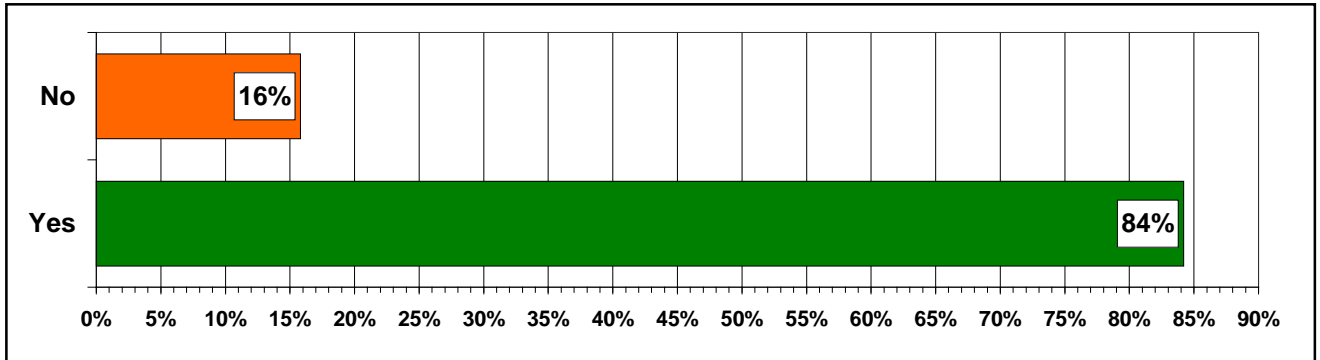
Detailed response data for each of the three questions are provided on pages 2 through 4. Cross-tabulations of question 1 and 3 are presented on page 5.

FALL 2016 – SMOKE-FREE CAMPUS – A SURVEY OF FACULTY AND STAFF

• **Question 1**

Are you in favor of VC becoming a completely smoke-free campus?

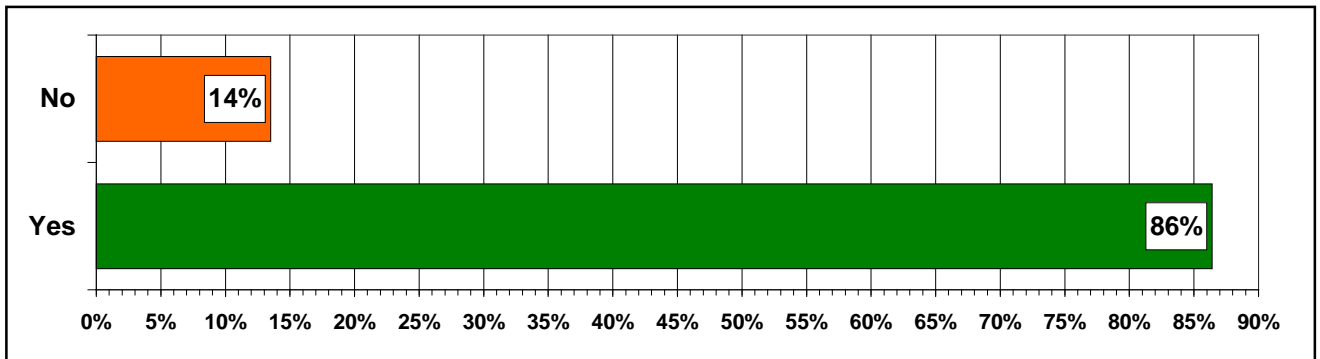
• **Classified Staff**



Distribution of Survey Respondents

Response Category	Respondents		Relevant Responses	
	Number	Percent	Number	Percent
Yes	64	80.0%	64	84.2%
No	12	15.0%	12	15.8%
Not sure or no opinion	4	5.0%	---	---
<b>Totals</b>	<b>80</b>	<b>100.0%</b>	<b>76</b>	<b>100.0%</b>

• **Faculty**



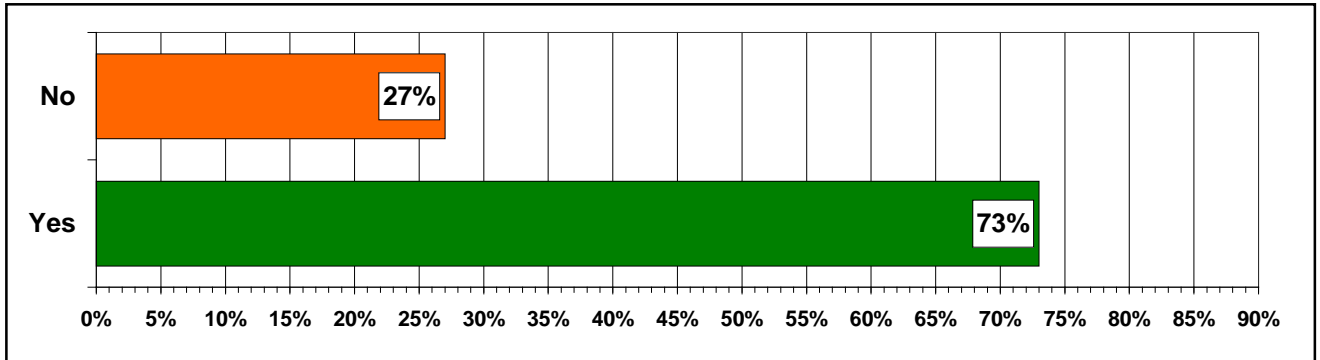
Distribution of Survey Respondents

Response Category	Respondents		Relevant Responses	
	Number	Percent	Number	Percent
Yes	148	82.2%	148	86.5%
No	23	12.8%	23	13.5%
Not sure or no opinion	9	5.0%	---	---
<b>Totals</b>	<b>180</b>	<b>100.0%</b>	<b>171</b>	<b>100.0%</b>

• **Question 2**

If VC becomes a smoke-free campus, should there be fines for smoking on campus?

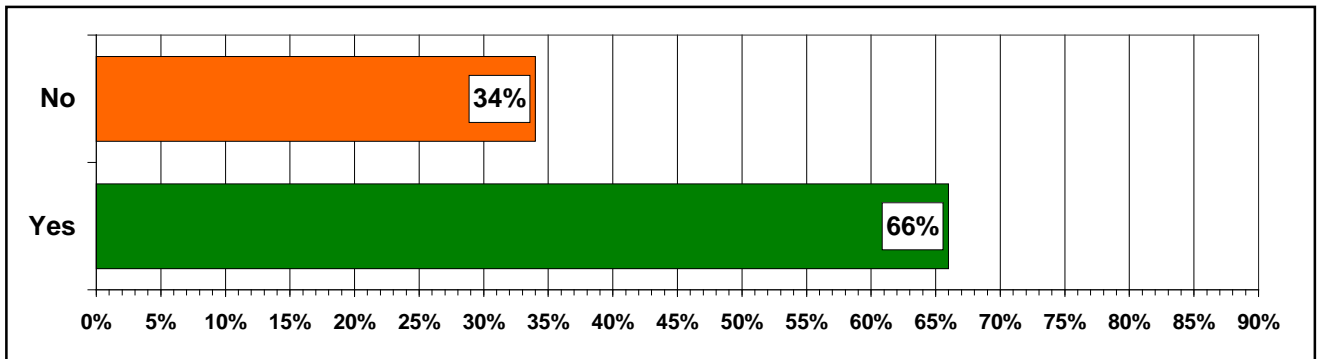
• **Classified Staff**



Distribution of Survey Respondents

Response Category	Respondents		Relevant Responses	
	Number	Percent	Number	Percent
Yes	46	57.5%	46	73.0%
No	17	21.3%	17	27.0%
Not sure or no opinion	17	21.2%	---	---
<b>Totals</b>	<b>80</b>	<b>100.0%</b>	<b>63</b>	<b>100.0%</b>

• **Faculty**



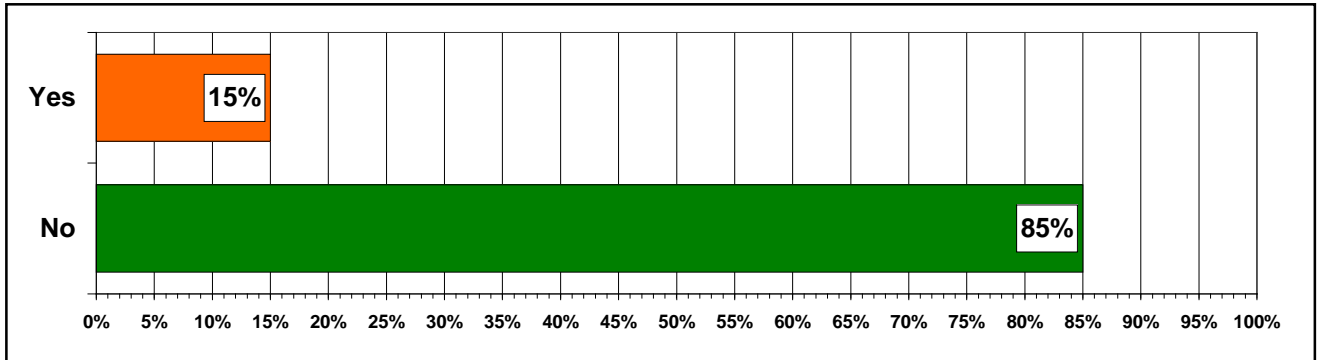
Distribution of Survey Respondents

Response Category	Respondents		Relevant Responses	
	Number	Percent	Number	Percent
Yes	101	56.1%	101	66.0%
No	52	28.9%	52	34.0%
Not sure or no opinion	27	15.0%	---	---
<b>Totals</b>	<b>180</b>	<b>100.0%</b>	<b>153</b>	<b>100.0%</b>

• **Question 3**

Do you vape, smoke, or use other tobacco products?

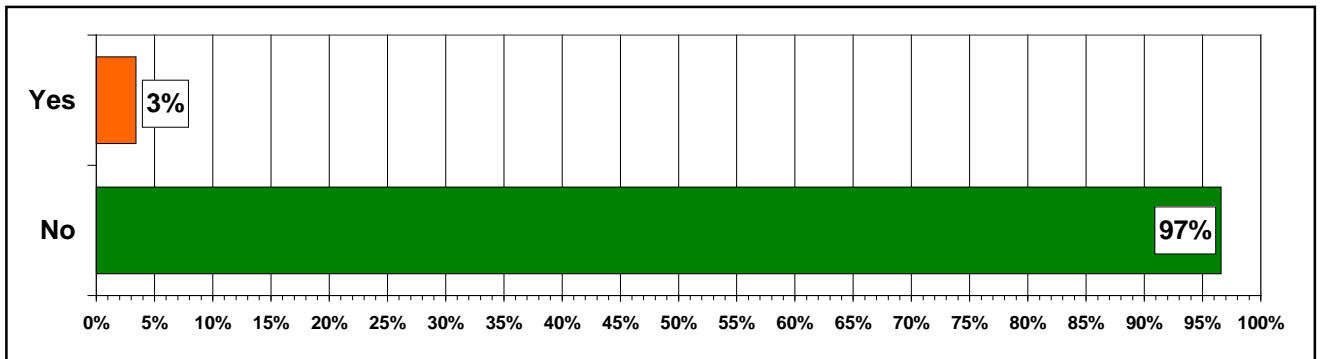
• **Classified Staff**



Distribution of Survey Respondents

Response Category	Respondents		Relevant Responses	
	Number	Percent	Number	Percent
Yes	12	15.0%	12	15.0%
No	68	85.0%	68	85.0%
Not sure or no opinion	0	0.0%	---	---
<b>Totals</b>	<b>80</b>	<b>100.0%</b>	<b>80</b>	<b>100.0%</b>

• **Faculty**



Distribution of Survey Respondents

Response Category	Respondents		Relevant Responses	
	Number	Percent	Number	Percent
Yes	6	3.3%	6	3.4%
No	173	96.1%	173	96.6%
Not sure or no opinion	1	0.6%	---	---
<b>Totals</b>	<b>180</b>	<b>100.0%</b>	<b>179</b>	<b>100.0%</b>

• **Cross Tabulation of Question 1 and Question 3**

In the contingency tables below, respondents' answers to Question 1 are compared to their answers to Question 3.

• **Classified Staff**

It is interesting to note:

8% (5) of classified staff who are in **favor** of a smoke-free campus **are** vapers, smokers, etc.

50% (6) of classified staff who are **not** in **favor** of a smoke-free campus are **not** vapers, smokers, etc.

**Contingency Table**

Q.1 Should VC become a smoke-free campus?	Total Responses	Q.3 Do you vape, smoke, use other tobacco products?		
		Yes	No	Blank
Yes	64	5	59	0
No	12	6	6	0
Not sure or no opinion	4	1	3	0
<b>Totals</b>	<b>80</b>	<b>12</b>	<b>68</b>	<b>0</b>

• **Faculty**

It is interesting to note:

2% (3) of faculty who are in **favor** of a smoke-free campus **are** vapers, smokers, etc.

83% (19) of faculty who are **not** in **favor** of a smoke-free campus are **not** vapers, smokers, etc.

**Contingency Table**

Q.1 Should VC become a smoke-free campus?	Total Responses	Q.3 Do you vape, smoke, use other tobacco products?		
		Yes	No	Blank
Yes	148	3	145	0
No	23	3	19	1
Not sure or no opinion	9	0	9	0
<b>Totals</b>	<b>180</b>	<b>6</b>	<b>173</b>	<b>1</b>