

# Occupation Overview

Emsi Q2 2016 Data Set

August 2016



4667 Telegraph Rd  
Ventura, California 93003-3872  
(805) 654-6400

# Parameters

## Occupations

Code	Description
51-4111	Tool and Die Makers

## Regions

Code	Description
6111	Ventura County, CA

## Timeframe

2016 - 2022

## Datarun

2016.2 - QCEW Employees

# Tool and Die Makers in Ventura County, CA

Tool and Die Makers (SOC 51-4111):

Analyze specifications, lay out metal stock, set up and operate machine tools, and fit and assemble parts to make and repair dies, cutting tools, jigs, fixtures, gauges, and machinists' hand tools.

Sample of Reported Job Titles:

Trim Die Maker

Toolmaker

Toolmaker Grade Three

Toolmaker A

Tool/Die Maker

Tool Repairer

Tool and Die Repair

Tool and Die Maker/Designer

Tool and Die Maker Level Five

Tool and Die Maker

Related O\*NET Occupation:

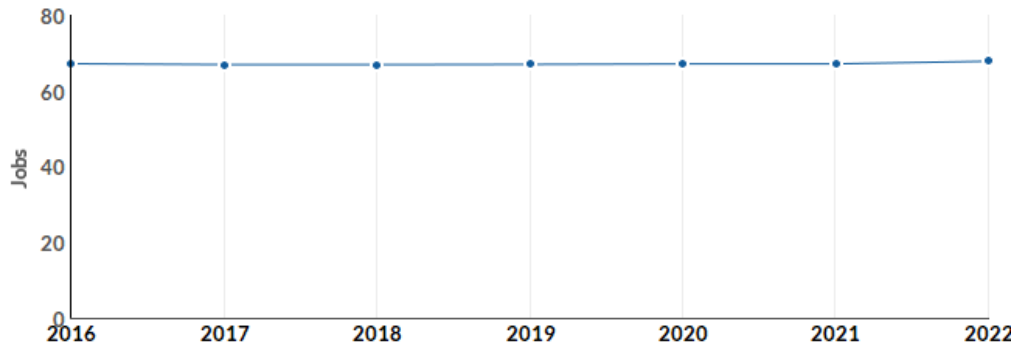
Tool and Die Makers (51-4111.00)

## Occupation Summary for Tool and Die Makers

<p><b>67</b> Jobs (2016) 61% <b>below</b> National average</p>	<p><b>+1.5%</b> % Change (2016-2022) Nation: <b>-6.5%</b></p>	<p><b>\$27.23/hr</b> Median Hourly Earnings Nation: \$24.27/hr</p>
------------------------------------------------------------------------	-----------------------------------------------------------------------	----------------------------------------------------------------------------

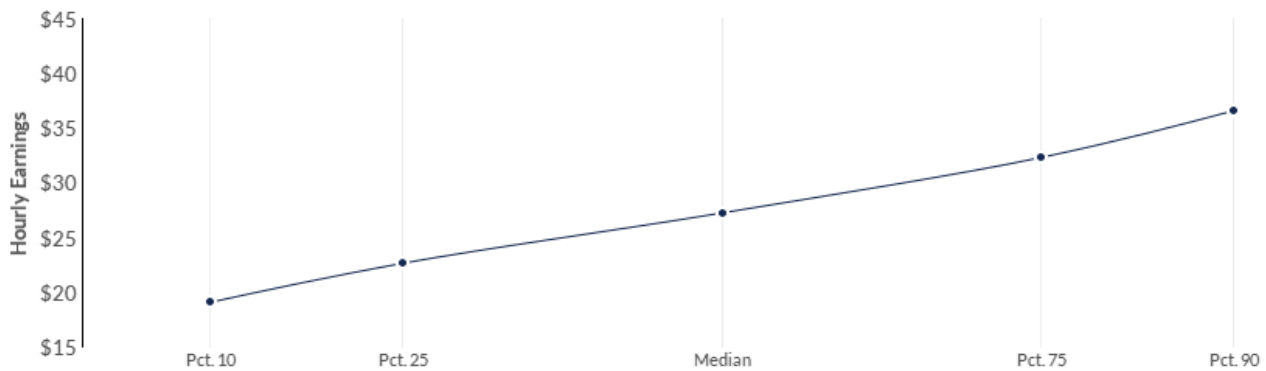
## Growth for Tool and Die Makers (51-4111)

<p><b>67</b></p> <p>2016 Jobs</p>	<p><b>68</b></p> <p>2022 Jobs</p>	<p><b>1</b></p> <p>Change (2016-2022)</p>	<p><b>1.5%</b></p> <p>% Change (2016-2022)</p>
-----------------------------------	-----------------------------------	-------------------------------------------	------------------------------------------------

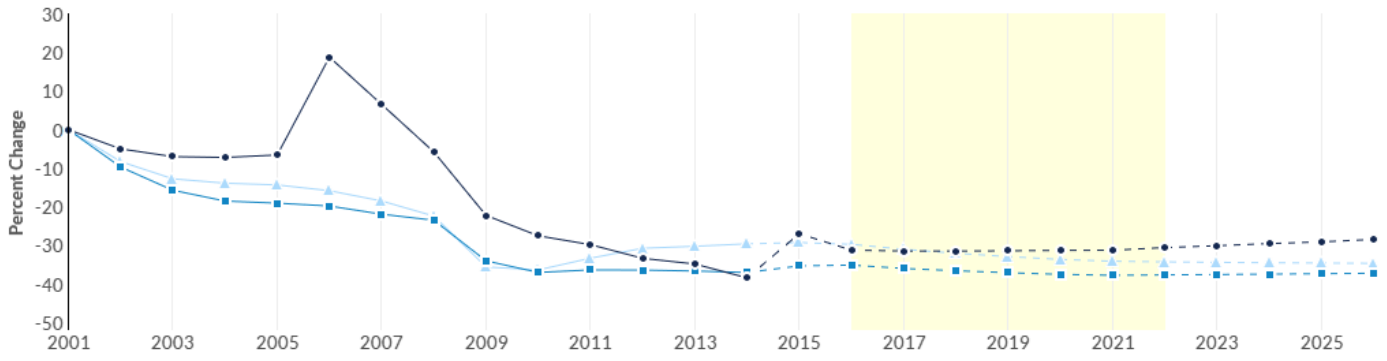


## Percentile Earnings for Tool and Die Makers (51-4111)

<p><b>\$22.62/hr</b></p> <p>25th Percentile Earnings</p>	<p><b>\$27.23/hr</b></p> <p>Median Earnings</p>	<p><b>\$32.31/hr</b></p> <p>75th Percentile Earnings</p>
----------------------------------------------------------	-------------------------------------------------	----------------------------------------------------------



# Regional Trends



Region	2016 Jobs	2022 Jobs	Change	% Change
● Region	67	68	1	1.5%
■ State	3,709	3,563	-146	-3.9%
▲ Nation	76,641	71,694	-4,947	-6.5%

## Regional Breakdown



\* Highlighted areas show counties that contain the selected zip codes

ZIP	2022 Jobs
Oxnard, CA 93030 (in Ventura county)	38
Camarillo, CA 93012 (in Ventura county)	<10
Oxnard, CA 93033 (in Ventura county)	<10
Ventura, CA 93003 (in Ventura county)	<10
Simi Valley, CA 93065 (in Ventura county)	<10

## Job Postings Summary

48

Unique Postings (Apr 2011 - May 2016)  
267 Total Postings

6 : 1

Posting Intensity (Apr 2011 - May 2016)



There were 267 total job postings for *Tool and Die Makers* from April 2011 to May 2016, of which 48 were unique. These numbers give us a Posting Intensity of 6-to-1, meaning that for every 6 postings there is 1 unique job posting.

This is close to the Posting Intensity for all other occupations and companies in the region (6-to-1), indicating they are putting average effort toward hiring this position.

## Occupation Gender Breakdown



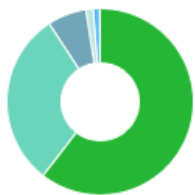
Gender	2016 Jobs	2016 Percent
● Males	65	97.4%
● Females	2	2.6%

## Occupation Age Breakdown



Age	2016 Jobs	2016 Percent
14-18	0	0.1%
19-24	1	1.5%
25-34	9	12.6%
35-44	13	19.5%
45-54	22	32.7%
55-64	17	25.9%
65+	5	7.6%

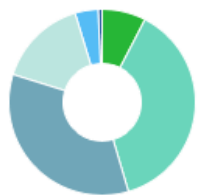
## Occupation Race/Ethnicity Breakdown



Race/Ethnicity	2016 Jobs	2016 Percent
White	41	60.5%
Hispanic or Latino	20	30.3%
Asian	5	6.7%
Two or More Races	1	1.3%
Black or African American	1	1.1%
American Indian or Alaska Native	0	0.1%
Native Hawaiian or Other Pacific Islander	0	0.0%



## National Educational Attainment



Education Level	2016 Percent
Less than high school diploma	7.6%
High school diploma or equivalent	37.9%
Some college, no degree	34.4%
Associate's degree	15.5%
Bachelor's degree	4.0%
Master's degree	0.7%
Doctoral or professional degree	0.0%

## Occupational Programs

0 Programs (2014)	0 Completions (2014)	12 Openings (2014)
----------------------	-------------------------	-----------------------

## Industries Employing Tool and Die Makers

Industry	Occupation Jobs in Industry (2016)	% of Occupation in Industry (2016)	% of Total Jobs in Industry (2016)
Machine Tool Manufacturing	31	45.9%	2.5%
Machine Shops	<10	4.5%	0.3%
Industrial Mold Manufacturing	<10	2.9%	2.6%
Other Motor Vehicle Parts Manufacturing	<10	2.8%	0.7%
Other Aircraft Parts and Auxiliary Equipment Manufacturing	<10	2.5%	0.3%

# Appendix A - Data Sources and Calculations

## Location Quotient

Location quotient (LQ) is a way of quantifying how concentrated a particular industry, cluster, occupation, or demographic group is in a region as compared to the nation. It can reveal what makes a particular region unique in comparison to the national average.

## Occupation Data

Emsi occupation employment data are based on final Emsi industry data and final Emsi staffing patterns. Wage estimates are based on Occupational Employment Statistics (QCEW and Non-QCEW Employees classes of worker) and the American Community Survey (Self-Employed and Extended Proprietors). Occupational wage estimates also affected by county-level Emsi earnings by industry.

## CareerBuilder/Emsi Job Postings

Job postings are collected from various sources and processed/enriched by Careerbuilder to provide information such as standardized company name, occupation, skills, and geography. Emsi performs additional filtering and processing to improve compatibility with Emsi data.

## Completers Data

The completers data in this report is taken directly from the national IPEDS database published by the U.S. Department of Education's National Center for Education Statistics.

## Institution Data

The institution data in this report is taken directly from the national IPEDS database published by the U.S. Department of Education's National Center for Education Statistics.

## State Data Sources

This report uses state data from the following agencies: California Labor Market Information Department