

Occupation Overview

Emsi Q2 2016 Data Set

August 2016



4667 Telegraph Rd
Ventura, California 93003-3872
(805) 654-6400

Parameters

Occupations

Code	Description
33-3051	Police and Sheriff's Patrol Officers

Regions

Code	Description
6111	Ventura County, CA

Timeframe

2016 - 2022

Datarun

2016.2 - QCEW Employees

Police and Sheriff's Patrol Officers in Ventura County, CA

Police and Sheriff's Patrol Officers (SOC 33-3051):

Maintain order and protect life and property by enforcing local, tribal, State, or Federal laws and ordinances. Perform a combination of the following duties: patrol a specific area; direct traffic; issue traffic summonses; investigate accidents; apprehend and arrest suspects, or serve legal processes of courts.

Sample of Reported Job Titles:

Traffic Officer

State Trooper

Public Safety Officer

Police Officer

Peace Officer

Civil Division Deputy Sheriff

Supervising Deputy

Sheriffs Officer

Sheriffs Detective

Sheriff's Sergeant

Related O*NET Occupations:

Police Patrol Officers (33-3051.01)

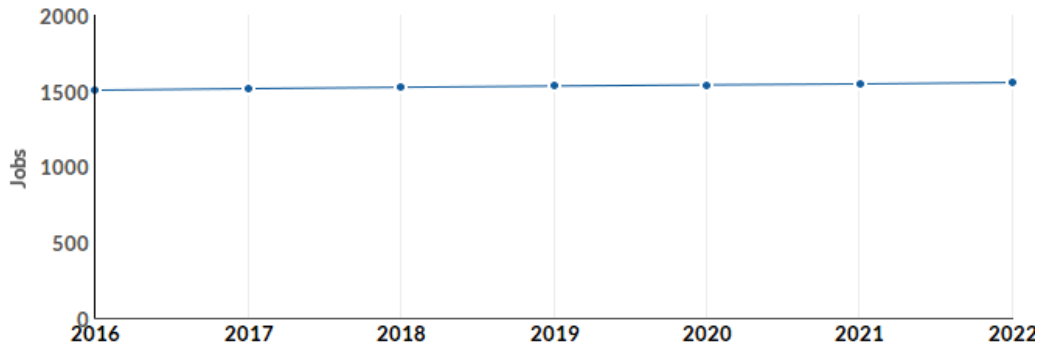
Sheriffs and Deputy Sheriffs (33-3051.03)

Occupation Summary for Police and Sheriff's Patrol Officers

<p>1,507 Jobs (2016) 3% above National average</p>	<p>+3.4% % Change (2016-2022) Nation: +3.9%</p>	<p>\$41.57/hr Median Hourly Earnings Nation: \$29.08/hr</p>
--	---	--

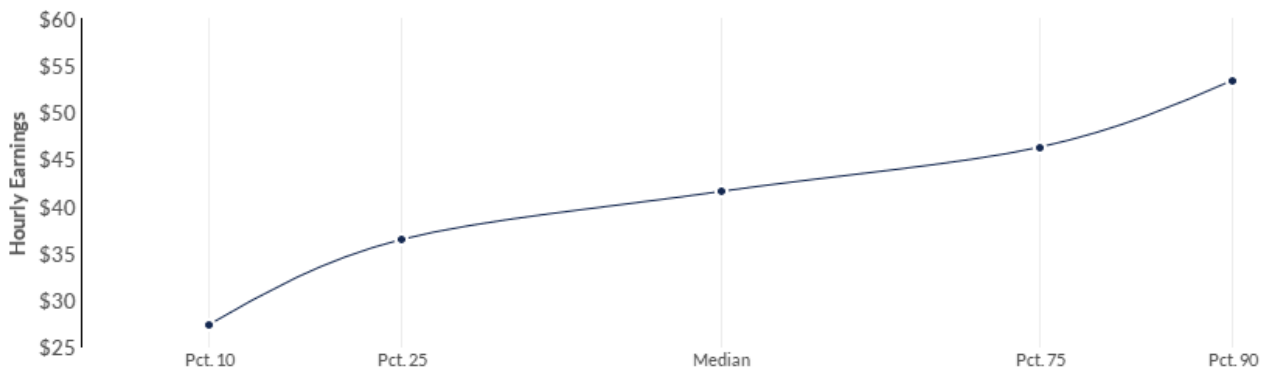
Growth for Police and Sheriff's Patrol Officers (33-3051)

1,507 2016 Jobs	1,558 2022 Jobs	51 Change (2016-2022)	3.4% % Change (2016-2022)
---------------------------	---------------------------	---------------------------------	-------------------------------------

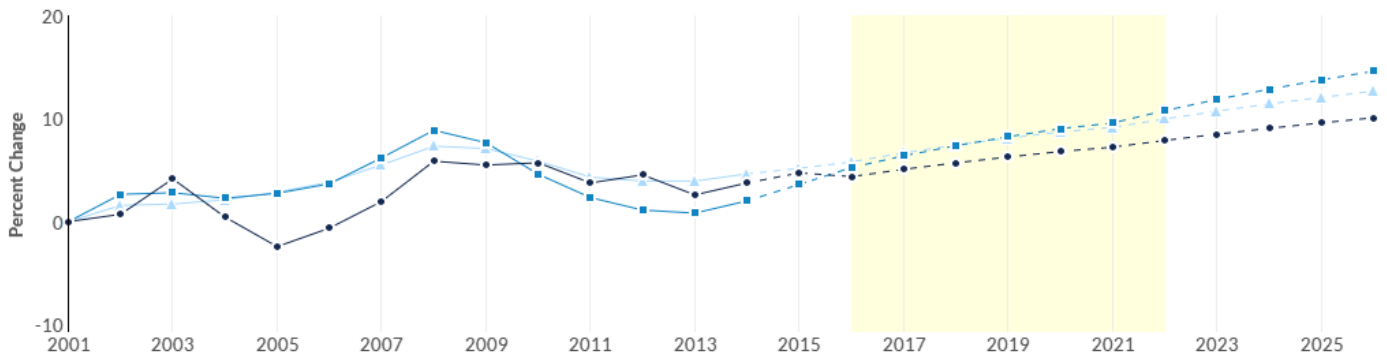


Percentile Earnings for Police and Sheriff's Patrol Officers (33-3051)

\$36.44/hr 25th Percentile Earnings	\$41.57/hr Median Earnings	\$46.31/hr 75th Percentile Earnings
---	--------------------------------------	---



Regional Trends



Region	2016 Jobs	2022 Jobs	Change	% Change
● Region	1,507	1,558	51	3.4%
■ State	72,909	76,737	3,828	5.3%
▲ Nation	649,631	675,234	25,603	3.9%

Regional Breakdown



* Highlighted areas show counties that contain the selected zip codes

ZIP	2022 Jobs
Ventura, CA 93009 (in Ventura county)	1,026
Ventura, CA 93002 (in Ventura county)	102
Newbury Park, CA 91320 (in Ventura county)	88
Simi Valley, CA 93063 (in Ventura county)	81
Thousand Oaks, CA 91360 (in Ventura county)	48

Job Postings Summary

716

Unique Postings (Apr 2011 - May 2016)
2,207 Total Postings

3 : 1

Posting Intensity (Apr 2011 - May 2016)



There were 2,207 total job postings for *Police and Sheriff's Patrol Officers* from April 2011 to May 2016, of which 716 were unique. These numbers give us a Posting Intensity of 3-to-1, meaning that for every 3 postings there is 1 unique job posting.

This is lower than the Posting Intensity for all other occupations and companies in the region (6-to-1), indicating that companies may not be trying as hard to hire this position.

Occupation Gender Breakdown



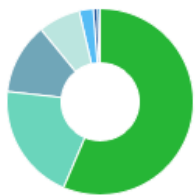
Gender	2016 Jobs	2016 Percent	
● Males	1,188	78.8%	
● Females	319	21.2%	

Occupation Age Breakdown



Age	2016 Jobs	2016 Percent
14-18	2	0.1%
19-24	75	5.0%
25-34	421	27.9%
35-44	512	34.0%
45-54	329	21.8%
55-64	146	9.7%
65+	23	1.5%

Occupation Race/Ethnicity Breakdown



Race/Ethnicity	2016 Jobs	2016 Percent
White	850	56.4%
Hispanic or Latino	307	20.3%
Black or African American	186	12.3%
Asian	110	7.3%
Two or More Races	37	2.4%
American Indian or Alaska Native	11	0.7%
Native Hawaiian or Other Pacific Islander	7	0.5%

National Educational Attainment



Education Level	2016 Percent
Less than high school diploma	0.7%
High school diploma or equivalent	12.4%
Some college, no degree	34.5%
Associate's degree	17.2%
Bachelor's degree	29.6%
Master's degree	5.0%
Doctoral or professional degree	0.6%

Occupational Programs

3 Programs (2014)	155 Completions (2014)	64 Openings (2014)
-----------------------------	----------------------------------	------------------------------

CIP Code	Program	Completions (2014)
43.0107	Criminal Justice/Police Science	146
43.0114	Law Enforcement Investigation and Interviewing	5
43.0111	Criminalistics and Criminal Science	4

Industries Employing Police and Sheriff's Patrol Officers

Industry	Occupation Jobs in Industry (2016)	% of Occupation in Industry (2016)	% of Total Jobs in Industry (2016)
Local Government, Excluding Education and Hospitals	1,428	94.7%	11.6%
State Government, Excluding Education and Hospitals	28	1.9%	3.0%
Federal Government, Civilian, Excluding Postal Service	27	1.8%	0.4%
Elementary and Secondary Schools (Local Government)	<10	0.5%	0.0%
Colleges, Universities, and Professional Schools (Local Government)	<10	0.3%	0.3%

Appendix A - Data Sources and Calculations

Location Quotient

Location quotient (LQ) is a way of quantifying how concentrated a particular industry, cluster, occupation, or demographic group is in a region as compared to the nation. It can reveal what makes a particular region unique in comparison to the national average.

Occupation Data

Emsi occupation employment data are based on final Emsi industry data and final Emsi staffing patterns. Wage estimates are based on Occupational Employment Statistics (QCEW and Non-QCEW Employees classes of worker) and the American Community Survey (Self-Employed and Extended Proprietors). Occupational wage estimates also affected by county-level Emsi earnings by industry.

CareerBuilder/Emsi Job Postings

Job postings are collected from various sources and processed/enriched by Careerbuilder to provide information such as standardized company name, occupation, skills, and geography. Emsi performs additional filtering and processing to improve compatibility with Emsi data.

Completers Data

The completers data in this report is taken directly from the national IPEDS database published by the U.S. Department of Education's National Center for Education Statistics.

Institution Data

The institution data in this report is taken directly from the national IPEDS database published by the U.S. Department of Education's National Center for Education Statistics.

State Data Sources

This report uses state data from the following agencies: California Labor Market Information Department