

Occupation Overview

Emsi Q2 2016 Data Set

August 2016



4667 Telegraph Rd
Ventura, California 93003-3872
(805) 654-6400

Parameters

Occupations

Code	Description
49-3023	Automotive Service Technicians and Mechanics

Regions

Code	Description
6111	Ventura County, CA

Timeframe

2016 - 2022

Datarun

2016.2 - QCEW Employees

Automotive Service Technicians and Mechanics in Ventura County, CA

Automotive Service Technicians and Mechanics (SOC 49-3023):

Diagnose, adjust, repair, or overhaul automotive vehicles. Excludes "Automotive Body and Related Repairers" (49-3021), "Bus and Truck Mechanics and Diesel Engine Specialists" (49-3031), and "Electronic Equipment Installers and Repairers, Motor Vehicles" (49-2096).

Sample of Reported Job Titles:

Transmission Rebuilder

Service Technician

Mechanic

Truck Technician

Shop Foreman

Automobile Mechanic (Auto Mechanic)

Lube Technician

Trim Technician

Quick Service Technician

Related O*NET Occupations:

Automotive Master Mechanics (49-3023.01)

Automotive Specialty Technicians (49-3023.02)

Occupation Summary for Automotive Service Technicians and Mechanics

<p>1,609 Jobs (2016) 7% above National average</p>	<p>+7.0% % Change (2016-2022) Nation: +3.6%</p>	<p>\$18.65/hr Median Hourly Earnings Nation: \$18.08/hr</p>
--	---	--

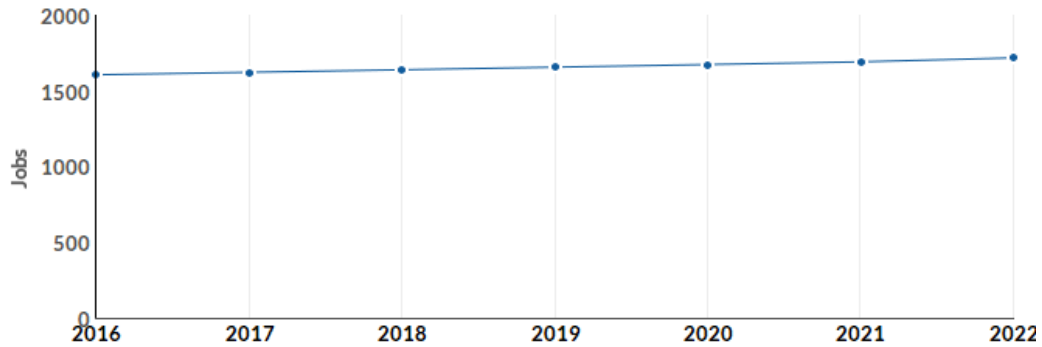
Growth for Automotive Service Technicians and Mechanics (49-3023)

1,609
2016 Jobs

1,721
2022 Jobs

112
Change (2016-2022)

7.0%
% Change (2016-2022)

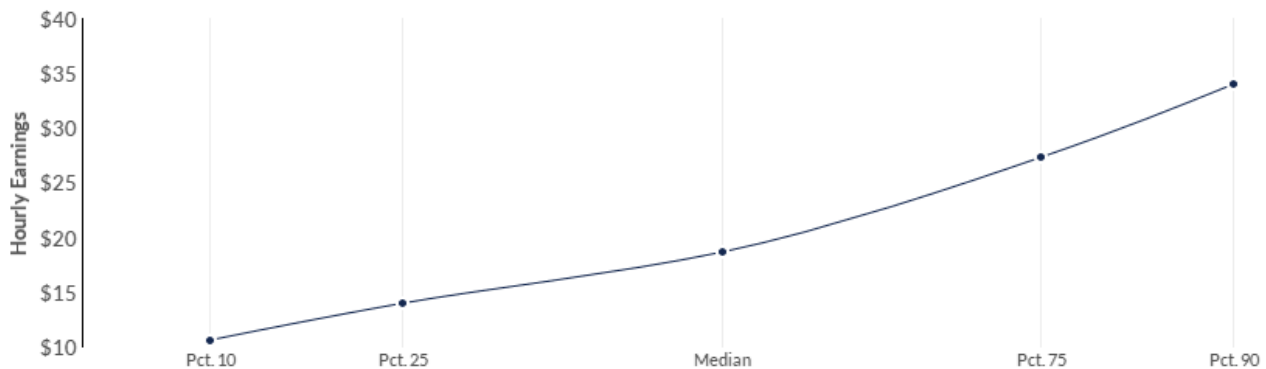


Percentile Earnings for Automotive Service Technicians and Mechanics (49-3023)

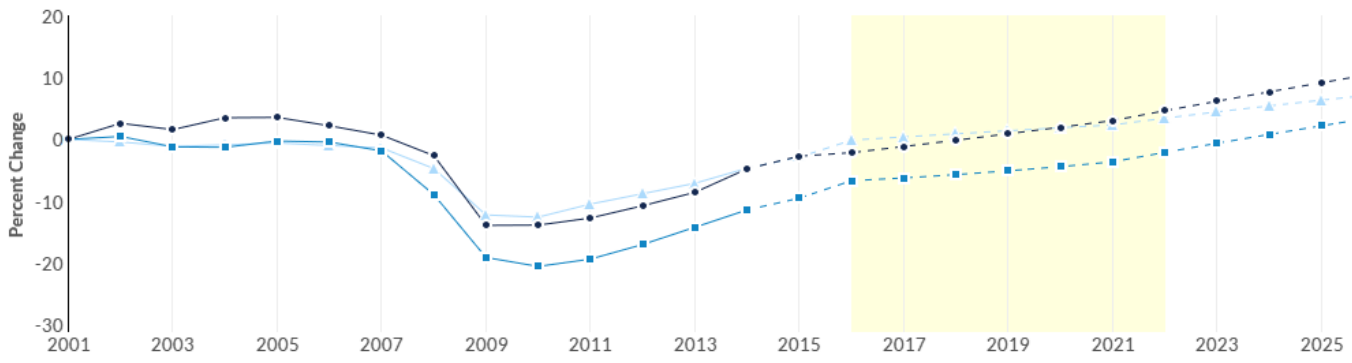
\$13.97/hr
25th Percentile Earnings

\$18.65/hr
Median Earnings

\$27.34/hr
75th Percentile Earnings



Regional Trends



Region	2016 Jobs	2022 Jobs	Change	% Change
● Region	1,609	1,721	112	7.0%
■ State	66,346	69,604	3,258	4.9%
▲ Nation	669,959	693,839	23,880	3.6%

Regional Breakdown



* Highlighted areas show counties that contain the selected zip codes

ZIP	2022 Jobs
Thousand Oaks, CA 91362 (in Ventura county)	348
Ventura, CA 93003 (in Ventura county)	307
Oxnard, CA 93030 (in Ventura county)	201
Simi Valley, CA 93065 (in Ventura county)	178
Oxnard, CA 93036 (in Ventura county)	177

Job Postings Summary

4,325

Unique Postings (Apr 2011 - May 2016)
23,231 Total Postings

5 : 1

Posting Intensity (Apr 2011 - May 2016)



There were 23,231 total job postings for *Automotive Service Technicians and Mechanics* from April 2011 to May 2016, of which 4,325 were unique. These numbers give us a Posting Intensity of 5-to-1, meaning that for every 5 postings there is 1 unique job posting.

This is close to the Posting Intensity for all other occupations and companies in the region (6-to-1), indicating they are putting average effort toward hiring this position.

Occupation Gender Breakdown



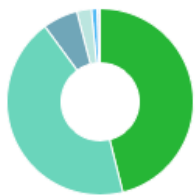
Gender	2016 Jobs	2016 Percent
● Males	1,582	98.3%
● Females	27	1.7%

Occupation Age Breakdown



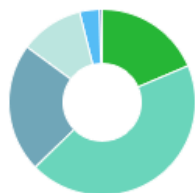
Age	2016 Jobs	2016 Percent
14-18	6	0.4%
19-24	174	10.8%
25-34	407	25.3%
35-44	389	24.2%
45-54	396	24.6%
55-64	186	11.5%
65+	51	3.2%

Occupation Race/Ethnicity Breakdown



Race/Ethnicity	2016 Jobs	2016 Percent
Hispanic or Latino	742	46.1%
White	705	43.8%
Asian	97	6.0%
Black or African American	41	2.5%
Two or More Races	16	1.0%
American Indian or Alaska Native	5	0.3%
Native Hawaiian or Other Pacific Islander	4	0.3%

National Educational Attainment



Education Level	2016 Percent
Less than high school diploma	18.6%
High school diploma or equivalent	44.1%
Some college, no degree	22.4%
Associate's degree	11.0%
Bachelor's degree	3.4%
Master's degree	0.4%
Doctoral or professional degree	0.1%

Occupational Programs

1 Programs (2014)	32 Completions (2014)	77 Openings (2014)
-----------------------------	---------------------------------	------------------------------

CIP Code	Program	Completions (2014)
47.0604	Automobile/Automotive Mechanics Technology/Technician	32

Industries Employing Automotive Service Technicians and Mechanics

Industry	Occupation Jobs in Industry (2016)	% of Occupation in Industry (2016)	% of Total Jobs in Industry (2016)
New Car Dealers	664	41.3%	18.8%
General Automotive Repair	363	22.6%	54.7%
Automotive Parts and Accessories Stores	84	5.2%	11.4%
Used Car Dealers	66	4.1%	18.9%
Tire Dealers	46	2.8%	11.4%

Appendix A - Data Sources and Calculations

Location Quotient

Location quotient (LQ) is a way of quantifying how concentrated a particular industry, cluster, occupation, or demographic group is in a region as compared to the nation. It can reveal what makes a particular region unique in comparison to the national average.

Occupation Data

Emsi occupation employment data are based on final Emsi industry data and final Emsi staffing patterns. Wage estimates are based on Occupational Employment Statistics (QCEW and Non-QCEW Employees classes of worker) and the American Community Survey (Self-Employed and Extended Proprietors). Occupational wage estimates also affected by county-level Emsi earnings by industry.

CareerBuilder/Emsi Job Postings

Job postings are collected from various sources and processed/enriched by Careerbuilder to provide information such as standardized company name, occupation, skills, and geography. Emsi performs additional filtering and processing to improve compatibility with Emsi data.

Completers Data

The completers data in this report is taken directly from the national IPEDS database published by the U.S. Department of Education's National Center for Education Statistics.

Institution Data

The institution data in this report is taken directly from the national IPEDS database published by the U.S. Department of Education's National Center for Education Statistics.

State Data Sources

This report uses state data from the following agencies: California Labor Market Information Department